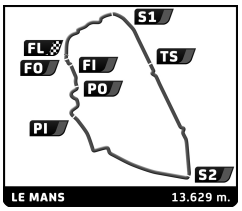

FIA WEC
Official Test 24 Hours of Le Mans
Official Test

Classification

	Nr.	Team	Drivers	Car	Cl		Ty	Time	Lap	Total	Gap		Kph
1	7	Toyota Gazoo Racing	M. CONWAY / K. KOBAYASHI / S. SARRAZIN / N. LAPIERRE	Toyota TS050 - Hybrid	LMP1	H	M	3:18.132	59	94	-	-	247.6
2	8	Toyota Gazoo Racing	S. BUEMI / A. DAVIDSON / K. NAKAJIMA / Y. KUNIMOTO	Toyota TS050 - Hybrid	LMP1	H	M	3:19.290	94	104	+1.158	+1.158	246.2
3	9	Toyota Gazoo Racing	N. LAPIERRE / Y. KUNIMOTO / J. LOPEZ / M. CONWAY	Toyota TS050 - Hybrid	LMP1	H	M	3:21.455	85	106	+3.323	+2.165	243.6
4	2	Porsche LMP Team	T. BERNHARD / E. BAMBER / B. HARTLEY / M. LIEB	Porsche 919 Hybrid	LMP1	H	M	3:21.512	65	75	+3.380	+0.057	243.5
5	1	Porsche LMP Team	N. JANI / A. LOTTERER / N. TANDY / M. LIEB	Porsche 919 Hybrid	LMP1	H	M	3:22.100	56	81	+3.968	+0.588	242.8
6	35	Signatech Alpine Matmut	N. PANCIATICI / P. RAGUES / A. NEGRÃO	Alpine A470 - Gibson	LMP2		D	3:28.146	52	71	+10.014	+6.046	235.7
7	4	Bykolles Racing Team	O. WEBB / D. KRAIHAMER / M. BONANOMI	ENSO CLM P1/01 - Nismo	LMP1		M	3:28.701	51	68	+10.569	+0.555	235.1
8	24	CEFC MANOR TRS RACING	T. GRAVES / J. HIRSCHI / J. VERGNE	Oreca 07 - Gibson	LMP2		D	3:28.844	78	80	+10.712	+0.143	234.9
9	37	Jackie Chan DC Racing	D. CHENG / T. GOMMENDY / A. BRUNDLE	Oreca 07 - Gibson	LMP2		D	3:29.104	40	69	+10.972	+0.260	234.6
10	26	G-Drive Racing	R. RUSINOV / P. THIRIET / A. LYNN / L. VANTHOOR	Oreca 07 - Gibson	LMP2		D	3:29.113	70	93	+10.981	+0.009	234.6
11	38	Jackie Chan DC Racing	H. TUNG / T. LAURENT / O. JARVIS	Oreca 07 - Gibson	LMP2		D	3:29.924	56	68	+11.792	+0.811	233.7
12	13	Vaillante Rebellion	N. PIQUET JR / D. HEINEMEIER HANSS / M. BECHE	Oreca 07 - Gibson	LMP2		D	3:30.150	54	62	+12.018	+0.226	233.5
13	28	TDS Racing	F. PERRODO / M. VAXIVIERE / E. COLLARD / N. CATSBURG	Oreca 07 - Gibson	LMP2		D	3:30.375	77	81	+12.243	+0.225	233.2
14	36	Signatech Alpine Matmut	R. DUMAS / G. MENEZES / M. RAO	Alpine A470 - Gibson	LMP2		D	3:30.501	74	81	+12.369	+0.126	233.1
15	40	GRAFF	J. ALLEN / F. MATELLI / R. BRADLEY	Oreca 07 - Gibson	LMP2		D	3:30.525	37	63	+12.393	+0.024	233.1
16	31	Vaillante Rebellion	N. PROST / J. CANAL / B. SENNA	Oreca 07 - Gibson	LMP2		D	3:30.535	38	80	+12.403	+0.010	233.0
17	25	CEFC MANOR TRS RACING	R. GONZALEZ / S. TRUMMER / V. PETROV	Oreca 07 - Gibson	LMP2		D	3:30.570	69	81	+12.438	+0.035	233.0
18	21	DRAGONSPEED - 10 STAR	H. HEDMAN / B. HANLEY / F. ROSENQVIST	Oreca 07 - Gibson	LMP2		D	3:30.693	42	87	+12.561	+0.123	232.9
19	22	G-Drive Racing	M. ROJAS / R. HIRAKAWA / J. GUTIERREZ / N. MINASSIAN	Oreca 07 - Gibson	LMP2		D	3:31.150	37	65	+13.018	+0.457	232.4
20	32	UNITED AUTOSPORTS	W. OWEN / H. DE SADELEER / F. ALBUQUERQUE	LIGIER JSP217 - Gibson	LMP2		D	3:31.907	69	77	+13.775	+0.757	231.5
21	47	CETILAR VILLORBA CORSE	R. LACORTE / G. SERNAGIOTTO / A. BELICCHI	Dallara P217 - Gibson	LMP2		D	3:32.567	55	76	+14.435	+0.660	230.8
22	29	Racing Team Nederland	J. LAMMERS / F. VAN EERD / R. BARRICHELLO	Dallara P217 - Gibson	LMP2		D	3:33.304	76	86	+15.172	+0.737	230.0
23	23	Panis Barthez Competition	F. BARTHEZ / T. BURET / N. BERTHON / S. GACHET	LIGIER JSP217 - Gibson	LMP2		M	3:33.690	61	64	+15.558	+0.386	229.6
24	27	SMP Racing	M. MEDIANI / S. SIROTKIN / V. SHAITAR	Dallara P217 - Gibson	LMP2		D	3:33.787	36	46	+15.655	+0.097	229.5
25	34	Tockwith Motorsports	N. MOORE / P. HANSON / K. CHANDHOK	LIGIER JSP217 - Gibson	LMP2		D	3:34.385	35	53	+16.253	+0.598	228.9
26	39	GRAFF	E. GUIBBERT / E. TROUILLET / J. WINSLOW	Oreca 07 - Gibson	LMP2		D	3:34.404	23	61	+16.272	+0.019	228.8
27	17	IDEC SPORT RACING	P. LAFARGUE / P. LAFARGUE / D. ZOLLINGER / P. CHATIN	LIGIER JSP217 - Gibson	LMP2		M	3:35.968	55	84	+17.836	+1.564	227.2
28	45	Algarve Pro Racing	M. PATTERSON / M. MCMURRY / V. CAPILLAIRE / D. KOUTSOUMIDIS	LIGIER JSP217 - Gibson	LMP2		D	3:36.544	58	96	+18.412	+0.576	226.6
29	43	KEATING MOTORSPORTS	B. KEATING / J. BLEEKEMOLEN / R. TAYLOR / N. DE BRUJIN	Riley MK30 - GIBSON	LMP2		M	3:38.671	25	38	+20.539	+2.127	224.4
30	49	Arc Bratislava	M. KONOPKA / K. CALKO / R. BREUKERS	LIGIER JSP217 - Gibson	LMP2		D	3:38.905	42	66	+20.773	+0.234	224.1
31	33	EURASIA MOTORSPORT	J. NICOLET / P. NICOLET / E. MARIS	LIGIER JSP217 - Gibson	LMP2		D	3:43.817	30	71	+25.685	+4.912	219.2
32	64	Corvette Racing - GM	O. GAVIN / T. MILNER / M. FÄSSLER	Chevrolet Corvette C7.R	LMGTE Pro		M	3:54.701	72	74	+36.569	+10.884	209.1
33	91	Porsche GT Team	R. LIETZ / F. MAKOWIECKI / P. PILET / L. VANTHOOR	Porsche 911 RSR	LMGTE Pro		M	3:54.996	49	87	+36.864	+0.295	208.8
34	92	Porsche GT Team	M. CHRISTENSEN / K. ESTRE / D. WERNER / L. VANTHOOR	Porsche 911 RSR	LMGTE Pro		M	3:54.999	43	72	+36.867	+0.003	208.8
35	63	Corvette Racing - GM	J. MAGNUSSEN / A. GARCIA / J. TAYLOR	Chevrolet Corvette C7.R	LMGTE Pro		M	3:55.064	51	87	+36.932	+0.065	208.7
36	95	Aston Martin Racing	N. THIIM / M. SØRENSEN / R. STANAWAY	Aston Martin VANTAGE	LMGTE Pro		D	3:55.251	39	55	+37.119	+0.187	208.6
37	97	Aston Martin Racing	D. TURNER / J. ADAM / D. SERRA	Aston Martin VANTAGE	LMGTE Pro		D	3:55.266	37	55	+37.134	+0.015	208.5
38	71	AF Corse	D. RIGON / S. BIRD / M. MOLINA	Ferrari 488 GTE	LMGTE Pro		M	3:55.385	62	68	+37.253	+0.119	208.4
39	51	AF Corse	J. CALADO / A. PIER GUIDI / L. DI GRASSI	Ferrari 488 GTE	LMGTE Pro		M	3:55.827	34	68	+37.695	+0.442	208.1
40	82	RISI COMPETIZIONE	T. VILANDER / G. FISICHELLA / P. KAFFER	Ferrari 488 GTE	LMGTE Pro		M	3:55.847	24	45	+37.715	+0.020	208.0
41	69	FORD CHIP GANASSI TEAM USA	R. BRISCOE / R. WESTBROOK	Ford GT	LMGTE Pro		M	3:57.536	46	57	+39.404	+1.689	206.6
42	67	Ford Chip Ganassi Team UK	A. PRIAULX / H. TINCKNELL / L. DERANI	Ford GT	LMGTE Pro		M	3:57.881	74	84	+39.749	+0.345	206.3
43	68	FORD CHIP GANASSI TEAM USA	J. HAND / D. MÜLLER	Ford GT	LMGTE Pro		M	3:58.011	35	62	+39.879	+0.130	206.1
44	66	Ford Chip Ganassi Team UK	S. MÜCKE / O. PLA / B. JOHNSON	Ford GT	LMGTE Pro		M	3:58.181	63	72	+40.049	+0.170	206.0
45	98	Aston Martin Racing	P. DALLA LANA / P. LAMY / M. LAUDA	Aston Martin VANTAGE	LMGTE Am		M	3:58.250	76	80	+40.118	+0.069	205.9
46	50	Larbre Competition	F. REES / R. BRANDELA / C. PHILIPPON	Chevrolet Corvette C7.R	LMGTE Am		M	3:58.302	51	78	+40.170	+0.052	205.9
47	77	Dempsey - Proton Racing	C. RIED / M. CAIROLI / M. DIENST / J. PIGUET	Porsche 911 RSR 991	LMGTE Am		D	3:58.449	56	80	+40.317	+0.147	205.8
48	62	Scuderia Corsa	C. MACNEIL / W. SWEEDLER / T. BELL	Ferrari 488 GTE	LMGTE Am		M	3:58.599	51	74	+40.467	+0.150	205.6
49	55	SPIRIT OF RACE	D. CAMERON / A. SCOTT / M. CIOCI	Ferrari 488 GTE	LMGTE Am		M	3:58.804	70	80	+40.672	+0.205	205.5
50	99	Beechdean AMR	A. HOWARD / R. GUNN / O. BRYANT	Aston Martin VANTAGE	LMGTE Am		D	3:58.885	58	63	+40.753	+0.081	205.4
51	90	TF Sport	S. YOLUC / E. ALRE-HANKEY	Aston Martin VANTAGE	LMGTE Am		D	3:59.140	39	50	+41.008	+0.255	205.2
52	83	DH RACING	T. KROHN / N. JÖNSSON / A. BERTOLINI	Ferrari 488 GTE	LMGTE Am		M	3:59.174	58	65	+41.042	+0.034	205.1
53	61	Clearwater Racing	W. MOK / K. SAWA / M. GRIFFIN	Ferrari 488 GTE	LMGTE Am		M	3:59.276	60	88	+41.144	+0.102	205.1
54	88	Proton Competition	K. BACHLER / S. LEMERET / K. AL QUBAISI / C. RIED	Porsche 911 RSR 991	LMGTE Am		D	3:59.277	41	87	+41.145	+0.001	205.1
55	86	Gulf Racing UK	M. WAINWRIGHT / B. BARKER / N. FOSTER	Porsche 911 RSR (2016)	LMGTE Am		D	3:59.582	48	75	+41.450	+0.305	204.8
56	65	Scuderia Corsa	C. NIELSEN / A. BALZAN / B. CURTIS	Ferrari 488 GTE	LMGTE Am		M	4:00.120	39	62	+41.988	+0.538	204.3
57	54	SPIRIT OF RACE	T. FLOHR / F. CASTELLACCI / O. BERETTA	Ferrari 488 GTE	LMGTE Am		M	4:00.213	61	84	+42.081	+0.093	204.3
58	84	JMW Motorsport	R. SMITH / W. STEVENS / D. VANTHOOR / J. COCKER	Ferrari 488 GTE	LMGTE Am		M	4:00.523	50	66	+42.391	+0.310	204.0
59	93	Proton Competition	P. LONG / A. AL FAISAL / M. HEDLUND / C. RIED	Porsche 911 RSR 991	LMGTE Am		D	4:00.556	33	53	+42.424	+0.033	204.0
60	60	Clearwater Racing	R. WEE / H. KATOH	Ferrari 488 GTE	LMGTE Am		M	4:05.248	74	81	+47.116	+4.692	200.1

Fastest Lap	Lap 59	Kamui KOBAYASHI	3:18.132	247.6 Kph

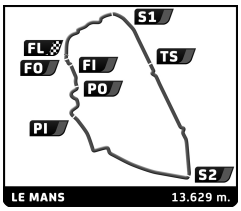

FIA WEC

Official Test 24 Hours of Le Mans

Official Test

Classification

Nr.	Team	Drivers	Car	Cl	Ty	Time	Lap	Total	Gap	Kph

Published at: .....

Track Temp: **28,89 ºC** Air Temp: **20,61 ºC** Track Status: **DRY**

Race Director:	Timekeeper:

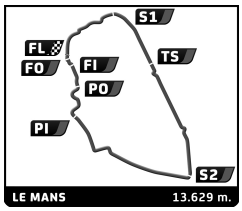

FIA WEC
Official Test 24 Hours of Le Mans
Official Test

Classification by Class

	Nr.	Team	Drivers	Car		Ty	Time	Lap	Total	Gap		Kph
LMP1												
1	7	Toyota Gazoo Racing	M. CONWAY / K. KOBAYASHI / S. SARRAZIN / N. LAPIERRE	Toyota TS050 - Hybrid	H	M	3:18.132	59	94			247.6
2	8	Toyota Gazoo Racing	S. BUEMI / A. DAVIDSON / K. NAKAJIMA / Y. KUNIMOTO	Toyota TS050 - Hybrid	H	M	3:19.290	94	104	+1.158	+1.158	246.2
3	9	Toyota Gazoo Racing	N. LAPIERRE / Y. KUNIMOTO / J. LOPEZ / M. CONWAY	Toyota TS050 - Hybrid	H	M	3:21.455	85	106	+3.323	+2.165	243.6
4	2	Porsche LMP Team	T. BERNHARD / E. BAMBER / B. HARTLEY / M. LIEB	Porsche 919 Hybrid	H	M	3:21.512	65	75	+3.380	+0.057	243.5
5	1	Porsche LMP Team	N. JANI / A. LOTTERER / N. TANDY / M. LIEB	Porsche 919 Hybrid	H	M	3:22.100	56	81	+3.968	+0.588	242.8
6	4	Bykolles Racing Team	O. WEBB / D. KRAIHAMER / M. BONANOMI	ENSO CLM P1/01 - Nismo		M	3:28.701	51	68	+10.569	+6.601	235.1
LMP2												
1	35	Signatech Alpine Matmut	N. PANCIATICI / P. RAGUES / A. NEGRÃO	Alpine A470 - Gibson		D	3:28.146	52	71			235.7
2	24	CEFC MANOR TRS RACING	T. GRAVES / J. HIRSCHI / J. VERGNE	Oreca 07 - Gibson		D	3:28.844	78	80	+0.698	+0.698	234.9
3	37	Jackie Chan DC Racing	D. CHENG / T. GOMMENDY / A. BRUNDLE	Oreca 07 - Gibson		D	3:29.104	40	69	+0.958	+0.260	234.6
4	26	G-Drive Racing	R. RUSINOV / P. THIRIET / A. LYNN / L. VANTHOOR	Oreca 07 - Gibson		D	3:29.113	70	93	+0.967	+0.009	234.6
5	38	Jackie Chan DC Racing	H. TUNG / T. LAURENT / O. JARVIS	Oreca 07 - Gibson		D	3:29.924	56	68	+1.778	+0.811	233.7
6	13	Vaillante Rebellion	N. PIQUET JR / D. HEINEMEIER HANSS / M. BECHE	Oreca 07 - Gibson		D	3:30.150	54	62	+2.004	+0.226	233.5
7	28	TDS Racing	F. PERRODO / M. VAXIVIERE / E. COLLARD / N. CATSBURG	Oreca 07 - Gibson		D	3:30.375	77	81	+2.229	+0.225	233.2
8	36	Signatech Alpine Matmut	R. DUMAS / G. MENEZES / M. RAO	Alpine A470 - Gibson		D	3:30.501	74	81	+2.355	+0.126	233.1
9	40	GRAFF	J. ALLEN / F. MATELLI / R. BRADLEY	Oreca 07 - Gibson		D	3:30.525	37	63	+2.379	+0.024	233.1
10	31	Vaillante Rebellion	N. PROST / J. CANAL / B. SENNA	Oreca 07 - Gibson		D	3:30.535	38	80	+2.389	+0.010	233.0
11	25	CEFC MANOR TRS RACING	R. GONZALEZ / S. TRUMMER / V. PETROV	Oreca 07 - Gibson		D	3:30.570	69	81	+2.424	+0.035	233.0
12	21	DRAGONSPEED - 10 STAR	H. HEDMAN / B. HANLEY / F. ROSENQVIST	Oreca 07 - Gibson		D	3:30.693	42	87	+2.547	+0.123	232.9
13	22	G-Drive Racing	M. ROJAS / R. HIRAKAWA / J. GUTIERREZ / N. MINASSIAN	Oreca 07 - Gibson		D	3:31.150	37	65	+3.004	+0.457	232.4
14	32	UNITED AUTOSPORTS	W. OWEN / H. DE SADELEER / F. ALBUQUERQUE	LIGIER JSP217 - Gibson		D	3:31.907	69	77	+3.761	+0.757	231.5
15	47	CETILAR VILLORBA CORSE	R. LACORTE / G. SERNAGIOTTO / A. BELICCHI	Dallara P217 - Gibson		D	3:32.567	55	76	+4.421	+0.660	230.8
16	29	Racing Team Nederland	J. LAMMERS / F. VAN EERD / R. BARRICHELLO	Dallara P217 - Gibson		D	3:33.304	76	86	+5.158	+0.737	230.0
17	23	Panis Barthez Competition	F. BARTHEZ / T. BURET / N. BERTHON / S. GACHET	LIGIER JSP217 - Gibson		M	3:33.690	61	64	+5.544	+0.386	229.6
18	27	SMP Racing	M. MEDIANI / S. SIROTKIN / V. SHAITAR	Dallara P217 - Gibson		D	3:33.787	36	46	+5.641	+0.097	229.5
19	34	Tockwith Motorsports	N. MOORE / P. HANSON / K. CHANDHOK	LIGIER JSP217 - Gibson		D	3:34.385	35	53	+6.239	+0.598	228.9
20	39	GRAFF	E. GUIBBERT / E. TROUILLET / J. WINSLOW	Oreca 07 - Gibson		D	3:34.404	23	61	+6.258	+0.019	228.8
21	17	IDEC SPORT RACING	P. LAFARGUE / P. LAFARGUE / D. ZOLLINGER / P. CHATIN	LIGIER JSP217 - Gibson		M	3:35.968	55	84	+7.822	+1.564	227.2
22	45	Algarve Pro Racing	M. PATTERSON / M. MCMURRY / V. CAPILLAIRE / D. KOUTSOUMIDIS	LIGIER JSP217 - Gibson		D	3:36.544	58	96	+8.398	+0.576	226.6
23	43	KEATING MOTORSPORTS	B. KEATING / J. BLEEKEMOLEN / R. TAYLOR / N. DE BRUJIN	Riley MK30 - GIBSON		M	3:38.671	25	38	+10.525	+2.127	224.4
24	49	Arc Bratislava	M. KONOPKA / K. CALKO / R. BREUKERS	LIGIER JSP217 - Gibson		D	3:38.905	42	66	+10.759	+0.234	224.1
25	33	EURASIA MOTORSPORT	J. NICOLET / P. NICOLET / E. MARIS	LIGIER JSP217 - Gibson		D	3:43.817	30	71	+15.671	+4.912	219.2
LMGTE Pro												
1	64	Corvette Racing - GM	O. GAVIN / T. MILNER / M. FÄSSLER	Chevrolet Corvette C7.R		M	3:54.701	72	74			209.1
2	91	Porsche GT Team	R. LIETZ / F. MAKOWIECKI / P. PILET / L. VANTHOOR	Porsche 911 RSR		M	3:54.996	49	87	+0.295	+0.295	208.8
3	92	Porsche GT Team	M. CHRISTENSEN / K. ESTRE / D. WERNER / L. VANTHOOR	Porsche 911 RSR		M	3:54.999	43	72	+0.298	+0.003	208.8
4	63	Corvette Racing - GM	J. MAGNUSSEN / A. GARCIA / J. TAYLOR	Chevrolet Corvette C7.R		M	3:55.064	51	87	+0.363	+0.065	208.7
5	95	Aston Martin Racing	N. THIIM / M. SØRENSEN / R. STANAWAY	Aston Martin VANTAGE		D	3:55.251	39	55	+0.550	+0.187	208.6
6	97	Aston Martin Racing	D. TURNER / J. ADAM / D. SERRA	Aston Martin VANTAGE		D	3:55.266	37	55	+0.565	+0.015	208.5
7	71	AF Corse	D. RIGON / S. BIRD / M. MOLINA	Ferrari 488 GTE		M	3:55.385	62	68	+0.684	+0.119	208.4
8	51	AF Corse	J. CALADO / A. PIER GUIDI / L. DI GRASSI	Ferrari 488 GTE		M	3:55.827	34	68	+1.126	+0.442	208.1
9	82	RISI COMPETIZIONE	T. VILANDER / G. FISICHELLA / P. KAFFER	Ferrari 488 GTE		M	3:55.847	24	45	+1.146	+0.020	208.0
10	69	FORD CHIP GANASSI TEAM USA	R. BRISCOE / R. WESTBROOK	Ford GT		M	3:57.536	46	57	+2.835	+1.689	206.6
11	67	Ford Chip Ganassi Team UK	A. PRIAULX / H. TINCKNELL / L. DERANI	Ford GT		M	3:57.881	74	84	+3.180	+0.345	206.3
12	68	FORD CHIP GANASSI TEAM USA	J. HAND / D. MÜLLER	Ford GT		M	3:58.011	35	62	+3.310	+0.130	206.1
13	66	Ford Chip Ganassi Team UK	S. MÜCKE / O. PLA / B. JOHNSON	Ford GT		M	3:58.181	63	72	+3.480	+0.170	206.0
LMGTE Am												
1	98	Aston Martin Racing	P. DALLA LANA / P. LAMY / M. LAUDA	Aston Martin VANTAGE		M	3:58.250	76	80			205.9
2	50	Larbre Competition	F. REES / R. BRANDELA / C. PHILIPPON	Chevrolet Corvette C7.R		M	3:58.302	51	78	+0.052	+0.052	205.9
3	77	Dempsey - Proton Racing	C. RIED / M. CAIROLI / M. DIENST / J. PIGUET	Porsche 911 RSR 991		D	3:58.449	56	80	+0.199	+0.147	205.8
4	62	Scuderia Corsa	C. MACNEIL / W. SWEEDLER / T. BELL	Ferrari 488 GTE		M	3:58.599	51	74	+0.349	+0.150	205.6
5	55	SPIRIT OF RACE	D. CAMERON / A. SCOTT / M. CIOCI	Ferrari 488 GTE		M	3:58.804	70	80	+0.554	+0.205	205.5
6	99	Beechdean AMR	A. HOWARD / R. GUNN / O. BRYANT	Aston Martin VANTAGE		D	3:58.885	58	63	+0.635	+0.081	205.4
7	90	TF Sport	S. YOLUC / E. ALRE-HANKEY	Aston Martin VANTAGE		D	3:59.140	39	50	+0.890	+0.255	205.2
8	83	DH RACING	T. KROHN / N. JÖNSSON / A. BERTOLINI	Ferrari 488 GTE		M	3:59.174	58	65	+0.924	+0.034	205.1
9	61	Clearwater Racing	W. MOK / K. SAWA / M. GRIFFIN	Ferrari 488 GTE		M	3:59.276	60	88	+1.026	+0.102	205.1
10	88	Proton Competition	K. BACHLER / S. LEMERET / K. AL QUBAISI / C. RIED	Porsche 911 RSR 991		D	3:59.277	41	87	+1.027	+0.001	205.1
11	86	Gulf Racing UK	M. WAINWRIGHT / B. BARKER / N. FOSTER	Porsche 911 RSR (2016)		D	3:59.582	48	75	+1.332	+0.305	204.8
12	65	Scuderia Corsa	C. NIELSEN / A. BALZAN / B. CURTIS	Ferrari 488 GTE		M	4:00.120	39	62	+1.870	+0.538	204.3
13	54	SPIRIT OF RACE	T. FLOHR / F. CASTELLACCI / O. BERETTA	Ferrari 488 GTE		M	4:00.213	61	84	+1.963	+0.093	204.3
14	84	JMW Motorsport	R. SMITH / W. STEVENS / D. VANTHOOR / J. COCKER	Ferrari 488 GTE		M	4:00.523	50	66	+2.273	+0.310	204.0
15	93	Proton Competition	P. LONG / A. AL FAISAL / M. HEDLUND / C. RIED	Porsche 911 RSR 991		D	4:00.556	33	53	+2.306	+0.033	204.0
16	60	Clearwater Racing	R. WEE / H. KATOH	Ferrari 488 GTE		M	4:05.248	74	81	+6.998	+4.692	200.1

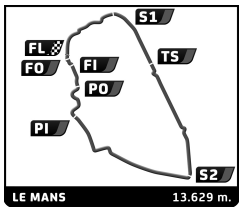

FIA WEC

Official Test 24 Hours of Le Mans
Official Test

Classification by Class

Nr.	Team	Drivers	Car	Ty	Time	Lap	Total	Gap	Kph

Published at: .....

Track Temp: **28,89 ºC** Air Temp: **20,61 ºC** Track Status: **DRY**

Race Director:	Timekeeper:

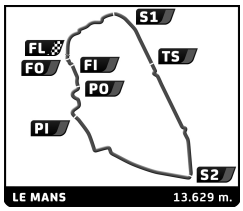

FIA WEC
Official Test 24 Hours of Le Mans
Official Test

Classification by Driver Fastest Lap

	Nr	Team	Car	Class		Driver	Time	Lap	Total	Gap		Kph
1	7	Toyota Gazoo Racing	Toyota TS050 - Hybrid	LMP1	H	Kamui KOBAYASHI	3:18.132	16	33			247.6
2	8	Toyota Gazoo Racing	Toyota TS050 - Hybrid	LMP1	H	Sébastien BUEMI	3:19.290	35	39	1.158	1.158	246.2
3	8	Toyota Gazoo Racing	Toyota TS050 - Hybrid	LMP1	H	Kazuki NAKAJIMA	3:20.019	22	30	1.887	0.729	245.3
4	9	Toyota Gazoo Racing	Toyota TS050 - Hybrid	LMP1	H	Jose Maria LOPEZ	3:21.455	45	48	3.323	1.436	243.6
5	2	Porsche LMP Team	Porsche 919 Hybrid	LMP1	H	Earl BAMBER	3:21.512	16	22	3.380	0.057	243.5
6	8	Toyota Gazoo Racing	Toyota TS050 - Hybrid	LMP1	H	Anthony DAVIDSON	3:22.075	21	35	3.943	0.563	242.8
7	1	Porsche LMP Team	Porsche 919 Hybrid	LMP1	H	Neel JANI	3:22.100	18	28	3.968	0.025	242.8
8	9	Toyota Gazoo Racing	Toyota TS050 - Hybrid	LMP1	H	Nicolas LAPIERRE	3:22.362	16	22	4.230	0.262	242.5
9	9	Toyota Gazoo Racing	Toyota TS050 - Hybrid	LMP1	H	Yuji KUNIMOTO	3:22.396	34	36	4.264	0.034	242.4
10	1	Porsche LMP Team	Porsche 919 Hybrid	LMP1	H	André LOTTERER	3:22.519	28	30	4.387	0.123	242.3
11	7	Toyota Gazoo Racing	Toyota TS050 - Hybrid	LMP1	H	Mike CONWAY	3:22.750	21	27	4.618	0.231	242.0
12	2	Porsche LMP Team	Porsche 919 Hybrid	LMP1	H	Timo BERNHARD	3:23.089	16	23	4.957	0.339	241.6
13	7	Toyota Gazoo Racing	Toyota TS050 - Hybrid	LMP1	H	Stéphane SARRAZIN	3:23.450	19	34	5.318	0.361	241.2
14	2	Porsche LMP Team	Porsche 919 Hybrid	LMP1	H	Brendon HARTLEY	3:23.494	22	25	5.362	0.044	241.1
15	1	Porsche LMP Team	Porsche 919 Hybrid	LMP1	H	Nick TANDY	3:25.884	10	17	7.752	2.390	238.3
16	1	Porsche LMP Team	Porsche 919 Hybrid	LMP1	H	Marc LIEB	3:26.786	5	6	8.654	0.902	237.3
17	35	Signatech Alpine Matmut	Alpine A470 - Gibson	LMP2		Nelson PANCIATICI	3:28.146	20	22	10.014	1.360	235.7
18	4	Bykolles Racing Team	ENSO CLM P1/01 - Nismo	LMP1		Dominik KRAIHAMER	3:28.701	11	18	10.569	0.555	235.1
19	24	CEFC MANOR TRS RACING	Oreca 07 - Gibson	LMP2		Jean-Eric VERGNE	3:28.844	25	27	10.712	0.143	234.9
20	37	Jackie Chan DC Racing	Oreca 07 - Gibson	LMP2		Alex BRUNDLE	3:29.104	13	20	10.972	0.260	234.6
21	26	G-Drive Racing	Oreca 07 - Gibson	LMP2		Alex LYNN	3:29.113	21	25	10.981	0.009	234.6
22	4	Bykolles Racing Team	ENSO CLM P1/01 - Nismo	LMP1		Marco BONANOMI	3:29.428	14	17	11.296	0.315	234.3
23	4	Bykolles Racing Team	ENSO CLM P1/01 - Nismo	LMP1		Oliver WEBB	3:29.443	32	33	11.311	0.015	234.3
24	26	G-Drive Racing	Oreca 07 - Gibson	LMP2		Laurens VANTHOOR	3:29.585	9	15	11.453	0.142	234.1
25	35	Signatech Alpine Matmut	Alpine A470 - Gibson	LMP2		André NEGRÃO	3:29.809	20	27	11.677	0.224	233.9
26	38	Jackie Chan DC Racing	Oreca 07 - Gibson	LMP2		Ho-Pin TUNG	3:29.924	22	23	11.792	0.115	233.7
27	13	Vaillante Rebellion	Oreca 07 - Gibson	LMP2		Mathias BECHE	3:30.150	17	25	12.018	0.226	233.5
28	28	TDS Racing	Oreca 07 - Gibson	LMP2		Matthieu VAXIVIERE	3:30.375	25	27	12.243	0.225	233.2
29	26	G-Drive Racing	Oreca 07 - Gibson	LMP2		Roman RUSINOV	3:30.500	20	25	12.368	0.125	233.1
30	36	Signatech Alpine Matmut	Alpine A470 - Gibson	LMP2		Romain DUMAS	3:30.501	22	23	12.369	0.001	233.1
31	40	GRAFF	Oreca 07 - Gibson	LMP2		Richard BRADLEY	3:30.525	15	21	12.393	0.024	233.1
32	31	Vaillante Rebellion	Oreca 07 - Gibson	LMP2		Bruno SENNA	3:30.535	6	21	12.403	0.010	233.0
33	25	CEFC MANOR TRS RACING	Oreca 07 - Gibson	LMP2		Vitaly PETROV	3:30.570	21	23	12.438	0.035	233.0
34	38	Jackie Chan DC Racing	Oreca 07 - Gibson	LMP2		Oliver JARVIS	3:30.630	18	20	12.498	0.060	232.9
35	38	Jackie Chan DC Racing	Oreca 07 - Gibson	LMP2		Thomas LAURENT	3:30.631	22	25	12.499	0.001	232.9
36	21	DRAGONSPEED - 10 STAR	Oreca 07 - Gibson	LMP2		Ben HANLEY	3:30.693	18	29	12.561	0.062	232.9
37	13	Vaillante Rebellion	Oreca 07 - Gibson	LMP2		Nelson PIQUET JR	3:30.696	12	18	12.564	0.003	232.9
38	31	Vaillante Rebellion	Oreca 07 - Gibson	LMP2		Julien CANAL	3:30.726	23	32	12.594	0.030	232.8
39	36	Signatech Alpine Matmut	Alpine A470 - Gibson	LMP2		Gustavo MENEZES	3:30.959	15	28	12.827	0.233	232.6
40	21	DRAGONSPEED - 10 STAR	Oreca 07 - Gibson	LMP2		Felix ROSENQVIST	3:31.077	26	29	12.945	0.118	232.4
41	22	G-Drive Racing	Oreca 07 - Gibson	LMP2		Ryo HIRAKAWA	3:31.150	13	19	13.018	0.073	232.4
42	25	CEFC MANOR TRS RACING	Oreca 07 - Gibson	LMP2		Simon TRUMMER	3:31.161	27	28	13.029	0.011	232.4
43	28	TDS Racing	Oreca 07 - Gibson	LMP2		Nicky CATSBURG	3:31.710	9	15	13.578	0.549	231.8
44	31	Vaillante Rebellion	Oreca 07 - Gibson	LMP2		Nicolas PROST	3:31.744	23	27	13.612	0.034	231.7
45	32	UNITED AUTOSPORTS	LIGIER JSP217 - Gibson	LMP2		Filipe ALBUQUERQUE	3:31.907	30	31	13.775	0.163	231.5
46	26	G-Drive Racing	Oreca 07 - Gibson	LMP2		Pierre THIRIET	3:31.934	25	28	13.802	0.027	231.5
47	35	Signatech Alpine Matmut	Alpine A470 - Gibson	LMP2		Pierre RAGUES	3:32.066	9	22	13.934	0.132	231.4
48	13	Vaillante Rebellion	Oreca 07 - Gibson	LMP2		David HEINEMEIER HANSSON	3:32.165	18	19	14.033	0.099	231.3
49	24	CEFC MANOR TRS RACING	Oreca 07 - Gibson	LMP2		Jonathan HIRSCHI	3:32.195	17	33	14.063	0.030	231.2
50	37	Jackie Chan DC Racing	Oreca 07 - Gibson	LMP2		Tristan GOMMENDY	3:32.460	10	24	14.328	0.265	230.9
51	47	CETILAR VILLORBA CORSE	Dallara P217 - Gibson	LMP2		Andrea BELICCHI	3:32.567	23	26	14.435	0.107	230.8
52	36	Signatech Alpine Matmut	Alpine A470 - Gibson	LMP2		Matthew RAO	3:32.951	19	30	14.819	0.384	230.4
53	28	TDS Racing	Oreca 07 - Gibson	LMP2		Emmanuel COLLARD	3:33.093	14	18	14.961	0.142	230.2
54	29	Racing Team Nederland	Dallara P217 - Gibson	LMP2		Rubens BARRICHELLO	3:33.304	33	40	15.172	0.211	230.0
55	23	Panis Barthez Competition	LIGIER JSP217 - Gibson	LMP2		Nathanaël BERTHON	3:33.690	16	17	15.558	0.386	229.6
56	22	G-Drive Racing	Oreca 07 - Gibson	LMP2		Nicolas MINASSIAN	3:33.742	9	10	15.610	0.052	229.5
57	27	SMP Racing	Dallara P217 - Gibson	LMP2		Victor SHAITAR	3:33.787	22	25	15.655	0.045	229.5
58	22	G-Drive Racing	Oreca 07 - Gibson	LMP2		Memo ROJAS	3:33.915	7	13	15.783	0.128	229.4
59	25	CEFC MANOR TRS RACING	Oreca 07 - Gibson	LMP2		Roberto GONZALEZ	3:33.927	16	30	15.795	0.012	229.4
60	22	G-Drive Racing	Oreca 07 - Gibson	LMP2		Jose GUTIERREZ	3:33.947	22	23	15.815	0.020	229.3
61	40	GRAFF	Oreca 07 - Gibson	LMP2		James ALLEN	3:34.071	11	21	15.939	0.124	229.2
62	40	GRAFF	Oreca 07 - Gibson	LMP2		Franck MATELLI	3:34.186	18	21	16.054	0.115	229.1
63	27	SMP Racing	Dallara P217 - Gibson	LMP2		Sergey SIROTKIN	3:34.325	13	14	16.193	0.139	228.9
64	34	Tockwith Motorsports	LIGIER JSP217 - Gibson	LMP2		Karun CHANDHOK	3:34.385	19	20	16.253	0.060	228.9
65	39	GRAFF	Oreca 07 - Gibson	LMP2		Enzo GUIBBERT	3:34.404	12	20	16.272	0.019	228.8
66	23	Panis Barthez Competition	LIGIER JSP217 - Gibson	LMP2		Timothé BURET	3:34.449	16	19	16.317	0.045	228.8

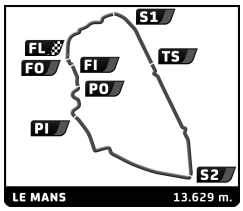

FIA WEC
Official Test 24 Hours of Le Mans
Official Test

Classification by Driver Fastest Lap

	Nr	Team	Car	Class	Driver	Time	Lap	Total	Gap		Kph
67	47	CETILAR VILLORBA CORSE	Dallara P217 - Gibson	LMP2	Giorgio SERNAGIOTTO	3:34.627	23	24	16.495	0.178	228.6
68	24	CEFC MANOR TRS RACING	Oreca 07 - Gibson	LMP2	Tor GRAVES	3:35.066	8	20	16.934	0.439	228.1
69	37	Jackie Chan DC Racing	Oreca 07 - Gibson	LMP2	David CHENG	3:35.314	17	25	17.182	0.248	227.9
70	2	Porsche LMP Team	Porsche 919 Hybrid	LMP1 H	Marc LIEB	3:35.328	2	5	17.196	0.014	227.9
71	17	IDEC SPORT RACING	LIGIER JSP217 - Gibson	LMP2	Paul-Loup CHATIN	3:35.968	7	12	17.836	0.640	227.2
72	32	UNITED AUTOSPORTS	LIGIER JSP217 - Gibson	LMP2	Hugo DE SADELEER	3:36.061	18	21	17.929	0.093	227.1
73	39	GRAFF	Oreca 07 - Gibson	LMP2	James WINSLOW	3:36.160	19	20	18.028	0.099	227.0
74	45	Algarve Pro Racing	LIGIER JSP217 - Gibson	LMP2	Matthew MCMURRY	3:36.544	19	31	18.412	0.384	226.6
75	45	Algarve Pro Racing	LIGIER JSP217 - Gibson	LMP2	Vincent CAPILLAIRE	3:36.600	27	31	18.468	0.056	226.5
76	32	UNITED AUTOSPORTS	LIGIER JSP217 - Gibson	LMP2	Will OWEN	3:36.809	18	25	18.677	0.209	226.3
77	47	CETILAR VILLORBA CORSE	Dallara P217 - Gibson	LMP2	Roberto LACORTE	3:36.953	23	26	18.821	0.144	226.2
78	27	SMP Racing	Dallara P217 - Gibson	LMP2	Maurizio MEDIANI	3:37.219	5	7	19.087	0.266	225.9
79	29	Racing Team Nederland	Dallara P217 - Gibson	LMP2	Jan LAMMERS	3:37.661	11	21	19.529	0.442	225.4
80	23	Panis Barthez Competition	LIGIER JSP217 - Gibson	LMP2	Fabien BARTHEZ	3:38.515	21	26	20.383	0.854	224.5
81	34	Tockwith Motorsports	LIGIER JSP217 - Gibson	LMP2	Nigel MOORE	3:38.620	6	14	20.488	0.105	224.4
82	43	KEATING MOTORSPORTS	Riley MK30 - GIBSON	LMP2	Ricky TAYLOR	3:38.671	9	10	20.539	0.051	224.4
83	49	Arc Bratislava	LIGIER JSP217 - Gibson	LMP2	Konstantin CALKO	3:38.905	13	19	20.773	0.234	224.1
84	28	TDS Racing	Oreca 07 - Gibson	LMP2	François PERRODO	3:39.618	9	21	21.486	0.713	223.4
85	34	Tockwith Motorsports	LIGIER JSP217 - Gibson	LMP2	Philip HANSON	3:39.896	18	19	21.764	0.278	223.1
86	49	Arc Bratislava	LIGIER JSP217 - Gibson	LMP2	Rik BREUKERS	3:41.381	15	18	23.249	1.485	221.6
87	21	DRAGONSPEED - 10 STAR	Oreca 07 - Gibson	LMP2	Henrik HEDMAN	3:41.750	9	29	23.618	0.369	221.3
88	17	IDEC SPORT RACING	LIGIER JSP217 - Gibson	LMP2	Paul LAFARGUE	3:42.011	10	16	23.879	0.261	221.0
89	17	IDEC SPORT RACING	LIGIER JSP217 - Gibson	LMP2	David ZOLLINGER	3:42.016	25	27	23.884	0.005	221.0
90	39	GRAFF	Oreca 07 - Gibson	LMP2	Eric TROUILLET	3:42.155	18	21	24.023	0.139	220.9
91	43	KEATING MOTORSPORTS	Riley MK30 - GIBSON	LMP2	Jeroen BLEEKEMOLEN	3:42.417	11	15	24.285	0.262	220.6
92	17	IDEC SPORT RACING	LIGIER JSP217 - Gibson	LMP2	Patrice LAFARGUE	3:42.440	18	29	24.308	0.023	220.6
93	29	Racing Team Nederland	Dallara P217 - Gibson	LMP2	Frits VAN EERD	3:43.156	13	25	25.024	0.716	219.9
94	33	EURASIA MOTORSPORT	LIGIER JSP217 - Gibson	LMP2	Pierre NICOLET	3:43.817	15	29	25.685	0.661	219.2
95	33	EURASIA MOTORSPORT	LIGIER JSP217 - Gibson	LMP2	Jacques NICOLET	3:44.456	22	23	26.324	0.639	218.6
96	33	EURASIA MOTORSPORT	LIGIER JSP217 - Gibson	LMP2	Erik MARIS	3:46.586	10	19	28.454	2.130	216.5
97	45	Algarve Pro Racing	LIGIER JSP217 - Gibson	LMP2	Mark PATTERSON	3:49.002	8	21	30.870	2.416	214.3
98	49	Arc Bratislava	LIGIER JSP217 - Gibson	LMP2	Miroslav KONOPKA	3:49.612	22	29	31.480	0.610	213.7
99	43	KEATING MOTORSPORTS	Riley MK30 - GIBSON	LMP2	Ben KEATING	3:50.433	5	9	32.301	0.821	212.9
100	43	KEATING MOTORSPORTS	Riley MK30 - GIBSON	LMP2	Nico DE BRUJIN	3:51.262	3	4	33.130	0.829	212.2
101	64	Corvette Racing - GM	Chevrolet Corvette C7.R	LMGTE Pro	Oliver GAVIN	3:54.701	25	27	36.569	3.439	209.1
102	91	Porsche GT Team	Porsche 911 RSR	LMGTE Pro	Frédéric MAKOWIECKI	3:54.996	17	22	36.864	0.295	208.8
103	92	Porsche GT Team	Porsche 911 RSR	LMGTE Pro	Kevin ESTRE	3:54.999	10	14	36.867	0.003	208.8
104	63	Corvette Racing - GM	Chevrolet Corvette C7.R	LMGTE Pro	Antonio GARCIA	3:55.064	32	36	36.932	0.065	208.7
105	95	Aston Martin Racing	Aston Martin VANTAGE	LMGTE Pro	Nicki THIIM	3:55.251	22	38	37.119	0.187	208.6
106	97	Aston Martin Racing	Aston Martin VANTAGE	LMGTE Pro	Jonathan ADAM	3:55.266	16	34	37.134	0.015	208.5
107	92	Porsche GT Team	Porsche 911 RSR	LMGTE Pro	Michael CHRISTENSEN	3:55.335	32	33	37.203	0.069	208.5
108	71	AF Corse	Ferrari 488 GTE	LMGTE Pro	Davide RIGON	3:55.385	15	17	37.253	0.050	208.4
109	63	Corvette Racing - GM	Chevrolet Corvette C7.R	LMGTE Pro	Jordan TAYLOR	3:55.585	13	21	37.453	0.200	208.3
110	63	Corvette Racing - GM	Chevrolet Corvette C7.R	LMGTE Pro	Jan MAGNUSSEN	3:55.726	13	30	37.594	0.141	208.1
111	91	Porsche GT Team	Porsche 911 RSR	LMGTE Pro	Patrick PILET	3:55.753	16	17	37.621	0.027	208.1
112	51	AF Corse	Ferrari 488 GTE	LMGTE Pro	James CALADO	3:55.827	12	13	37.695	0.074	208.1
113	82	RISI COMPETIZIONE	Ferrari 488 GTE	LMGTE Pro	Giancarlo FISICHELLA	3:55.847	7	11	37.715	0.020	208.0
114	92	Porsche GT Team	Porsche 911 RSR	LMGTE Pro	Dirk WERNER	3:55.932	20	25	37.800	0.085	208.0
115	91	Porsche GT Team	Porsche 911 RSR	LMGTE Pro	Richard LIETZ	3:56.090	29	38	37.958	0.158	207.8
116	64	Corvette Racing - GM	Chevrolet Corvette C7.R	LMGTE Pro	Tommy MILNER	3:56.190	20	31	38.058	0.100	207.7
117	51	AF Corse	Ferrari 488 GTE	LMGTE Pro	Lucas DI GRASSI	3:56.265	34	37	38.133	0.075	207.7
118	51	AF Corse	Ferrari 488 GTE	LMGTE Pro	Alessandro PIER GUIDI	3:56.288	11	18	38.156	0.023	207.6
119	71	AF Corse	Ferrari 488 GTE	LMGTE Pro	Miguel MOLINA	3:56.351	35	37	38.219	0.063	207.6
120	82	RISI COMPETIZIONE	Ferrari 488 GTE	LMGTE Pro	Toni VILANDER	3:56.428	13	17	38.296	0.077	207.5
121	97	Aston Martin Racing	Aston Martin VANTAGE	LMGTE Pro	Daniel SERRA	3:56.735	9	10	38.603	0.307	207.3
122	64	Corvette Racing - GM	Chevrolet Corvette C7.R	LMGTE Pro	Marcel FÄSSLER	3:56.875	12	16	38.743	0.140	207.1
123	91	Porsche GT Team	Porsche 911 RSR	LMGTE Pro	Laurens VANTHOOR	3:56.879	9	10	38.747	0.004	207.1
124	97	Aston Martin Racing	Aston Martin VANTAGE	LMGTE Pro	Darren TURNER	3:57.051	3	11	38.919	0.172	207.0
125	82	RISI COMPETIZIONE	Ferrari 488 GTE	LMGTE Pro	Pierre KAFFER	3:57.124	12	17	38.992	0.073	206.9
126	69	FORD CHIP GANASSI TEAM USA	Ford GT	LMGTE Pro	Richard WESTBROOK	3:57.536	30	31	39.404	0.412	206.6
127	71	AF Corse	Ferrari 488 GTE	LMGTE Pro	Sam BIRD	3:57.662	8	14	39.530	0.126	206.4
128	67	Ford Chip Ganassi Team UK	Ford GT	LMGTE Pro	Harry TINCKNELL	3:57.881	18	19	39.749	0.219	206.3
129	68	FORD CHIP GANASSI TEAM USA	Ford GT	LMGTE Pro	Dirk MÜLLER	3:58.011	17	28	39.879	0.130	206.1
130	67	Ford Chip Ganassi Team UK	Ford GT	LMGTE Pro	Luis Felipe DERANI	3:58.046	36	45	39.914	0.035	206.1
131	69	FORD CHIP GANASSI TEAM USA	Ford GT	LMGTE Pro	Ryan BRISCOE	3:58.163	20	26	40.031	0.117	206.0
132	66	Ford Chip Ganassi Team UK	Ford GT	LMGTE Pro	Billy JOHNSON	3:58.181	24	25	40.049	0.018	206.0

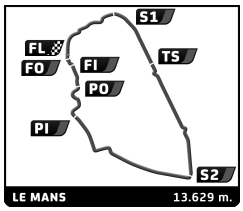

FIA WEC
Official Test 24 Hours of Le Mans
Official Test

Classification by Driver Fastest Lap

	Nr	Team	Car	Class	Driver	Time	Lap	Total	Gap		Kph
133	98	Aston Martin Racing	Aston Martin VANTAGE	LMGTE Am	Pedro LAMY	3:58.250	12	16	40.118	0.069	205.9
134	50	Larbre Competition	Chevrolet Corvette C7.R	LMGTE Am	Fernando REES	3:58.302	18	29	40.170	0.052	205.9
135	66	Ford Chip Ganassi Team UK	Ford GT	LMGTE Pro	Olivier PLA	3:58.323	11	21	40.191	0.021	205.9
136	66	Ford Chip Ganassi Team UK	Ford GT	LMGTE Pro	Stefan MÜCKE	3:58.341	17	26	40.209	0.018	205.9
137	77	Dempsey - Proton Racing	Porsche 911 RSR 991	LMGTE Am	Matteo CAIROLI	3:58.449	19	23	40.317	0.108	205.8
138	67	Ford Chip Ganassi Team UK	Ford GT	LMGTE Pro	Andy PRIAULX	3:58.467	15	20	40.335	0.018	205.7
139	77	Dempsey - Proton Racing	Porsche 911 RSR 991	LMGTE Am	Marvin DIENST	3:58.506	19	20	40.374	0.039	205.7
140	62	Scuderia Corsa	Ferrari 488 GTE	LMGTE Am	Townsend BELL	3:58.599	38	39	40.467	0.093	205.6
141	68	FORD CHIP GANASSI TEAM USA	Ford GT	LMGTE Pro	Joey HAND	3:58.654	23	34	40.522	0.055	205.6
142	98	Aston Martin Racing	Aston Martin VANTAGE	LMGTE Am	Mathias LAUDA	3:58.700	10	29	40.568	0.046	205.5
143	95	Aston Martin Racing	Aston Martin VANTAGE	LMGTE Pro	Marco SØRENSEN	3:58.701	3	9	40.569	0.001	205.5
144	55	SPIRIT OF RACE	Ferrari 488 GTE	LMGTE Am	Marco CIOCI	3:58.804	17	24	40.672	0.103	205.5
145	95	Aston Martin Racing	Aston Martin VANTAGE	LMGTE Pro	Richie STANAWAY	3:58.819	6	8	40.687	0.015	205.4
146	99	Beechdean AMR	Aston Martin VANTAGE	LMGTE Am	Ross GUNN	3:58.885	17	22	40.753	0.066	205.4
147	90	TF Sport	Aston Martin VANTAGE	LMGTE Am	Euan ALRE-HANKEY	3:59.140	19	21	41.008	0.255	205.2
148	83	DH RACING	Ferrari 488 GTE	LMGTE Am	Andrea BERTOLINI	3:59.174	12	19	41.042	0.034	205.1
149	61	Clearwater Racing	Ferrari 488 GTE	LMGTE Am	Matt GRIFFIN	3:59.276	23	30	41.144	0.102	205.1
150	88	Proton Competition	Porsche 911 RSR 991	LMGTE Am	Klaus BACHLER	3:59.277	14	28	41.145	0.001	205.1
151	98	Aston Martin Racing	Aston Martin VANTAGE	LMGTE Am	Paul DALLA LANA	3:59.320	18	35	41.188	0.043	205.0
152	86	Gulf Racing UK	Porsche 911 RSR (2016)	LMGTE Am	Benjamin BARKER	3:59.582	17	18	41.450	0.262	204.8
153	86	Gulf Racing UK	Porsche 911 RSR (2016)	LMGTE Am	Nick FOSTER	3:59.846	18	23	41.714	0.264	204.6
154	65	Scuderia Corsa	Ferrari 488 GTE	LMGTE Am	Alessandro BALZAN	4:00.120	22	26	41.988	0.274	204.3
155	54	SPIRIT OF RACE	Ferrari 488 GTE	LMGTE Am	Francesco CASTELLACCI	4:00.213	27	28	42.081	0.093	204.3
156	83	DH RACING	Ferrari 488 GTE	LMGTE Am	Niclas JÖNSSON	4:00.224	22	23	42.092	0.011	204.2
157	61	Clearwater Racing	Ferrari 488 GTE	LMGTE Am	Keita SAWA	4:00.333	28	29	42.201	0.109	204.2
158	84	JMW Motorsport	Ferrari 488 GTE	LMGTE Am	Jonathan COCKER	4:00.523	15	17	42.391	0.190	204.0
159	55	SPIRIT OF RACE	Ferrari 488 GTE	LMGTE Am	Aaron SCOTT	4:00.550	19	23	42.418	0.027	204.0
160	93	Proton Competition	Porsche 911 RSR 991	LMGTE Am	Patrick LONG	4:00.556	14	15	42.424	0.006	204.0
161	54	SPIRIT OF RACE	Ferrari 488 GTE	LMGTE Am	Olivier BERETTA	4:00.686	12	22	42.554	0.130	203.9
162	84	JMW Motorsport	Ferrari 488 GTE	LMGTE Am	Will STEVENS	4:01.109	9	10	42.977	0.423	203.5
163	88	Proton Competition	Porsche 911 RSR 991	LMGTE Am	Khaled AL QUBAISI	4:01.283	27	30	43.151	0.174	203.3
164	65	Scuderia Corsa	Ferrari 488 GTE	LMGTE Am	Christina NIELSEN	4:01.514	14	15	43.382	0.231	203.2
165	99	Beechdean AMR	Aston Martin VANTAGE	LMGTE Am	Oliver BRYANT	4:01.783	22	24	43.651	0.269	202.9
166	90	TF Sport	Aston Martin VANTAGE	LMGTE Am	Salih YOLUC	4:02.349	26	29	44.217	0.566	202.5
167	62	Scuderia Corsa	Ferrari 488 GTE	LMGTE Am	William SWEEDLER	4:02.502	14	16	44.370	0.153	202.3
168	93	Proton Competition	Porsche 911 RSR 991	LMGTE Am	Abdulaziz AL FAISAL	4:02.779	7	15	44.647	0.277	202.1
169	77	Dempsey - Proton Racing	Porsche 911 RSR 991	LMGTE Am	Christian RIED	4:02.978	26	27	44.846	0.199	201.9
170	84	JMW Motorsport	Ferrari 488 GTE	LMGTE Am	Dries VANTHOOR	4:03.198	8	10	45.066	0.220	201.7
171	88	Proton Competition	Porsche 911 RSR 991	LMGTE Am	Stéphane LEMERET	4:03.460	28	29	45.328	0.262	201.5
172	45	Algarve Pro Racing	LIGIER JSP217 - Gibson	LMP2	Dean KOUTSOUMIDIS	4:03.582	7	13	45.450	0.122	201.4
173	55	SPIRIT OF RACE	Ferrari 488 GTE	LMGTE Am	Duncan CAMERON	4:03.683	32	33	45.551	0.101	201.3
174	62	Scuderia Corsa	Ferrari 488 GTE	LMGTE Am	Cooper MACNEIL	4:04.373	18	19	46.241	0.690	200.8
175	60	Clearwater Racing	Ferrari 488 GTE	LMGTE Am	Hiroki KATOH	4:05.248	41	43	47.116	0.875	200.1
176	77	Dempsey - Proton Racing	Porsche 911 RSR 991	LMGTE Am	Julien PIGUET	4:05.874	7	10	47.742	0.626	199.6
177	99	Beechdean AMR	Aston Martin VANTAGE	LMGTE Am	Andrew HOWARD	4:05.890	16	17	47.758	0.016	199.5
178	61	Clearwater Racing	Ferrari 488 GTE	LMGTE Am	Weng Sun MOK	4:06.146	14	29	48.014	0.256	199.3
179	86	Gulf Racing UK	Porsche 911 RSR (2016)	LMGTE Am	Michael WAINWRIGHT	4:06.293	22	34	48.161	0.147	199.2
180	83	DH RACING	Ferrari 488 GTE	LMGTE Am	Tracy KROHN	4:06.653	22	23	48.521	0.360	198.9
181	50	Larbre Competition	Chevrolet Corvette C7.R	LMGTE Am	Romain BRANDELA	4:06.670	7	23	48.538	0.017	198.9
182	65	Scuderia Corsa	Ferrari 488 GTE	LMGTE Am	Bret CURTIS	4:07.055	20	21	48.923	0.385	198.6
183	84	JMW Motorsport	Ferrari 488 GTE	LMGTE Am	Robert SMITH	4:07.594	13	29	49.462	0.539	198.2
184	50	Larbre Competition	Chevrolet Corvette C7.R	LMGTE Am	Christian PHILIPPON	4:08.014	8	26	49.882	0.420	197.8
185	93	Proton Competition	Porsche 911 RSR 991	LMGTE Am	Michael HEDLUND	4:08.044	19	23	49.912	0.030	197.8
186	54	SPIRIT OF RACE	Ferrari 488 GTE	LMGTE Am	Thomas FLOHR	4:08.412	28	34	50.280	0.368	197.5
187	60	Clearwater Racing	Ferrari 488 GTE	LMGTE Am	Richard WEE	4:11.411	19	38	53.279	2.999	195.2
	23	Panis Barthez Competition	LIGIER JSP217 - Gibson	LMP2	Simon GACHET			2			
	7	Toyota Gazoo Racing	Toyota TS050 - Hybrid	LMP1 H	Yuji KUNIMOTO						
	7	Toyota Gazoo Racing	Toyota TS050 - Hybrid	LMP1 H	Nicolas LAPIERRE						
	8	Toyota Gazoo Racing	Toyota TS050 - Hybrid	LMP1 H	Jose Maria LOPEZ						
	8	Toyota Gazoo Racing	Toyota TS050 - Hybrid	LMP1 H	Yuji KUNIMOTO						
	9	Toyota Gazoo Racing	Toyota TS050 - Hybrid	LMP1 H	Mike CONWAY						
	9	Toyota Gazoo Racing	Toyota TS050 - Hybrid	LMP1 H	Sébastien BUEMI						
	88	Proton Competition	Porsche 911 RSR 991	LMGTE Am	Christian RIED						
	92	Porsche GT Team	Porsche 911 RSR	LMGTE Pro	Laurens VANTHOOR						
	93	Proton Competition	Porsche 911 RSR 991	LMGTE Am	Christian RIED						
	93	Proton Competition	Porsche 911 RSR 991	LMGTE Am	Klaus BACHLER						

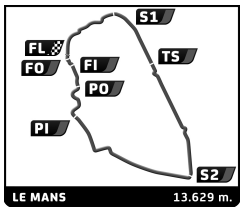

FIA WEC

Official Test 24 Hours of Le Mans
Official Test

Classification by Driver Fastest Lap

Nr	Team	Car	Class	Driver	Time	Lap	Total	Gap	Kph

Published at: .....

Track Temp: **28,89 ºC** Air Temp: **20,61 ºC** Track Status: **DRY**

Race Director:	Timekeeper:

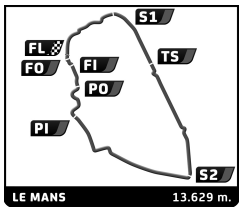

FIA WEC

Official Test 24 Hours of Le Mans
After Official Test

Classification by Driver And Class Fastest Lap

	Nr	Team	Car	Class		Driver	Time	Laps	Gap	Kph	Session
LMP1											
1	7	Toyota Gazoo Racing	Toyota TS050 - Hybrid	LMP1	H	Kamui KOBAYASHI	3:18.132	33		247.6	Official Test
2	8	Toyota Gazoo Racing	Toyota TS050 - Hybrid	LMP1	H	Sébastien BUEMI	3:19.290	39	1.158	246.2	Official Test
3	8	Toyota Gazoo Racing	Toyota TS050 - Hybrid	LMP1	H	Kazuki NAKAJIMA	3:20.019	30	1.887	245.3	Official Test
4	9	Toyota Gazoo Racing	Toyota TS050 - Hybrid	LMP1	H	Jose Maria LOPEZ	3:21.455	48	3.323	243.6	Official Test
5	2	Porsche LMP Team	Porsche 919 Hybrid	LMP1	H	Earl BAMBER	3:21.512	22	3.380	243.5	Official Test
6	8	Toyota Gazoo Racing	Toyota TS050 - Hybrid	LMP1	H	Anthony DAVIDSON	3:22.075	35	3.943	242.8	Official Test
7	1	Porsche LMP Team	Porsche 919 Hybrid	LMP1	H	Neel JANI	3:22.100	28	3.968	242.8	Official Test
8	9	Toyota Gazoo Racing	Toyota TS050 - Hybrid	LMP1	H	Nicolas LAPIERRE	3:22.362	22	4.230	242.5	Official Test
9	9	Toyota Gazoo Racing	Toyota TS050 - Hybrid	LMP1	H	Yuji KUNIMOTO	3:22.396	36	4.264	242.4	Official Test
10	1	Porsche LMP Team	Porsche 919 Hybrid	LMP1	H	André LOTTERER	3:22.519	30	4.387	242.3	Official Test
11	7	Toyota Gazoo Racing	Toyota TS050 - Hybrid	LMP1	H	Mike CONWAY	3:22.750	27	4.618	242.0	Official Test
12	2	Porsche LMP Team	Porsche 919 Hybrid	LMP1	H	Timo BERNHARD	3:23.089	23	4.957	241.6	Official Test
13	7	Toyota Gazoo Racing	Toyota TS050 - Hybrid	LMP1	H	Stéphane SARRAZIN	3:23.450	34	5.318	241.2	Official Test
14	2	Porsche LMP Team	Porsche 919 Hybrid	LMP1	H	Brendon HARTLEY	3:23.494	25	5.362	241.1	Official Test
15	1	Porsche LMP Team	Porsche 919 Hybrid	LMP1	H	Nick TANDY	3:25.884	17	7.752	238.3	Official Test
16	1	Porsche LMP Team	Porsche 919 Hybrid	LMP1	H	Marc LIEB	3:26.786	6	8.654	237.3	Official Test
17	4	Bykolles Racing Team	ENSO CLM P1/01 - Nismo	LMP1		Dominik KRAIHAMER	3:28.701	18	10.569	235.1	Official Test
18	4	Bykolles Racing Team	ENSO CLM P1/01 - Nismo	LMP1		Marco BONANOMI	3:29.428	17	11.296	234.3	Official Test
19	4	Bykolles Racing Team	ENSO CLM P1/01 - Nismo	LMP1		Oliver WEBB	3:29.443	33	11.311	234.3	Official Test
20	2	Porsche LMP Team	Porsche 919 Hybrid	LMP1	H	Marc LIEB	3:35.328	5	17.196	227.9	Official Test
	7	Toyota Gazoo Racing	Toyota TS050 - Hybrid	LMP1	H	Nicolas LAPIERRE					
	7	Toyota Gazoo Racing	Toyota TS050 - Hybrid	LMP1	H	Yuji KUNIMOTO					
	8	Toyota Gazoo Racing	Toyota TS050 - Hybrid	LMP1	H	Yuji KUNIMOTO					
	8	Toyota Gazoo Racing	Toyota TS050 - Hybrid	LMP1	H	Jose Maria LOPEZ					
	9	Toyota Gazoo Racing	Toyota TS050 - Hybrid	LMP1	H	Sébastien BUEMI					
	9	Toyota Gazoo Racing	Toyota TS050 - Hybrid	LMP1	H	Mike CONWAY					
LMP2											
1	35	Signatech Alpine Matmut	Alpine A470 - Gibson	LMP2		Nelson PANCIATICI	3:28.146	22		235.7	Official Test
2	24	CEFC MANOR TRS RACING	Oreca 07 - Gibson	LMP2		Jean-Eric VERGNE	3:28.844	27	0.698	234.9	Official Test
3	37	Jackie Chan DC Racing	Oreca 07 - Gibson	LMP2		Alex BRUNDLE	3:29.104	20	0.958	234.6	Official Test
4	26	G-Drive Racing	Oreca 07 - Gibson	LMP2		Alex LYNN	3:29.113	25	0.967	234.6	Official Test
5	26	G-Drive Racing	Oreca 07 - Gibson	LMP2		Laurens VANTHOOR	3:29.585	15	1.439	234.1	Official Test
6	35	Signatech Alpine Matmut	Alpine A470 - Gibson	LMP2		André NEGRÃO	3:29.809	27	1.663	233.9	Official Test
7	38	Jackie Chan DC Racing	Oreca 07 - Gibson	LMP2		Ho-Pin TUNG	3:29.924	23	1.778	233.7	Official Test
8	13	Vaillante Rebellion	Oreca 07 - Gibson	LMP2		Mathias BECHE	3:30.150	25	2.004	233.5	Official Test
9	28	TDS Racing	Oreca 07 - Gibson	LMP2		Matthieu VAXIVIERE	3:30.375	27	2.229	233.2	Official Test
10	26	G-Drive Racing	Oreca 07 - Gibson	LMP2		Roman RUSINOV	3:30.500	25	2.354	233.1	Official Test
11	36	Signatech Alpine Matmut	Alpine A470 - Gibson	LMP2		Romain DUMAS	3:30.501	23	2.355	233.1	Official Test
12	40	GRAFF	Oreca 07 - Gibson	LMP2		Richard BRADLEY	3:30.525	21	2.379	233.1	Official Test
13	31	Vaillante Rebellion	Oreca 07 - Gibson	LMP2		Bruno SENNA	3:30.535	21	2.389	233.0	Official Test
14	25	CEFC MANOR TRS RACING	Oreca 07 - Gibson	LMP2		Vitaly PETROV	3:30.570	23	2.424	233.0	Official Test
15	38	Jackie Chan DC Racing	Oreca 07 - Gibson	LMP2		Oliver JARVIS	3:30.630	20	2.484	232.9	Official Test
16	38	Jackie Chan DC Racing	Oreca 07 - Gibson	LMP2		Thomas LAURENT	3:30.631	25	2.485	232.9	Official Test
17	21	DRAGONSPEED - 10 STAR	Oreca 07 - Gibson	LMP2		Ben HANLEY	3:30.693	29	2.547	232.9	Official Test
18	13	Vaillante Rebellion	Oreca 07 - Gibson	LMP2		Nelson PIQUET JR	3:30.696	18	2.550	232.9	Official Test
19	31	Vaillante Rebellion	Oreca 07 - Gibson	LMP2		Julien CANAL	3:30.726	32	2.580	232.8	Official Test
20	36	Signatech Alpine Matmut	Alpine A470 - Gibson	LMP2		Gustavo MENEZES	3:30.959	28	2.813	232.6	Official Test
21	21	DRAGONSPEED - 10 STAR	Oreca 07 - Gibson	LMP2		Felix ROSENQVIST	3:31.077	29	2.931	232.4	Official Test
22	22	G-Drive Racing	Oreca 07 - Gibson	LMP2		Ryo HIRAKAWA	3:31.150	19	3.004	232.4	Official Test
23	25	CEFC MANOR TRS RACING	Oreca 07 - Gibson	LMP2		Simon TRUMMER	3:31.161	28	3.015	232.4	Official Test
24	28	TDS Racing	Oreca 07 - Gibson	LMP2		Nicky CATSBURG	3:31.710	15	3.564	231.8	Official Test
25	31	Vaillante Rebellion	Oreca 07 - Gibson	LMP2		Nicolas PROST	3:31.744	27	3.598	231.7	Official Test
26	32	UNITED AUTOSPORTS	LIGIER JSP217 - Gibson	LMP2		Filipe ALBUQUERQUE	3:31.907	31	3.761	231.5	Official Test
27	26	G-Drive Racing	Oreca 07 - Gibson	LMP2		Pierre THIRIET	3:31.934	28	3.788	231.5	Official Test
28	35	Signatech Alpine Matmut	Alpine A470 - Gibson	LMP2		Pierre RAGUES	3:32.066	22	3.920	231.4	Official Test
29	13	Vaillante Rebellion	Oreca 07 - Gibson	LMP2		David HEINEMEIER HANSSON	3:32.165	19	4.019	231.3	Official Test
30	24	CEFC MANOR TRS RACING	Oreca 07 - Gibson	LMP2		Jonathan HIRSCHI	3:32.195	33	4.049	231.2	Official Test
31	37	Jackie Chan DC Racing	Oreca 07 - Gibson	LMP2		Tristan GOMMENDY	3:32.460	24	4.314	230.9	Official Test

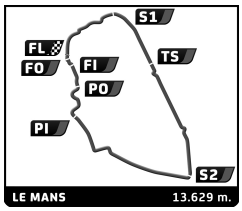

FIA WEC

Official Test 24 Hours of Le Mans
After Official Test

Classification by Driver And Class Fastest Lap

	Nr	Team	Car	Class	Driver	Time	Laps	Gap	Kph	Session
32	47	CETILAR VILLORBA CORSE	Dallara P217 - Gibson	LMP2	Andrea BELICCHI	3:32.567	26	4.421	230.8	Official Test
33	36	Signatech Alpine Matmut	Alpine A470 - Gibson	LMP2	Matthew RAO	3:32.951	30	4.805	230.4	Official Test
34	28	TDS Racing	Oreca 07 - Gibson	LMP2	Emmanuel COLLARD	3:33.093	18	4.947	230.2	Official Test
35	29	Racing Team Nederland	Dallara P217 - Gibson	LMP2	Rubens BARRICHELLO	3:33.304	40	5.158	230.0	Official Test
36	23	Panis Barthez Competition	LIGIER JSP217 - Gibson	LMP2	Nathanaël BERTHON	3:33.690	17	5.544	229.6	Official Test
37	22	G-Drive Racing	Oreca 07 - Gibson	LMP2	Nicolas MINASSIAN	3:33.742	10	5.596	229.5	Official Test
38	27	SMP Racing	Dallara P217 - Gibson	LMP2	Victor SHAITAR	3:33.787	25	5.641	229.5	Official Test
39	22	G-Drive Racing	Oreca 07 - Gibson	LMP2	Memo ROJAS	3:33.915	13	5.769	229.4	Official Test
40	25	CEFC MANOR TRS RACING	Oreca 07 - Gibson	LMP2	Roberto GONZALEZ	3:33.927	30	5.781	229.4	Official Test
41	22	G-Drive Racing	Oreca 07 - Gibson	LMP2	Jose GUTIERREZ	3:33.947	23	5.801	229.3	Official Test
42	40	GRAFF	Oreca 07 - Gibson	LMP2	James ALLEN	3:34.071	21	5.925	229.2	Official Test
43	40	GRAFF	Oreca 07 - Gibson	LMP2	Franck MATELLI	3:34.186	21	6.040	229.1	Official Test
44	27	SMP Racing	Dallara P217 - Gibson	LMP2	Sergey SIROTKIN	3:34.325	14	6.179	228.9	Official Test
45	34	Tockwith Motorsports	LIGIER JSP217 - Gibson	LMP2	Karun CHANDHOK	3:34.385	20	6.239	228.9	Official Test
46	39	GRAFF	Oreca 07 - Gibson	LMP2	Enzo GUIBBERT	3:34.404	20	6.258	228.8	Official Test
47	23	Panis Barthez Competition	LIGIER JSP217 - Gibson	LMP2	Timothé BURET	3:34.449	19	6.303	228.8	Official Test
48	47	CETILAR VILLORBA CORSE	Dallara P217 - Gibson	LMP2	Giorgio SERNAGIOTTO	3:34.627	24	6.481	228.6	Official Test
49	24	CEFC MANOR TRS RACING	Oreca 07 - Gibson	LMP2	Tor GRAVES	3:35.066	20	6.920	228.1	Official Test
50	37	Jackie Chan DC Racing	Oreca 07 - Gibson	LMP2	David CHENG	3:35.314	25	7.168	227.9	Official Test
51	17	IDEC SPORT RACING	LIGIER JSP217 - Gibson	LMP2	Paul-Loup CHATIN	3:35.968	12	7.822	227.2	Official Test
52	32	UNITED AUTOSPORTS	LIGIER JSP217 - Gibson	LMP2	Hugo DE SADELEER	3:36.061	21	7.915	227.1	Official Test
53	39	GRAFF	Oreca 07 - Gibson	LMP2	James WINSLOW	3:36.160	20	8.014	227.0	Official Test
54	45	Algarve Pro Racing	LIGIER JSP217 - Gibson	LMP2	Matthew MCMURRY	3:36.544	31	8.398	226.6	Official Test
55	45	Algarve Pro Racing	LIGIER JSP217 - Gibson	LMP2	Vincent CAPILLAIRE	3:36.600	31	8.454	226.5	Official Test
56	32	UNITED AUTOSPORTS	LIGIER JSP217 - Gibson	LMP2	Will OWEN	3:36.809	25	8.663	226.3	Official Test
57	47	CETILAR VILLORBA CORSE	Dallara P217 - Gibson	LMP2	Roberto LACORTE	3:36.953	26	8.807	226.2	Official Test
58	27	SMP Racing	Dallara P217 - Gibson	LMP2	Maurizio MEDIANI	3:37.219	7	9.073	225.9	Official Test
59	29	Racing Team Nederland	Dallara P217 - Gibson	LMP2	Jan LAMMERS	3:37.661	21	9.515	225.4	Official Test
60	23	Panis Barthez Competition	LIGIER JSP217 - Gibson	LMP2	Fabien BARTHEZ	3:38.515	26	10.369	224.5	Official Test
61	34	Tockwith Motorsports	LIGIER JSP217 - Gibson	LMP2	Nigel MOORE	3:38.620	14	10.474	224.4	Official Test
62	43	KEATING MOTORSPORTS	Riley MK30 - GIBSON	LMP2	Ricky TAYLOR	3:38.671	10	10.525	224.4	Official Test
63	49	Arc Bratislava	LIGIER JSP217 - Gibson	LMP2	Konstantin CALKO	3:38.905	19	10.759	224.1	Official Test
64	28	TDS Racing	Oreca 07 - Gibson	LMP2	François PERRODO	3:39.618	21	11.472	223.4	Official Test
65	34	Tockwith Motorsports	LIGIER JSP217 - Gibson	LMP2	Philip HANSON	3:39.896	19	11.750	223.1	Official Test
66	49	Arc Bratislava	LIGIER JSP217 - Gibson	LMP2	Rik BREUKERS	3:41.381	18	13.235	221.6	Official Test
67	21	DRAGONSPEED - 10 STAR	Oreca 07 - Gibson	LMP2	Henrik HEDMAN	3:41.750	29	13.604	221.3	Official Test
68	17	IDEC SPORT RACING	LIGIER JSP217 - Gibson	LMP2	Paul LAFARGUE	3:42.011	16	13.865	221.0	Official Test
69	17	IDEC SPORT RACING	LIGIER JSP217 - Gibson	LMP2	David ZOLLINGER	3:42.016	27	13.870	221.0	Official Test
70	39	GRAFF	Oreca 07 - Gibson	LMP2	Eric TROUILLET	3:42.155	21	14.009	220.9	Official Test
71	43	KEATING MOTORSPORTS	Riley MK30 - GIBSON	LMP2	Jeroen BLEEKEMOLEN	3:42.417	15	14.271	220.6	Official Test
72	17	IDEC SPORT RACING	LIGIER JSP217 - Gibson	LMP2	Patrice LAFARGUE	3:42.440	29	14.294	220.6	Official Test
73	29	Racing Team Nederland	Dallara P217 - Gibson	LMP2	Frits VAN EERD	3:43.156	25	15.010	219.9	Official Test
74	33	EURASIA MOTORSPORT	LIGIER JSP217 - Gibson	LMP2	Pierre NICOLET	3:43.817	29	15.671	219.2	Official Test
75	33	EURASIA MOTORSPORT	LIGIER JSP217 - Gibson	LMP2	Jacques NICOLET	3:44.456	23	16.310	218.6	Official Test
76	33	EURASIA MOTORSPORT	LIGIER JSP217 - Gibson	LMP2	Erik MARIS	3:46.586	19	18.440	216.5	Official Test
77	45	Algarve Pro Racing	LIGIER JSP217 - Gibson	LMP2	Mark PATTERSON	3:49.002	21	20.856	214.3	Official Test
78	49	Arc Bratislava	LIGIER JSP217 - Gibson	LMP2	Miroslav KONOPKA	3:49.612	29	21.466	213.7	Official Test
79	43	KEATING MOTORSPORTS	Riley MK30 - GIBSON	LMP2	Ben KEATING	3:50.433	9	22.287	212.9	Official Test
80	43	KEATING MOTORSPORTS	Riley MK30 - GIBSON	LMP2	Nico DE BRUJIN	3:51.262	4	23.116	212.2	Official Test
81	45	Algarve Pro Racing	LIGIER JSP217 - Gibson	LMP2	Dean KOUTSOUMIDIS	4:03.582	13	35.436	201.4	Official Test
	23	Panis Barthez Competition	LIGIER JSP217 - Gibson	LMP2	Simon GACHET		2			
LMGTE Pro										
1	64	Corvette Racing - GM	Chevrolet Corvette C7.R	LMGTE Pro	Oliver GAVIN	3:54.701	27		209.1	Official Test
2	91	Porsche GT Team	Porsche 911 RSR	LMGTE Pro	Frédéric MAKOWIECKI	3:54.996	22	0.295	208.8	Official Test
3	92	Porsche GT Team	Porsche 911 RSR	LMGTE Pro	Kevin ESTRE	3:54.999	14	0.298	208.8	Official Test
4	63	Corvette Racing - GM	Chevrolet Corvette C7.R	LMGTE Pro	Antonio GARCIA	3:55.064	36	0.363	208.7	Official Test
5	95	Aston Martin Racing	Aston Martin VANTAGE	LMGTE Pro	Nicki THIIM	3:55.251	38	0.550	208.6	Official Test
6	97	Aston Martin Racing	Aston Martin VANTAGE	LMGTE Pro	Jonathan ADAM	3:55.266	34	0.565	208.5	Official Test
7	92	Porsche GT Team	Porsche 911 RSR	LMGTE Pro	Michael CHRISTENSEN	3:55.335	33	0.634	208.5	Official Test
8	71	AF Corse	Ferrari 488 GTE	LMGTE Pro	Davide RIGON	3:55.385	17	0.684	208.4	Official Test

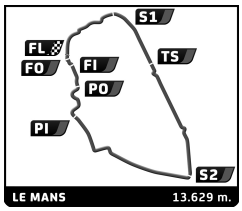

FIA WEC

Official Test 24 Hours of Le Mans
After Official Test

Classification by Driver And Class Fastest Lap

	Nr	Team	Car	Class	Driver	Time	Laps	Gap	Kph	Session
9	63	Corvette Racing - GM	Chevrolet Corvette C7.R	LMGTE Pro	Jordan TAYLOR	3:55.585	21	0.884	208.3	Official Test
10	63	Corvette Racing - GM	Chevrolet Corvette C7.R	LMGTE Pro	Jan MAGNUSSEN	3:55.726	30	1.025	208.1	Official Test
11	91	Porsche GT Team	Porsche 911 RSR	LMGTE Pro	Patrick PILET	3:55.753	17	1.052	208.1	Official Test
12	51	AF Corse	Ferrari 488 GTE	LMGTE Pro	James CALADO	3:55.827	13	1.126	208.1	Official Test
13	82	RISI COMPETIZIONE	Ferrari 488 GTE	LMGTE Pro	Giancarlo FISICHELLA	3:55.847	11	1.146	208.0	Official Test
14	92	Porsche GT Team	Porsche 911 RSR	LMGTE Pro	Dirk WERNER	3:55.932	25	1.231	208.0	Official Test
15	91	Porsche GT Team	Porsche 911 RSR	LMGTE Pro	Richard LIETZ	3:56.090	38	1.389	207.8	Official Test
16	64	Corvette Racing - GM	Chevrolet Corvette C7.R	LMGTE Pro	Tommy MILNER	3:56.190	31	1.489	207.7	Official Test
17	51	AF Corse	Ferrari 488 GTE	LMGTE Pro	Lucas DI GRASSI	3:56.265	37	1.564	207.7	Official Test
18	51	AF Corse	Ferrari 488 GTE	LMGTE Pro	Alessandro PIER GUIDI	3:56.288	18	1.587	207.6	Official Test
19	71	AF Corse	Ferrari 488 GTE	LMGTE Pro	Miguel MOLINA	3:56.351	37	1.650	207.6	Official Test
20	82	RISI COMPETIZIONE	Ferrari 488 GTE	LMGTE Pro	Toni VILANDER	3:56.428	17	1.727	207.5	Official Test
21	97	Aston Martin Racing	Aston Martin VANTAGE	LMGTE Pro	Daniel SERRA	3:56.735	10	2.034	207.3	Official Test
22	64	Corvette Racing - GM	Chevrolet Corvette C7.R	LMGTE Pro	Marcel FÄSSLER	3:56.875	16	2.174	207.1	Official Test
23	91	Porsche GT Team	Porsche 911 RSR	LMGTE Pro	Laurens VANTHOOR	3:56.879	10	2.178	207.1	Official Test
24	97	Aston Martin Racing	Aston Martin VANTAGE	LMGTE Pro	Darren TURNER	3:57.051	11	2.350	207.0	Official Test
25	82	RISI COMPETIZIONE	Ferrari 488 GTE	LMGTE Pro	Pierre KAFFER	3:57.124	17	2.423	206.9	Official Test
26	69	FORD CHIP GANASSI TEAM USA	Ford GT	LMGTE Pro	Richard WESTBROOK	3:57.536	31	2.835	206.6	Official Test
27	71	AF Corse	Ferrari 488 GTE	LMGTE Pro	Sam BIRD	3:57.662	14	2.961	206.4	Official Test
28	67	Ford Chip Ganassi Team UK	Ford GT	LMGTE Pro	Harry TINCKNELL	3:57.881	19	3.180	206.3	Official Test
29	68	FORD CHIP GANASSI TEAM USA	Ford GT	LMGTE Pro	Dirk MÜLLER	3:58.011	28	3.310	206.1	Official Test
30	67	Ford Chip Ganassi Team UK	Ford GT	LMGTE Pro	Luis Felipe DERANI	3:58.046	45	3.345	206.1	Official Test
31	69	FORD CHIP GANASSI TEAM USA	Ford GT	LMGTE Pro	Ryan BRISCOE	3:58.163	26	3.462	206.0	Official Test
32	66	Ford Chip Ganassi Team UK	Ford GT	LMGTE Pro	Billy JOHNSON	3:58.181	25	3.480	206.0	Official Test
33	66	Ford Chip Ganassi Team UK	Ford GT	LMGTE Pro	Olivier PLA	3:58.323	21	3.622	205.9	Official Test
34	66	Ford Chip Ganassi Team UK	Ford GT	LMGTE Pro	Stefan MÜCKE	3:58.341	26	3.640	205.9	Official Test
35	67	Ford Chip Ganassi Team UK	Ford GT	LMGTE Pro	Andy PRIAULX	3:58.467	20	3.766	205.7	Official Test
36	68	FORD CHIP GANASSI TEAM USA	Ford GT	LMGTE Pro	Joey HAND	3:58.654	34	3.953	205.6	Official Test
37	95	Aston Martin Racing	Aston Martin VANTAGE	LMGTE Pro	Marco SØRENSEN	3:58.701	9	4.000	205.5	Official Test
38	95	Aston Martin Racing	Aston Martin VANTAGE	LMGTE Pro	Richie STANAWAY	3:58.819	8	4.118	205.4	Official Test
	92	Porsche GT Team	Porsche 911 RSR	LMGTE Pro	Laurens VANTHOOR					
LMGTE Am										
1	98	Aston Martin Racing	Aston Martin VANTAGE	LMGTE Am	Pedro LAMY	3:58.250	16		205.9	Official Test
2	50	Larbre Competition	Chevrolet Corvette C7.R	LMGTE Am	Fernando REES	3:58.302	29	0.052	205.9	Official Test
3	77	Dempsey - Proton Racing	Porsche 911 RSR 991	LMGTE Am	Matteo CAIROLI	3:58.449	23	0.199	205.8	Official Test
4	77	Dempsey - Proton Racing	Porsche 911 RSR 991	LMGTE Am	Marvin DIENST	3:58.506	20	0.256	205.7	Official Test
5	62	Scuderia Corsa	Ferrari 488 GTE	LMGTE Am	Townsend BELL	3:58.599	39	0.349	205.6	Official Test
6	98	Aston Martin Racing	Aston Martin VANTAGE	LMGTE Am	Mathias LAUDA	3:58.700	29	0.450	205.5	Official Test
7	55	SPIRIT OF RACE	Ferrari 488 GTE	LMGTE Am	Marco CIOCI	3:58.804	24	0.554	205.5	Official Test
8	99	Beechdean AMR	Aston Martin VANTAGE	LMGTE Am	Ross GUNN	3:58.885	22	0.635	205.4	Official Test
9	90	TF Sport	Aston Martin VANTAGE	LMGTE Am	Euan ALRE-HANKEY	3:59.140	21	0.890	205.2	Official Test
10	83	DH RACING	Ferrari 488 GTE	LMGTE Am	Andrea BERTOLINI	3:59.174	19	0.924	205.1	Official Test
11	61	Clearwater Racing	Ferrari 488 GTE	LMGTE Am	Matt GRIFFIN	3:59.276	30	1.026	205.1	Official Test
12	88	Proton Competition	Porsche 911 RSR 991	LMGTE Am	Klaus BACHLER	3:59.277	28	1.027	205.1	Official Test
13	98	Aston Martin Racing	Aston Martin VANTAGE	LMGTE Am	Paul DALLA LANA	3:59.320	35	1.070	205.0	Official Test
14	86	Gulf Racing UK	Porsche 911 RSR (2016)	LMGTE Am	Benjamin BARKER	3:59.582	18	1.332	204.8	Official Test
15	86	Gulf Racing UK	Porsche 911 RSR (2016)	LMGTE Am	Nick FOSTER	3:59.846	23	1.596	204.6	Official Test
16	65	Scuderia Corsa	Ferrari 488 GTE	LMGTE Am	Alessandro BALZAN	4:00.120	26	1.870	204.3	Official Test
17	54	SPIRIT OF RACE	Ferrari 488 GTE	LMGTE Am	Francesco CASTELLACCI	4:00.213	28	1.963	204.3	Official Test
18	83	DH RACING	Ferrari 488 GTE	LMGTE Am	Niclas JÖNSSON	4:00.224	23	1.974	204.2	Official Test
19	61	Clearwater Racing	Ferrari 488 GTE	LMGTE Am	Keita SAWA	4:00.333	29	2.083	204.2	Official Test
20	84	JMW Motorsport	Ferrari 488 GTE	LMGTE Am	Jonathan COCKER	4:00.523	17	2.273	204.0	Official Test
21	55	SPIRIT OF RACE	Ferrari 488 GTE	LMGTE Am	Aaron SCOTT	4:00.550	23	2.300	204.0	Official Test
22	93	Proton Competition	Porsche 911 RSR 991	LMGTE Am	Patrick LONG	4:00.556	15	2.306	204.0	Official Test
23	54	SPIRIT OF RACE	Ferrari 488 GTE	LMGTE Am	Olivier BERETTA	4:00.686	22	2.436	203.9	Official Test
24	84	JMW Motorsport	Ferrari 488 GTE	LMGTE Am	Will STEVENS	4:01.109	10	2.859	203.5	Official Test
25	88	Proton Competition	Porsche 911 RSR 991	LMGTE Am	Khaled AL QUBAISI	4:01.283	30	3.033	203.3	Official Test
26	65	Scuderia Corsa	Ferrari 488 GTE	LMGTE Am	Christina NIELSEN	4:01.514	15	3.264	203.2	Official Test
27	99	Beechdean AMR	Aston Martin VANTAGE	LMGTE Am	Oliver BRYANT	4:01.783	24	3.533	202.9	Official Test
28	90	TF Sport	Aston Martin VANTAGE	LMGTE Am	Salih YOLUC	4:02.349	29	4.099	202.5	Official Test

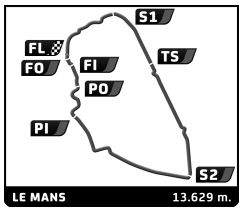

FIA WEC

Official Test 24 Hours of Le Mans
After Official Test

Classification by Driver And Class Fastest Lap

	Nr	Team	Car	Class	Driver	Time	Laps	Gap	Kph	Session
29	62	Scuderia Corsa	Ferrari 488 GTE	LMGTE Am	William SWEEDLER	4:02.502	16	4.252	202.3	Official Test
30	93	Proton Competition	Porsche 911 RSR 991	LMGTE Am	Abdulaziz AL FAISAL	4:02.779	15	4.529	202.1	Official Test
31	77	Dempsey - Proton Racing	Porsche 911 RSR 991	LMGTE Am	Christian RIED	4:02.978	27	4.728	201.9	Official Test
32	84	JMW Motorsport	Ferrari 488 GTE	LMGTE Am	Dries VANTHOOR	4:03.198	10	4.948	201.7	Official Test
33	88	Proton Competition	Porsche 911 RSR 991	LMGTE Am	Stéphane LEMERET	4:03.460	29	5.210	201.5	Official Test
34	55	SPIRIT OF RACE	Ferrari 488 GTE	LMGTE Am	Duncan CAMERON	4:03.683	33	5.433	201.3	Official Test
35	62	Scuderia Corsa	Ferrari 488 GTE	LMGTE Am	Cooper MACNEIL	4:04.373	19	6.123	200.8	Official Test
36	60	Clearwater Racing	Ferrari 488 GTE	LMGTE Am	Hiroki KATOH	4:05.248	43	6.998	200.1	Official Test
37	77	Dempsey - Proton Racing	Porsche 911 RSR 991	LMGTE Am	Julien PIGUET	4:05.874	10	7.624	199.6	Official Test
38	99	Beechdean AMR	Aston Martin VANTAGE	LMGTE Am	Andrew HOWARD	4:05.890	17	7.640	199.5	Official Test
39	61	Clearwater Racing	Ferrari 488 GTE	LMGTE Am	Weng Sun MOK	4:06.146	29	7.896	199.3	Official Test
40	86	Gulf Racing UK	Porsche 911 RSR (2016)	LMGTE Am	Michael WAINWRIGHT	4:06.293	34	8.043	199.2	Official Test
41	83	DH RACING	Ferrari 488 GTE	LMGTE Am	Tracy KROHN	4:06.653	23	8.403	198.9	Official Test
42	50	Larbre Competition	Chevrolet Corvette C7.R	LMGTE Am	Romain BRANDELA	4:06.670	23	8.420	198.9	Official Test
43	65	Scuderia Corsa	Ferrari 488 GTE	LMGTE Am	Bret CURTIS	4:07.055	21	8.805	198.6	Official Test
44	84	JMW Motorsport	Ferrari 488 GTE	LMGTE Am	Robert SMITH	4:07.594	29	9.344	198.2	Official Test
45	50	Larbre Competition	Chevrolet Corvette C7.R	LMGTE Am	Christian PHILIPPON	4:08.014	26	9.764	197.8	Official Test
46	93	Proton Competition	Porsche 911 RSR 991	LMGTE Am	Michael HEDLUND	4:08.044	23	9.794	197.8	Official Test
47	54	SPIRIT OF RACE	Ferrari 488 GTE	LMGTE Am	Thomas FLOHR	4:08.412	34	10.162	197.5	Official Test
48	60	Clearwater Racing	Ferrari 488 GTE	LMGTE Am	Richard WEE	4:11.411	38	13.161	195.2	Official Test
	88	Proton Competition	Porsche 911 RSR 991	LMGTE Am	Christian RIED					
	93	Proton Competition	Porsche 911 RSR 991	LMGTE Am	Klaus BACHLER					
	93	Proton Competition	Porsche 911 RSR 991	LMGTE Am	Christian RIED					

Published at: .....

Race Director:	Timekeeper:

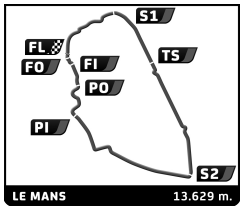

FIA WEC
Official Test 24 Hours of Le Mans
Official Test

Best Sector Times

	SECTOR 1		SECTOR 2		SECTOR 3	
Pos	Driver	Time	Driver	Time	Driver	Time
1	7 K.KOBAYASHI	31.161	7 K.KOBAYASHI	1:15.814	8 S.BUEMI	1:30.847
2	8 K.NAKAJIMA	31.704	8 K.NAKAJIMA	1:16.117	7 K.KOBAYASHI	1:30.966
3	1 N.JANI	31.859	9 Y.KUNIMOTO	1:16.503	2 E.BAMBER	1:31.712
4	9 J.LOPEZ	31.926	1 N.JANI	1:16.835	9 J.LOPEZ	1:31.842
5	2 E.BAMBER	32.013	2 B.HARTLEY	1:17.195	1 A.LOTTERER	1:32.189
6	4 D.KRAIHAMER	32.376	4 O.WEBB	1:19.117	35 N.PANCIATICI	1:35.028
7	35 N.PANCIATICI	32.452	37 A.BRUNDLE	1:19.839	37 A.BRUNDLE	1:35.678
8	37 A.BRUNDLE	32.533	38 H.TUNG	1:19.919	4 D.KRAIHAMER	1:35.770
9	24 J.VERGNE	32.582	13 M.BECHE	1:20.063	26 L.VANTHOOR	1:35.939
10	26 L.VANTHOOR	32.612	26 L.VANTHOOR	1:20.083	24 J.VERGNE	1:36.134
11	25 V.PETROV	32.795	24 J.VERGNE	1:20.128	40 R.BRADLEY	1:36.291
12	31 B.SENNA	32.802	35 N.PANCIATICI	1:20.265	38 T.LAURENT	1:36.305
13	21 B.HANLEY	32.826	21 F.ROSENQVIST	1:20.271	36 G.MENEZES	1:36.383
14	36 G.MENEZES	32.848	31 J.CANAL	1:20.322	13 M.BECHE	1:36.436
15	38 H.TUNG	32.864	25 V.PETROV	1:20.338	31 B.SENNA	1:36.586
16	13 M.BECHE	32.904	28 M.VAXIVIERE	1:20.365	21 B.HANLEY	1:36.636
17	47 A.BELICCHI	32.936	22 R.HIRAKAWA	1:20.647	28 M.VAXIVIERE	1:36.765
18	22 R.HIRAKAWA	33.096	29 R.BARRICHELLO	1:20.694	25 V.PETROV	1:36.865
19	28 M.VAXIVIERE	33.101	36 G.MENEZES	1:20.699	22 R.HIRAKAWA	1:37.061
20	40 R.BRADLEY	33.148	47 A.BELICCHI	1:20.730	32 F.ALBUQUERQUE	1:37.507
21	39 E.GUIBBERT	33.282	27 V.SHAITAR	1:20.940	47 A.BELICCHI	1:38.176
22	32 F.ALBUQUERQUE	33.331	32 F.ALBUQUERQUE	1:21.023	27 S.SIROTKIN	1:38.321
23	45 V.CAPILLAIRE	33.444	40 R.BRADLEY	1:21.035	34 K.CHANDHOK	1:38.447
24	29 R.BARRICHELLO	33.590	39 E.GUIBBERT	1:21.043	23 T.BURET	1:38.473
25	23 N.BERTHON	33.645	23 N.BERTHON	1:21.394	29 R.BARRICHELLO	1:38.688
26	27 S.SIROTKIN	33.647	34 K.CHANDHOK	1:22.136	17 P.CHATIN	1:39.098
27	34 K.CHANDHOK	33.719	45 M.MCMURRY	1:22.267	39 E.GUIBBERT	1:39.221
28	17 P.CHATIN	34.068	17 P.CHATIN	1:22.466	45 V.CAPILLAIRE	1:39.569
29	43 R.TAYLOR	34.225	49 R.BREUKERS	1:22.609	49 K.CALKO	1:40.528
30	49 K.CALKO	34.491	43 R.TAYLOR	1:23.475	43 R.TAYLOR	1:40.970
31	33 P.NICOLET	35.064	33 J.NICOLET	1:24.177	33 P.NICOLET	1:43.370
32	82 G.FISICHELLA	36.552	63 J.MAGNUSSEN	1:29.699	97 J.ADAM	1:47.580
33	91 F.MAKOWIECKI	36.573	64 O.GAVIN	1:29.740	92 K.ESTRE	1:47.714
34	92 D.WERNER	36.591	92 K.ESTRE	1:30.027	71 D.RIGON	1:47.794
35	63 J.MAGNUSSEN	36.591	97 J.ADAM	1:30.167	51 A.PIER GUIDI	1:47.881
36	71 S.BIRD	36.595	95 N.THIIM	1:30.320	95 N.THIIM	1:47.900
37	51 J.CALADO	36.600	91 F.MAKOWIECKI	1:30.338	91 F.MAKOWIECKI	1:47.903
38	95 N.THIIM	36.627	71 S.BIRD	1:30.518	82 T.VILANDER	1:47.981
39	64 O.GAVIN	36.712	51 J.CALADO	1:30.694	63 J.TAYLOR	1:47.999
40	97 D.SERRA	36.820	82 G.FISICHELLA	1:30.755	64 O.GAVIN	1:48.198
41	67 L.DERANI	36.853	67 H.TINCKNELL	1:30.893	83 A.BERTOLINI	1:48.961
42	69 R.WESTBROOK	36.960	69 R.BRISCOE	1:30.931	69 R.WESTBROOK	1:49.239
43	77 M.CAIROLI	37.049	68 J.HAND	1:30.962	55 M.CIOCI	1:49.397
44	98 M.LAUDA	37.049	66 O.PLA	1:31.005	61 M.GRIFFIN	1:49.405
45	90 E.ALRE-HANKEY	37.132	50 F.REES	1:31.014	67 L.DERANI	1:49.419
46	55 M.CIOCI	37.146	98 M.LAUDA	1:31.029	66 B.JOHNSON	1:49.422
47	61 M.GRIFFIN	37.183	77 M.CAIROLI	1:31.040	77 M.CAIROLI	1:49.509
48	66 B.JOHNSON	37.184	99 R.GUNN	1:31.313	68 D.MÜLLER	1:49.543
49	68 J.HAND	37.206	86 N.FOSTER	1:31.471	99 R.GUNN	1:49.563
50	65 A.BALZAN	37.233	90 E.ALRE-HANKEY	1:31.503	62 T.BELL	1:49.602
51	62 T.BELL	37.236	88 K.BACHLER	1:31.550	50 F.REES	1:49.724
52	99 R.GUNN	37.237	62 T.BELL	1:31.761	98 M.LAUDA	1:49.752

Pos	Team	Cl		Ideal Lap	Best Lap	
1	7 Toyota Gazoo Racing	LMP1	H	3:17.941	3:18.132	(1)
2	8 Toyota Gazoo Racing	LMP1	H	3:18.668	3:19.290	(2)
3	9 Toyota Gazoo Racing	LMP1	H	3:20.271	3:21.455	(3)
4	1 Porsche LMP Team	LMP1	H	3:20.883	3:22.100	(5)
5	2 Porsche LMP Team	LMP1	H	3:20.920	3:21.512	(4)
6	4 Bykolles Racing Team	LMP1		3:27.263	3:28.701	(7)
7	35 Signatech Alpine Matmut	LMP2		3:27.745	3:28.146	(6)
8	37 Jackie Chan DC Racing	LMP2		3:28.050	3:29.104	(9)
9	26 G-Drive Racing	LMP2		3:28.634	3:29.113	(10)
10	24 CEFC MANOR TRS RACING	LMP2		3:28.844	3:28.844	(8)
11	38 Jackie Chan DC Racing	LMP2		3:29.088	3:29.924	(11)
12	13 Vaillante Rebellion	LMP2		3:29.403	3:30.150	(12)
13	31 Vaillante Rebellion	LMP2		3:29.710	3:30.535	(16)
14	21 DRAGONSPEED - 10 STAR	LMP2		3:29.733	3:30.693	(18)
15	36 Signatech Alpine Matmut	LMP2		3:29.930	3:30.501	(14)
16	25 CEFC MANOR TRS RACING	LMP2		3:29.998	3:30.570	(17)
17	28 TDS Racing	LMP2		3:30.231	3:30.375	(13)
18	40 GRAFF	LMP2		3:30.474	3:30.525	(15)
19	22 G-Drive Racing	LMP2		3:30.804	3:31.150	(19)
20	47 CETILAR VILLORBA CORSE	LMP2		3:31.842	3:32.567	(21)
21	32 UNITED AUTOSPORTS	LMP2		3:31.861	3:31.907	(20)
22	27 SMP Racing	LMP2		3:32.908	3:33.787	(24)
23	29 Racing Team Nederland	LMP2		3:32.972	3:33.304	(22)
24	23 Panis Barthez Competition	LMP2		3:33.512	3:33.690	(23)
25	39 GRAFF	LMP2		3:33.546	3:34.404	(26)
26	34 Tockwith Motorsports	LMP2		3:34.302	3:34.385	(25)
27	45 Algarve Pro Racing	LMP2		3:35.280	3:36.544	(28)
28	17 IDEC SPORT RACING	LMP2		3:35.632	3:35.968	(27)
29	49 Arc Bratislava	LMP2		3:37.628	3:38.905	(30)
30	43 KEATING MOTORSPORTS	LMP2		3:38.670	3:38.671	(29)
31	33 EURASIA MOTORSPORT	LMP2		3:42.611	3:43.817	(31)
32	63 Corvette Racing - GM	LMGTE Pro		3:54.289	3:55.064	(35)
33	92 Porsche GT Team	LMGTE Pro		3:54.332	3:54.999	(34)
34	97 Aston Martin Racing	LMGTE Pro		3:54.567	3:55.266	(37)
35	64 Corvette Racing - GM	LMGTE Pro		3:54.650	3:54.701	(32)
36	91 Porsche GT Team	LMGTE Pro		3:54.814	3:54.996	(33)
37	95 Aston Martin Racing	LMGTE Pro		3:54.847	3:55.251	(36)
38	71 AF Corse	LMGTE Pro		3:54.907	3:55.385	(38)
39	51 AF Corse	LMGTE Pro		3:55.175	3:55.827	(39)
40	82 RISI COMPETIZIONE	LMGTE Pro		3:55.288	3:55.847	(40)
41	69 FORD CHIP GANASSI TEAM USA	LMGTE Pro		3:57.130	3:57.536	(41)
42	67 Ford Chip Ganassi Team UK	LMGTE Pro		3:57.165	3:57.881	(42)
43	77 Dempsey - Proton Racing	LMGTE Am		3:57.598	3:58.449	(47)
44	66 Ford Chip Ganassi Team UK	LMGTE Pro		3:57.611	3:58.181	(44)
45	68 FORD CHIP GANASSI TEAM USA	LMGTE Pro		3:57.711	3:58.011	(43)
46	98 Aston Martin Racing	LMGTE Am		3:57.830	3:58.250	(45)
47	83 DH RACING	LMGTE Am		3:58.110	3:59.174	(52)
48	99 Beechdean AMR	LMGTE Am		3:58.113	3:58.885	(50)
49	50 Larbre Competition	LMGTE Am		3:58.186	3:58.302	(46)
50	55 SPIRIT OF RACE	LMGTE Am		3:58.392	3:58.804	(49)
51	90 TF Sport	LMGTE Am		3:58.477	3:59.140	(51)
52	62 Scuderia Corsa	LMGTE Am		3:58.599	3:58.599	(48)

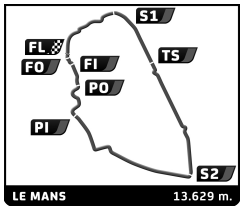

FIA WEC
Official Test 24 Hours of Le Mans
Official Test

Best Sector Times

	SECTOR 1		SECTOR 2		SECTOR 3							
Pos	Driver	Time	Driver	Time	Driver	Time	Pos	Team	Cl	Ideal Lap	Best Lap
53	93 P.LONG	37.266	83 A.BERTOLINI	1:31.800	90 E.ALRE-HANKEY	1:49.842	53	86 Gulf Racing UK	LMGTE Am	3:58.993	3:59.582 (55)
54	54 F.CASTELLACCI	37.335	55 M.CIOCI	1:31.849	84 J.COCKER	1:49.915	54	88 Proton Competition	LMGTE Am	3:59.054	3:59.277 (54)
55	84 J.COCKER	37.341	54 F.CASTELLACCI	1:32.309	54 O.BERETTA	1:49.950	55	61 Clearwater Racing	LMGTE Am	3:59.238	3:59.276 (53)
56	83 N.JÖNSSON	37.349	93 P.LONG	1:32.321	88 K.BACHLER	1:50.086	56	54 SPIRIT OF RACE	LMGTE Am	3:59.594	4:00.213 (57)
57	86 B.BARKER	37.374	65 A.BALZAN	1:32.343	86 B.BARKER	1:50.148	57	65 Scuderia Corsa	LMGTE Am	3:59.865	4:00.120 (56)
58	88 K.BACHLER	37.418	61 M.GRIFFIN	1:32.650	65 A.BALZAN	1:50.289	58	93 Proton Competition	LMGTE Am	4:00.161	4:00.556 (59)
59	50 F.REES	37.448	84 W.STEVENS	1:33.056	93 P.LONG	1:50.574	59	84 JMW Motorsport	LMGTE Am	4:00.312	4:00.523 (58)
60	60 H.KATOH	38.309	60 H.KATOH	1:34.480	60 H.KATOH	1:52.459	60	60 Clearwater Racing	LMGTE Am	4:05.248	4:05.248 (60)

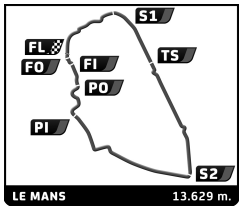

FIA WEC
Official Test 24 Hours of Le Mans
Official Test

Best Specific Sectors

	T6			T7			PORSCHE			FORD			T6+ T7		
Pos	Driver	Time	Kph	Driver	Time	Kph	Driver	Time	Kph	Driver	Time	Kph	Driver	Time	Kph
1	7 M. CONWAY	3.033	171,9	7 M. CONWAY	3.571	251,1	7 M. CONWAY	14.470	256,8	2 M. LIEB	6.049	153,9	7 K.KOBAYASHI	6.604	217,5
2	1 N. JANI	3.072	169,7	8 S. BUEMI	3.593	249,6	9 N. LAPIERRE	14.573	254,9	1 N. JANI	6.066	153,4	1 A.LOTTERER	6.694	214,6
3	9 N. LAPIERRE	3.097	168,3	1 N. JANI	3.596	249,4	8 S. BUEMI	14.820	250,7	7 M. CONWAY	6.077	153,2	9 N.LAPIERRE	6.724	213,6
4	2 M. LIEB	3.121	167,0	2 M. LIEB	3.610	248,4	2 M. LIEB	14.831	250,5	8 S. BUEMI	6.107	152,4	8 K.NAKAJIMA	6.725	213,6
5	8 S. BUEMI	3.124	166,9	9 N. LAPIERRE	3.613	248,2	1 N. JANI	14.851	250,2	9 N. LAPIERRE	6.116	152,2	2 E.BAMBER	6.731	213,4
6	4 O. WEBB	3.423	152,3	4 O. WEBB	3.750	239,1	37 T. GOMMENDY	14.992	247,8	35 A. NEGRÃO	6.146	151,4	4 O.WEBB	7.173	200,3
7	36 M. RAO	3.478	149,9	37 T. GOMMENDY	3.929	228,2	21 B. HANLEY	15.136	245,5	26 A. LYNN	6.162	151,1	35 A.NEGRÃO	7.424	193,5
8	35 A. NEGRÃO	3.483	149,7	47 A. BELICCHI	3.932	228,1	38 H. TUNG	15.232	243,9	24 J. VERGNE	6.325	147,2	37 A.BRUNDLE	7.429	193,4
9	37 T. GOMMENDY	3.483	149,7	35 A. NEGRÃO	3.941	227,5	26 A. LYNN	15.247	243,7	28 M. VAXIVIERE	6.328	147,1	36 R.DUMAS	7.442	193,0
10	31 N. PROST	3.500	148,9	27 S. SIROTKIN	3.945	227,3	31 N. PROST	15.268	243,3	21 B. HANLEY	6.336	146,9	31 B.SENNA	7.459	192,6
11	26 A. LYNN	3.504	148,8	28 M. VAXIVIERE	3.947	227,2	24 J. VERGNE	15.279	243,2	38 H. TUNG	6.399	145,5	45 V.CAPILLAIRE	7.460	192,5
12	45 D. KOUTSOUMIDIS	3.510	148,5	31 N. PROST	3.949	227,1	25 R. GONZALEZ	15.303	242,8	13 M. BECHE	6.407	145,3	47 G.SERNAGIOTTO	7.464	192,4
13	38 H. TUNG	3.511	148,5	45 D. KOUTSOUMIDIS	3.950	227,0	22 J. GUTIERREZ	15.315	242,6	36 M. RAO	6.458	144,1	25 V.PETROV	7.473	192,2
14	25 R. GONZALEZ	3.514	148,3	29 J. LAMMERS	3.951	227,0	13 M. BECHE	15.331	242,3	40 J. ALLEN	6.478	143,7	38 T.LAURENT	7.479	192,1
15	24 J. VERGNE	3.515	148,3	21 B. HANLEY	3.952	226,9	35 P. RAGUES	15.351	242,0	4 O. WEBB	6.478	143,7	27 S.SIROTKIN	7.479	192,1
16	22 J. GUTIERREZ	3.517	148,2	38 H. TUNG	3.953	226,9	40 J. ALLEN	15.410	241,1	37 T. GOMMENDY	6.483	143,6	26 L.VANTHOOR	7.482	192,0
17	40 J. ALLEN	3.518	148,2	36 M. RAO	3.954	226,8	36 M. RAO	15.489	239,9	25 R. GONZALEZ	6.487	143,5	24 J.VERGNE	7.492	191,7
18	47 A. BELICCHI	3.524	147,9	25 R. GONZALEZ	3.959	226,5	4 O. WEBB	15.500	239,7	31 N. PROST	6.490	143,4	22 M.ROJAS	7.494	191,7
19	29 J. LAMMERS	3.534	147,5	26 A. LYNN	3.960	226,5	32 F. ALBUQUERQUE	15.506	239,6	82 T. VILANDER	6.557	142,0	29 R.BARRICHELLO	7.496	191,6
20	27 S. SIROTKIN	3.534	147,5	24 J. VERGNE	3.963	226,3	28 M. VAXIVIERE	15.508	239,6	27 S. SIROTKIN	6.581	141,4	40 R.BRADLEY	7.499	191,5
21	13 M. BECHE	3.549	146,9	40 J. ALLEN	3.963	226,3	23 F. BARTHEZ	15.910	233,5	22 J. GUTIERREZ	6.581	141,4	13 D.HEINEMEIER HANSSON	7.515	191,1
22	17 D. ZOLLINGER	3.550	146,8	13 M. BECHE	3.966	226,1	34 N. MOORE	16.023	231,9	32 F. ALBUQUERQUE	6.582	141,4	28 N.CATSBURG	7.519	191,0
23	21 B. HANLEY	3.552	146,8	39 E. GUIBBERT	3.968	226,0	45 D. KOUTSOUMIDIS	16.039	231,6	55 M. CIOCI	6.585	141,3	21 B.HANLEY	7.524	190,9
24	34 N. MOORE	3.562	146,3	32 F. ALBUQUERQUE	3.970	225,9	39 E. GUIBBERT	16.113	230,6	23 F. BARTHEZ	6.590	141,2	17 D.ZOLLINGER	7.546	190,4
25	32 F. ALBUQUERQUE	3.567	146,1	22 J. GUTIERREZ	3.977	225,5	17 D. ZOLLINGER	16.269	228,4	61 K. SAWA	6.591	141,2	32 F.ALBUQUERQUE	7.565	189,9
26	28 M. VAXIVIERE	3.569	146,1	34 N. MOORE	3.995	224,5	47 A. BELICCHI	16.480	225,4	95 R. STANAWAY	6.608	140,9	34 N.MOORE	7.581	189,5
27	23 F. BARTHEZ	3.592	145,1	17 D. ZOLLINGER	3.996	224,4	49 R. BREUKERS	16.501	225,1	51 J. CALADO	6.622	140,6	39 E.GUIBBERT	7.594	189,1
28	39 E. GUIBBERT	3.614	144,2	49 R. BREUKERS	4.006	223,9	27 S. SIROTKIN	16.638	223,3	83 N. JÖNSSON	6.623	140,5	23 N.BERTHON	7.615	188,6
29	43 N. DE BRUJIN	3.654	142,7	23 F. BARTHEZ	4.023	222,9	43 N. DE BRUJIN	16.713	222,3	71 M. MOLINA	6.624	140,5	49 K.CALKO	7.674	187,2
30	49 R. BREUKERS	3.666	142,2	33 P. NICOLET	4.087	219,4	29 J. LAMMERS	16.749	221,8	84 R. SMITH	6.629	140,4	43 R.TAYLOR	7.755	185,2
31	33 P. NICOLET	3.684	141,5	43 N. DE BRUJIN	4.090	219,3	33 P. NICOLET	17.364	214,0	34 N. MOORE	6.646	140,1	33 P.NICOLET	7.779	184,7
32	95 R. STANAWAY	3.783	137,8	63 A. GARCIA	4.400	203,8	91 R. LIETZ	17.788	208,9	47 A. BELICCHI	6.654	139,9	50 F.REES	8.228	174,6
33	51 J. CALADO	3.790	137,5	50 F. REES	4.416	203,1	97 D. SERRA	17.941	207,1	97 D. SERRA	6.697	139,0	63 J.MAGNUSSEN	8.232	174,5
34	71 M. MOLINA	3.791	137,5	95 R. STANAWAY	4.435	202,2	92 M. CHRISTENSEN	17.989	206,5	65 A. BALZAN	6.717	138,6	95 R.STANAWAY	8.241	174,3
35	82 T. VILANDER	3.795	137,4	64 T. MILNER	4.439	202,0	51 J. CALADO	18.032	206,0	54 F. CASTELLACCI	6.744	138,0	64 M.FÄSSLER	8.269	173,7
36	50 F. REES	3.802	137,1	97 D. SERRA	4.450	201,5	71 M. MOLINA	18.079	205,5	29 J. LAMMERS	6.748	137,9	97 D.TURNER	8.278	173,5
37	98 P. LAMY	3.806	137,0	91 R. LIETZ	4.458	201,2	82 T. VILANDER	18.099	205,3	63 A. GARCIA	6.756	137,8	91 F.MAKOWIECKI	8.283	173,4
38	61 K. SAWA	3.813	136,7	92 M. CHRISTENSEN	4.465	200,8	95 R. STANAWAY	18.128	204,9	91 R. LIETZ	6.763	137,6	98 M.LAUDA	8.284	173,4
39	63 A. GARCIA	3.819	136,5	98 P. LAMY	4.465	200,8	61 K. SAWA	18.132	204,9	49 R. BREUKERS	6.773	137,4	71 S.BIRD	8.306	172,9
40	62 T. BELL	3.820	136,5	68 J. HAND	4.480	200,2	68 J. HAND	18.132	204,9	39 E. GUIBBERT	6.777	137,3	92 M.CHRISTENSEN	8.310	172,9
41	91 R. LIETZ	3.821	136,4	71 M. MOLINA	4.483	200,0	67 L. DERANI	18.222	203,9	64 T. MILNER	6.781	137,3	51 J.CALADO	8.312	172,8
42	64 T. MILNER	3.825	136,3	77 C. RIED	4.496	199,5	54 F. CASTELLACCI	18.238	203,7	17 D. ZOLLINGER	6.787	137,1	68 J.HAND	8.314	172,8
43	97 D. SERRA	3.827	136,2	82 T. VILANDER	4.498	199,4	63 A. GARCIA	18.268	203,4	90 E. ALRE-HANKEY	6.802	136,8	82 G.FISICHELLA	8.317	172,7
44	92 M. CHRISTENSEN	3.830	136,1	88 K. BACHLER	4.499	199,3	66 S. MÜCKE	18.300	203,0	98 P. LAMY	6.803	136,8	62 T.BELL	8.327	172,5
45	68 J. HAND	3.832	136,0	67 L. DERANI	4.499	199,3	65 A. BALZAN	18.316	202,8	92 M. CHRISTENSEN	6.818	136,5	86 B.BARKER	8.340	172,2
46	86 B. BARKER	3.841	135,7	86 B. BARKER	4.499	199,3	55 M. CIOCI	18.326	202,7	88 K. BACHLER	6.852	135,8	77 M.CAIROLI	8.352	172,0
47	93 P. LONG	3.846	135,5	62 T. BELL	4.507	199,0	84 R. SMITH	18.331	202,7	93 P. LONG	6.858	135,7	61 K.SAWA	8.362	171,8
48	77 C. RIED	3.856	135,2	51 J. CALADO	4.507	199,0	99 R. GUNN	18.366	202,3	45 D. KOUTSOUMIDIS	6.898	134,9	67 A.PRIAULX	8.362	171,8
49	55 M. CIOCI	3.857	135,2	69 R. WESTBROOK	4.508	198,9	69 R. WESTBROOK	18.378	202,2	50 F. REES	6.915	134,6	88 K.AL QUBAISI	8.372	171,6
50	83 N. JÖNSSON	3.859	135,1	99 R. GUNN	4.512	198,8	83 N. JÖNSSON	18.386	202,1	43 N. DE BRUJIN	6.917	134,6	69 R.WESTBROOK	8.373	171,6
51	67 L. DERANI	3.863	134,9	66 S. MÜCKE	4.520	198,4	90 E. ALRE-HANKEY	18.394	202,0	77 C. RIED	6.973	133,5	93 A.AL FAISAL	8.373	171,6
52	69 R. WESTBROOK	3.865	134,9	93 P. LONG	4.527	198,1	77 C. RIED	18.422	201,7	60 H. KATOH	6.983	133,3	55 A.SCOTT	8.400	171,0
53	88 K. BACHLER	3.873	134,6	90 E. ALRE-HANKEY	4.534	197,8	98 P. LAMY	18.428	201,6	86 B. BARKER	6.983	133,3	83 A.BERTOLINI	8.419	170,6
54	84 R. SMITH	3.886	134,1	55 M. CIOCI	4.543	197,4	64 T. MILNER	18.461	201,2	67 L. DERANI	6.984	133,3	66 O.PLA	8.432	170,4
55	65 A. BALZAN	3.905	133,5	61 K. SAWA	4.549	197,1	62 T. BELL	18.664	199,1	62 T. BELL	7.019	132,6	99 R.GUNN	8.433	170,3
56	66 S. MÜCKE	3.910	133,3	83 N. JÖNSSON	4.560	196,7	86 B. BARKER	18.730	198,4	99 R. GUNN	7.051	132,0	84 D.VANTHOOR	8.460	169,8

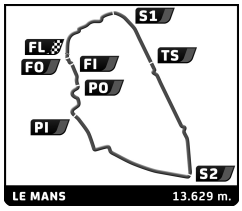

FIA WEC

Official Test 24 Hours of Le Mans
Official Test

Best Specific Sectors

	T6			T7			PORSCHE			FORD			T6+ T7		
Pos	Driver	Time	Kph	Driver	Time	Kph	Driver	Time	Kph	Driver	Time	Kph	Driver	Time	Kph
57	99 R. GUNN	3.921	132,9	84 R. SMITH	4.562	196,6	88 K. BACHLER	18.763	198,0	69 R. WESTBROOK	7.067	131,7	90 E.ALRE-HANKEY	8.475	169,5
58	90 E. ALRE-HANKEY	3.933	132,5	54 F. CASTELLACCI	4.577	195,9	60 H. KATOH	18.939	196,2	66 S. MÜCKE	7.158	130,0	65 A.BALZAN	8.494	169,1
59	54 F. CASTELLACCI	3.944	132,2	65 A. BALZAN	4.589	195,4	50 F. REES	18.970	195,8	68 J. HAND	7.191	129,4	54 F.CASTELLACCI	8.521	168,6
60	60 H. KATOH	3.952	131,9	60 H. KATOH	4.657	192,6	93 P. LONG	19.025	195,3	33 P. NICOLET	7.406	125,7	60 H.KATOH	8.627	166,5

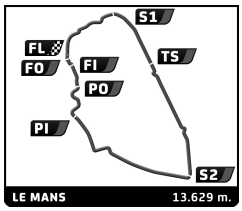

FIA WEC
Official Test 24 Hours of Le Mans
After Official Test

Event maximum speed

	Team	Car	Class		Driver	Top Speed	Lap	Session
47	CETILAR VILLORBA CORSE	Dallara P217 - Gibson	LMP2		Roberto LACORTE	341.3	21	Official Test
29	Racing Team Nederland	Dallara P217 - Gibson	LMP2		Rubens BARRICHELLO	340.2	40	Official Test
27	SMP Racing	Dallara P217 - Gibson	LMP2		Sergey SIROTKIN	339.1	7	Official Test
4	Bykolles Racing Team	ENSO CLM P1/01 - Nismo	LMP1		Marco BONANOMI	336.0	45	Official Test
32	UNITED AUTOSPORTS	LIGIER JSP217 - Gibson	LMP2		Hugo DE SADELEER	333.9	75	Official Test
36	Signatech Alpine Matmut	Alpine A470 - Gibson	LMP2		Matthew RAO	333.9	79	Official Test
31	Vaillante Rebellion	Oreca 07 - Gibson	LMP2		Nicolas PROST	332.9	12	Official Test
38	Jackie Chan DC Racing	Oreca 07 - Gibson	LMP2		Ho-Pin TUNG	332.9	39	Official Test
25	CEFC MANOR TRS RACING	Oreca 07 - Gibson	LMP2		Roberto GONZALEZ	331.8	44	Official Test
26	G-Drive Racing	Oreca 07 - Gibson	LMP2		Roman RUSINOV	331.8	43	Official Test
37	Jackie Chan DC Racing	Oreca 07 - Gibson	LMP2		Alex BRUNDLE	331.8	40	Official Test
40	GRAFF	Oreca 07 - Gibson	LMP2		James ALLEN	331.8	12	Official Test
28	TDS Racing	Oreca 07 - Gibson	LMP2		Matthieu VAXIVIERE	330.8	11	Official Test
8	Toyota Gazoo Racing	Toyota TS050 - Hybrid	LMP1	H	Kazuki NAKAJIMA	330.8	46	Official Test
23	Panis Barthez Competition	LIGIER JSP217 - Gibson	LMP2		Timothé BURET	329.8	26	Official Test
35	Signatech Alpine Matmut	Alpine A470 - Gibson	LMP2		André NEGRÃO	329.8	34	Official Test
13	Vaillante Rebellion	Oreca 07 - Gibson	LMP2		Mathias BECHE	328.8	12	Official Test
22	G-Drive Racing	Oreca 07 - Gibson	LMP2		Memo ROJAS	328.8	23	Official Test
9	Toyota Gazoo Racing	Toyota TS050 - Hybrid	LMP1	H	Nicolas LAPIERRE	328.8	40	Official Test
1	Porsche LMP Team	Porsche 919 Hybrid	LMP1	H	Neel JANI	327.8	65	Official Test
21	DRAGONSPEED - 10 STAR	Oreca 07 - Gibson	LMP2		Ben HANLEY	327.8	41	Official Test
24	CEFC MANOR TRS RACING	Oreca 07 - Gibson	LMP2		Tor GRAVES	327.8	65	Official Test
39	GRAFF	Oreca 07 - Gibson	LMP2		Eric TROUILLET	327.8	12	Official Test
49	Arc Bratislava	LIGIER JSP217 - Gibson	LMP2		Konstantin CALKO	327.8	15	Official Test
2	Porsche LMP Team	Porsche 919 Hybrid	LMP1	H	Brendon HARTLEY	325.8	14	Official Test
7	Toyota Gazoo Racing	Toyota TS050 - Hybrid	LMP1	H	Kamui KOBAYASHI	325.8	12	Official Test
17	IDEC SPORT RACING	LIGIER JSP217 - Gibson	LMP2		Patrice LAFARGUE	324.9	19	Official Test
34	Tockwith Motorsports	LIGIER JSP217 - Gibson	LMP2		Nigel MOORE	324.9	7	Official Test
45	Algarve Pro Racing	LIGIER JSP217 - Gibson	LMP2		Matthew MCMURRY	322.9	88	Official Test
33	EURASIA MOTORSPORT	LIGIER JSP217 - Gibson	LMP2		Pierre NICOLET	320.1	9	Official Test
43	KEATING MOTORSPORTS	Riley MK30 - GIBSON	LMP2		Ricky TAYLOR	317.2	23	Official Test
63	Corvette Racing - GM	Chevrolet Corvette C7.R	LMGTE Pro		Jan MAGNUSSEN	298.0	26	Official Test
64	Corvette Racing - GM	Chevrolet Corvette C7.R	LMGTE Pro		Oliver GAVIN	297.2	39	Official Test
50	Larbre Competition	Chevrolet Corvette C7.R	LMGTE Am		Christian PHILIPPON	294.8	13	Official Test
66	Ford Chip Ganassi Team UK	Ford GT	LMGTE Pro		Billy JOHNSON	294.8	54	Official Test
77	Dempsey - Proton Racing	Porsche 911 RSR 991	LMGTE Am		Matteo CAIROLI	294.8	13	Official Test
97	Aston Martin Racing	Aston Martin VANTAGE	LMGTE Pro		Darren TURNER	294.8	21	Official Test
91	Porsche GT Team	Porsche 911 RSR	LMGTE Pro		Patrick PILET	294.0	18	Official Test
86	Gulf Racing UK	Porsche 911 RSR (2016)	LMGTE Am		Benjamin BARKER	293.2	7	Official Test
67	Ford Chip Ganassi Team UK	Ford GT	LMGTE Pro		Andy PRIAULX	292.4	83	Official Test
69	FORD CHIP GANASSI TEAM USA	Ford GT	LMGTE Pro		Richard WESTBROOK	292.4	5	Official Test
95	Aston Martin Racing	Aston Martin VANTAGE	LMGTE Pro		Richie STANAWAY	292.4	8	Official Test
98	Aston Martin Racing	Aston Martin VANTAGE	LMGTE Am		Mathias LAUDA	292.4	52	Official Test
51	AF Corse	Ferrari 488 GTE	LMGTE Pro		James CALADO	291.6	5	Official Test
68	FORD CHIP GANASSI TEAM USA	Ford GT	LMGTE Pro		Joey HAND	291.6	17	Official Test
92	Porsche GT Team	Porsche 911 RSR	LMGTE Pro		Kevin ESTRE	290.8	46	Official Test
71	AF Corse	Ferrari 488 GTE	LMGTE Pro		Miguel MOLINA	290.0	54	Official Test
88	Proton Competition	Porsche 911 RSR 991	LMGTE Am		Stéphane LEMERET	290.0	20	Official Test
99	Beechdean AMR	Aston Martin VANTAGE	LMGTE Am		Ross GUNN	290.0	58	Official Test
62	Scuderia Corsa	Ferrari 488 GTE	LMGTE Am		Townsend BELL	289.3	12	Official Test
82	RISI COMPETIZIONE	Ferrari 488 GTE	LMGTE Pro		Toni VILANDER	289.3	20	Official Test
90	TF Sport	Aston Martin VANTAGE	LMGTE Am		Euan ALRE-HANKEY	289.3	39	Official Test
93	Proton Competition	Porsche 911 RSR 991	LMGTE Am		Abdulaziz AL FAISAL	288.5	22	Official Test
84	JMW Motorsport	Ferrari 488 GTE	LMGTE Am		Dries VANTHOOR	286.2	18	Official Test
55	SPIRIT OF RACE	Ferrari 488 GTE	LMGTE Am		Aaron SCOTT	285.4	50	Official Test
54	SPIRIT OF RACE	Ferrari 488 GTE	LMGTE Am		Francesco CASTELLACCI	284.7	60	Official Test
61	Clearwater Racing	Ferrari 488 GTE	LMGTE Am		Weng Sun MOK	284.7	29	Official Test
65	Scuderia Corsa	Ferrari 488 GTE	LMGTE Am		Alessandro BALZAN	284.7	37	Official Test

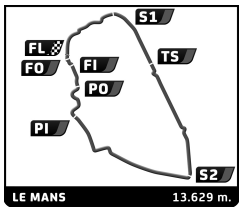

FIA WEC

Official Test 24 Hours of Le Mans
After Official Test

Event maximum speed

	Team	Car	Class	Driver	Top Speed	Lap	Session
83	DH RACING	Ferrari 488 GTE	LMGTE Am	**Tracy KROHN**	**284.7**	52	Official Test
60	Clearwater Racing	Ferrari 488 GTE	LMGTE Am	**Richard WEE**	**277.4**	23	Official Test

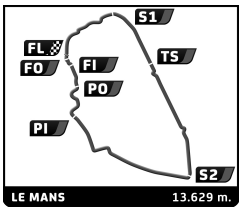

FIA WEC
Official Test 24 Hours of Le Mans
Official Test

Fastest Lap Sequence

Practice Time	Team	Car	Class		Driver	Time	Kph	Lap
8:03.491	9 Toyota Gazoo Racing	Toyota TS050 - Hybrid	LMP1	H	Nicolas LAPIERRE	**3:34.244**	229.0	2
9:28.611	8 Toyota Gazoo Racing	Toyota TS050 - Hybrid	LMP1	H	Sébastien BUEMI	**3:33.636**	229.7	2
11:32.271	9 Toyota Gazoo Racing	Toyota TS050 - Hybrid	LMP1	H	Nicolas LAPIERRE	**3:28.780**	235.0	3
13:47.007	7 Toyota Gazoo Racing	Toyota TS050 - Hybrid	LMP1	H	Mike CONWAY	**3:27.134**	236.9	3
20:41.787	7 Toyota Gazoo Racing	Toyota TS050 - Hybrid	LMP1	H	Mike CONWAY	**3:26.203**	237.9	5
31:52.719	8 Toyota Gazoo Racing	Toyota TS050 - Hybrid	LMP1	H	Sébastien BUEMI	**3:24.951**	239.4	6
56:30.657	7 Toyota Gazoo Racing	Toyota TS050 - Hybrid	LMP1	H	Kamui KOBAYASHI	**3:23.576**	241.0	6
2:24:56.136	7 Toyota Gazoo Racing	Toyota TS050 - Hybrid	LMP1	H	Stéphane SARRAZIN	**3:23.450**	241.2	19
2:28:30.404	8 Toyota Gazoo Racing	Toyota TS050 - Hybrid	LMP1	H	Sébastien BUEMI	**3:23.210**	241.4	13
2:47:48.782	2 Porsche LMP Team	Porsche 919 Hybrid	LMP1	H	Timo BERNHARD	**3:23.089**	241.6	16
2:48:43.336	8 Toyota Gazoo Racing	Toyota TS050 - Hybrid	LMP1	H	Sébastien BUEMI	**3:22.394**	242.4	16
3:36:05.568	8 Toyota Gazoo Racing	Toyota TS050 - Hybrid	LMP1	H	Kazuki NAKAJIMA	**3:20.778**	244.4	9
5:14:52.850	8 Toyota Gazoo Racing	Toyota TS050 - Hybrid	LMP1	H	Sébastien BUEMI	**3:20.091**	245.2	22
5:31:58.661	7 Toyota Gazoo Racing	Toyota TS050 - Hybrid	LMP1	H	Kamui KOBAYASHI	**3:18.319**	247.4	14
5:38:42.016	7 Toyota Gazoo Racing	Toyota TS050 - Hybrid	LMP1	H	Kamui KOBAYASHI	**3:18.132**	247.6	16

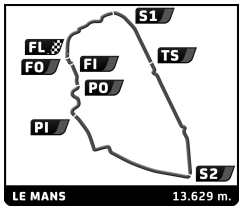

FIA WEC
Official Test 24 Hours of Le Mans
Official Test

Sector Analysis

Personal Best | Session Best | **B** Crossing the finish line in pit lane

1 — Porsche LMP Team — Porsche 919 Hybrid — LMP1 - H

1.Neel JANI, 2.André LOTTERER, 3.Nick TANDY, 4.Marc LIEB

Lap	D	Time	Sector 1	Sector 2	Sector 3	T. Spd	Elapsed
1	1	9:20.493	6:09.363	1:27.614	1:43.516	221.7	9:20.493
2	1	3:34.389	34.001	1:21.966	1:38.422	299.7	12:54.882
3	1	3:28.492	32.858	1:19.821	1:35.813	308.2	16:23.374
4	1	3:35.012	34.087	1:20.288	1:40.637	301.3	19:58.386
5	1	4:03.448 B	58.542	1:22.108	1:42.798	315.4	24:01.834
6	1	12:59.758	...	1:21.431	1:36.909	314.5	37:01.592
7	1	3:39.009	32.449	1:25.953	1:40.607	242.6	40:40.601
8	1	3:25.354	32.584	1:18.677	1:34.093	301.3	44:05.955
9	1	3:38.054 B	32.973	1:19.795	1:45.286	277.4	47:44.009
10	1	14:47.507	...	2:37.210	1:37.197	78.7	1:02:31.516
11	1	3:24.264	32.085	1:18.402	1:33.777	306.5	1:05:55.780
12	1	3:31.519	33.125	1:19.812	1:38.582	322.0	1:09:27.299
13	1	3:25.629	32.636	1:19.493	1:33.500	311.8	1:12:52.928
14	1	3:31.913 B	32.253	1:18.231	1:41.429	322.9	1:16:24.841
15	3	10:39.512	6:56.765	1:58.337	1:44.410	318.2	1:27:04.353
16	3	3:47.564	32.858	1:39.049	1:35.657	308.2	1:30:51.917
17	3	3:29.534	32.382	1:19.497	1:37.655	314.5	1:34:21.451
18	3	3:30.901	33.785	1:20.782	1:36.334	319.1	1:37:52.352
19	3	3:34.746 B	32.796	1:20.882	1:41.068	303.9	1:41:27.098
20	3	14:40.095	...	1:22.325	1:38.296	319.1	1:56:07.193
21	3	3:31.377	35.809	1:20.099	1:35.469	313.6	1:59:38.570
22	3	3:27.914	32.880	1:19.706	1:35.328	298.8	2:03:06.484
23	3	3:26.746	32.514	1:18.661	1:35.571	306.5	2:06:33.230
24	3	3:25.884	33.011	1:19.352	1:33.521	310.9	2:09:59.114
25	3	3:33.118 B	33.162	1:18.225	1:41.731	321.0	2:13:32.232
26	3	16:16.351	...	1:20.094	1:37.167	320.1	2:29:48.583
27	3	3:28.845	32.741	1:21.138	1:34.966	300.5	2:33:17.428
28	3	3:28.128	32.556	1:18.790	1:36.782	303.9	2:36:45.556
29	3	3:27.078	32.879	1:19.263	1:34.936	314.5	2:40:12.634
30	3	3:30.215 B	32.553	1:17.466	1:40.196	319.1	2:43:42.849
31	2	5:20.630	2:20.063	1:22.557	1:38.010	310.9	2:49:03.479
32	2	3:33.653	33.743	1:24.168	1:35.742	235.2	2:52:37.132
33	2	3:29.244	33.433	1:19.494	1:36.317	303.9	2:56:06.376
34	2	3:26.654	32.843	1:18.992	1:34.819	306.5	2:59:33.030
35	2	3:26.454	32.502	1:19.301	1:34.651	318.2	3:02:59.484
36	2	3:25.833	32.604	1:18.556	1:34.673	321.0	3:06:25.317
37	2	3:23.148	32.588	1:18.038	1:32.522	317.2	3:09:48.465
38	2	3:33.534 B	32.235	1:18.023	1:43.276	322.9	3:13:21.999
39	2	10:33.124	7:37.836	1:19.711	1:35.577	313.6	3:23:55.123
40	2	3:30.097	32.877	1:19.437	1:37.783	320.1	3:27:25.220
41	2	3:56.236	1:03.189	1:19.066	1:33.981	316.3	3:31:21.456
42	2	3:25.437	32.578	1:18.254	1:34.605	320.1	3:34:46.893
43	2	3:32.967 B	32.792	1:17.939	1:42.236	323.9	3:38:19.860
44	2	17:08.584	...	1:20.058	1:35.367	321.0	3:55:28.444
45	2	3:29.597	33.770	1:19.661	1:36.166	307.3	3:58:58.041
46	2	3:24.659	32.693	1:18.677	1:33.289	316.3	4:02:22.700
47	4	:52:03.001	32.440	1:22.547	...	322.9	5:54:25.701
48	4	3:27.272	33.067	1:19.565	1:34.640	298.8	5:57:52.973
49	4	7:59.941 B	32.514	2:55.257	4:32.170	135.9	6:05:52.914
50	4	10:12.675	7:07.172	1:25.571	1:39.932	272.5	6:16:05.589
51	4	3:26.786	32.581	1:19.282	1:34.923	304.7	6:19:32.375
52	4	3:36.704 B	33.829	1:21.269	1:41.606	285.4	6:23:09.079
53	1	19:41.176	...	1:19.771	1:40.890	320.1	6:42:50.255
54	1	3:22.227	31.859	1:17.634	1:32.734	309.1	6:46:12.482
55	1	3:24.174	32.030	1:17.788	1:34.356	311.8	6:49:36.656
56	1	3:22.100	31.944	1:17.807	1:32.349	307.3	6:52:58.756
57	1	3:24.954	32.108	1:17.544	1:35.302	308.2	6:56:23.710
58	1	3:27.111	32.678	1:18.772	1:35.661	322.9	6:59:50.821
59	1	3:25.459	32.296	1:17.578	1:35.585	303.9	7:03:16.280
60	1	3:25.941	32.469	1:17.571	1:35.901	312.7	7:06:42.221
61	1	3:32.697 B	33.047	1:18.796	1:40.854	308.2	7:10:14.918
62	1	10:34.592	7:38.423	1:19.249	1:36.920	318.2	7:20:49.510
63	1	3:25.095	32.250	1:18.509	1:34.336	313.6	7:24:14.605
64	1	3:25.756	32.312	1:18.025	1:35.419	302.2	7:27:40.361
65	1	3:24.907	32.204	1:17.560	1:35.143	327.8	7:31:05.268
66	1	3:31.477 B	32.190	1:16.835	1:42.452	320.1	7:34:36.745
67	2	12:10.343	9:11.927	1:21.508	1:36.908	319.1	7:46:47.088
68	2	3:27.438	33.104	1:19.806	1:34.528	306.5	7:50:14.526
69	2	3:29.926	34.721	1:20.248	1:34.957	307.3	7:53:44.452
70	2	3:25.040	32.960	1:18.768	1:33.312	307.3	7:57:09.492
71	2	3:26.718	32.500	1:18.112	1:36.106	318.2	8:00:36.210
72	2	3:27.087	32.341	1:18.255	1:36.491	321.0	8:04:03.297
73	2	3:26.675	33.150	1:19.010	1:34.515	316.3	8:07:29.972
74	2	3:30.520	34.184	1:19.104	1:37.232	311.8	8:11:00.492
75	2	4:10.570	32.406	1:19.115	2:19.049	319.1	8:15:11.062
76	2	5:14.087	32.490	1:19.147	3:22.450	316.3	8:20:25.149
77	2	4:03.979	33.005	1:18.374	2:12.600	310.9	8:24:29.128
78	2	3:22.519	32.394	1:17.936	1:32.189	313.6	8:27:51.647
79	2	3:22.584	32.160	1:17.594	1:32.830	321.0	8:31:14.231
80	2	3:36.696 B	34.358	1:18.659	1:43.679	322.9	8:34:50.927
81	3	12:54.070 B	8:33.176	2:26.447	1:54.447	78.8	8:47:44.997

2 — Porsche LMP Team — Porsche 919 Hybrid — LMP1 - H

1.Timo BERNHARD, 2.Earl BAMBER, 3.Brendon HARTLEY, 4.Marc LIEB

Lap	D	Time	Sector 1	Sector 2	Sector 3	T. Spd	Elapsed
1	4	14:42.035	...	1:28.162	1:43.633	259.4	14:42.035
2	4	3:35.328	33.686	1:22.813	1:38.829	298.8	18:17.363
3	4	3:38.453	37.448	1:23.410	1:37.595	292.4	21:55.816
4	4	4:09.387	1:03.425	1:24.219	1:41.743	319.1	26:05.203
5	4	3:42.515 B	33.069	1:20.039	1:49.407	313.6	29:47.718
6	3	10:49.126	7:43.416	1:25.330	1:40.380	232.6	40:36.844
7	3	3:28.751	33.055	1:19.722	1:35.974	308.2	44:05.595
8	3	3:27.295	32.810	1:19.672	1:34.813	299.7	47:32.890
9	3	4:05.099	1:04.311	1:19.327	1:41.461	312.7	51:37.989
10	3	3:57.572 B	52.903	1:21.347	1:43.322	314.5	55:35.561
11	3	25:23.824	...	1:20.349	1:38.249	309.1	1:20:59.385
12	3	3:30.750	32.791	1:20.998	1:36.961	316.3	1:24:30.135
13	3	4:57.204	1:05.438	2:10.453	1:41.313	320.1	1:29:27.339
14	3	3:25.418	32.635	1:18.696	1:34.087	325.8	1:32:52.757
15	3	3:39.012 B	33.856	1:18.907	1:46.249	320.1	1:36:31.769
16	1	9:30.959	6:28.224	1:23.194	1:39.541	304.7	1:46:02.728
17	1	3:31.375	33.444	1:20.798	1:37.133	310.0	1:49:34.103
18	1	3:27.348	32.860	1:19.540	1:34.948	320.1	1:53:01.451
19	1	3:29.260	33.330	1:19.183	1:36.747	310.9	1:56:30.711
20	1	3:34.365 B	32.813	1:18.967	1:42.585	323.9	2:00:05.076
21	1	11:37.729	8:42.626	1:19.866	1:35.237	321.0	2:11:42.805
22	1	3:25.643	32.531	1:18.668	1:34.444	312.7	2:15:08.448
23	1	3:26.823	32.537	1:18.405	1:35.881	313.6	2:18:35.271
24	1	3:24.840	32.725	1:18.637	1:33.478	314.5	2:22:00.111
25	1	3:26.414	33.222	1:19.046	1:34.146	315.4	2:25:26.525
26	1	3:25.463	33.487	1:18.163	1:33.813	321.0	2:28:51.988

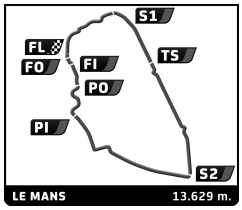

FIA WEC
Official Test 24 Hours of Le Mans
Official Test

Sector Analysis

Personal Best | Session Best | **B** Crossing the finish line in pit lane

Lap	D	Time	Sector 1	Sector 2	Sector 3	T. Spd	Elapsed
27	1	3:34.284 B	33.092	1:19.925	1:41.267	311.8	2:32:26.272
28	1	5:09.946	2:13.894	1:19.070	1:36.982	319.1	2:37:36.218
29	1	3:23.581	32.422	1:18.118	1:33.041	310.0	2:40:59.799
30	1	3:25.894	33.284	1:18.406	1:34.204	306.5	2:44:25.693
31	1	3:23.089	32.454	1:17.908	1:32.727	309.1	2:47:48.782
32	1	3:25.285	32.567	1:19.481	1:33.237	310.0	2:51:14.067
33	1	3:26.806	32.505	1:18.547	1:35.754	312.7	2:54:40.873
34	1	3:33.526 B	32.709	1:17.885	1:42.932	321.0	2:58:14.399
35	2	4:36.155	1:37.231	1:21.336	1:37.588	322.9	3:02:50.554
36	2	3:27.837	33.346	1:19.610	1:34.881	315.4	3:06:18.391
37	2	3:26.954	32.860	1:18.948	1:35.146	311.8	3:09:45.345
38	2	3:26.386	32.514	1:19.487	1:34.385	309.1	3:13:11.731
39	2	3:23.363	32.381	1:18.461	1:32.521	305.6	3:16:35.094
40	2	3:24.226	32.829	1:18.684	1:32.713	304.7	3:19:59.320
41	2	3:31.200 B	32.013	1:17.280	1:41.907	324.9	3:23:30.520
42	2	23:32.415	...	1:20.890	1:35.792	324.9	3:47:02.935
43	2	3:24.838	32.638	1:18.573	1:33.627	312.7	3:50:27.773
44	2	3:25.853	32.435	1:19.298	1:34.120	302.2	3:53:53.626
45	2	5:20.272 B	32.408	1:17.628	3:30.236	319.1	3:59:13.898
46	3	:53:32.083 B	...	1:21.810	1:42.396	290.8	6:52:45.981
47	3	9:42.478	6:50.020	1:18.449	1:34.009	320.1	7:02:28.459
48	3	3:24.255	32.811	1:18.021	1:33.423	301.3	7:05:52.714
49	3	3:25.270	33.054	1:19.156	1:33.060	323.9	7:09:17.984
50	3	4:19.153	32.473	2:04.758	1:41.922	310.9	7:13:37.137
51	3	3:23.761	32.936	1:17.946	1:32.879	302.2	7:17:00.898
52	3	3:26.344	32.719	1:19.030	1:34.595	322.9	7:20:27.242
53	3	3:29.242 B	32.410	1:17.195	1:39.637	316.3	7:23:56.484
54	3	6:03.792	3:09.887	1:18.806	1:35.099	317.2	7:30:00.276
55	3	3:27.619	33.107	1:18.622	1:35.890	316.3	7:33:27.895
56	3	3:23.893	33.051	1:18.250	1:32.592	311.8	7:36:51.788
57	3	3:23.494	33.213	1:18.030	1:32.251	315.4	7:40:15.282
58	3	3:24.617	33.246	1:18.509	1:32.862	320.1	7:43:39.899
59	3	3:27.723	32.518	1:19.411	1:35.794	323.9	7:47:07.622
60	3	3:31.021 B	33.120	1:17.693	1:40.208	322.9	7:50:38.643
61	2	4:52.472	1:56.900	1:20.108	1:35.464	320.1	7:55:31.115
62	2	3:25.604	32.769	1:19.066	1:33.769	322.0	7:58:56.719
63	2	3:22.881	32.357	1:17.879	1:32.645	315.4	8:02:19.600
64	2	3:23.965	33.467	1:18.445	1:32.053	313.6	8:05:43.565
65	2	3:21.512	32.276	1:17.524	1:31.712	322.0	8:09:05.077
66	2	4:06.477	33.411	1:17.454	2:15.612	321.0	8:13:11.554
67	2	4:13.900	32.031	1:18.738	2:23.131	321.0	8:17:25.454
68	2	4:37.616	33.297	1:18.337	2:45.982	299.7	8:22:03.070
69	2	3:23.213	32.348	1:18.507	1:32.358	310.0	8:25:26.283
70	2	3:26.218	32.276	1:17.737	1:36.205	315.4	8:28:52.501
71	2	3:34.094 B	32.933	1:17.871	1:43.290	317.2	8:32:26.595
72	1	6:34.488	3:38.324	1:19.471	1:36.693	321.0	8:39:01.083
73	1	3:43.021	33.112	1:19.628	1:50.281	306.5	8:42:44.104
74	1	4:26.814	35.329	2:16.562	1:34.923	78.8	8:47:10.918
75	1	10:14.407 B	1:20.676	4:20.564	4:33.167	78.7	8:57:25.325

4 **Bykolles Racing Team** — ENSO CLM P1/01 - Nismo — LMP1
1.Oliver WEBB 3.Marco BONANOMI 2.Dominik KRAIHAMER

Lap	D	Time	Sector 1	Sector 2	Sector 3	T. Spd	Elapsed
1	1	6:38.028 B	1:51.524	1:50.266	2:56.238	204.1	6:38.028
2	1	46:40.243	...	1:37.416	1:56.183	242.0	53:18.271
3	1	3:48.970	37.156	1:25.708	1:46.106	246.4	57:07.241
4	1	5:11.870	40.924	2:40.544	1:50.402	79.5	1:02:19.111
5	1	3:46.490	34.969	1:26.135	1:45.386	323.9	1:06:05.601
6	1	3:42.238	34.693	1:23.877	1:43.668	321.0	1:09:47.839
7	1	3:39.947	33.601	1:22.861	1:43.485	326.8	1:13:27.786
8	1	3:46.340 B	34.351	1:22.548	1:49.441	327.8	1:17:14.126
9	1	21:32.393	...	1:26.013	1:44.835	315.4	1:38:46.519
10	1	3:35.548	33.690	1:21.612	1:40.246	326.8	1:42:22.067
11	1	3:34.475	33.649	1:21.970	1:38.856	329.8	1:45:56.542
12	1	3:32.433	33.104	1:21.604	1:37.725	324.9	1:49:28.975
13	1	3:49.954 B	35.406	1:23.362	1:51.186	321.0	1:53:18.929
14	2	20:05.170	...	1:25.799	1:41.508	300.5	2:13:24.099
15	2	3:40.434	34.395	1:23.842	1:42.197	311.8	2:17:04.533
16	2	3:38.418	34.849	1:23.310	1:40.259	325.8	2:20:42.951
17	2	3:33.126	33.621	1:21.464	1:38.041	329.8	2:24:16.077
18	2	3:36.111	33.812	1:21.876	1:40.423	330.8	2:27:52.188
19	2	3:31.720	33.425	1:21.181	1:37.114	323.9	2:31:23.908
20	2	4:23.321 B	35.164	1:34.384	2:13.773	256.4	2:35:47.229
21	3	15:16.307	...	1:27.892	1:45.437	264.5	2:51:03.536
22	3	3:42.492	35.858	1:23.215	1:43.419	327.8	2:54:46.028
23	3	3:36.020	34.326	1:21.858	1:39.836	323.9	2:58:22.048
24	3	3:40.241	33.727	1:22.263	1:44.251	326.8	3:02:02.289
25	3	3:34.814	33.834	1:21.665	1:39.315	327.8	3:05:37.103
26	3	3:32.870	33.365	1:20.690	1:38.815	328.8	3:09:09.973
27	3	4:07.881 B	34.395	1:30.895	2:02.591	234.2	3:13:17.854
28	1	13:28.183	...	1:24.133	1:44.815	324.9	3:26:46.037
29	1	4:04.606	1:02.408	1:22.456	1:39.742	328.8	3:30:50.643
30	1	3:38.426	34.355	1:21.041	1:43.030	332.9	3:34:29.069
31	1	3:37.240	36.006	1:21.278	1:39.956	330.8	3:38:06.309
32	1	3:33.779	33.702	1:20.512	1:39.565	334.9	3:41:40.088
33	1	3:32.120	33.795	1:20.458	1:37.867	329.8	3:45:12.208
34	1	3:44.955 B	33.745	1:20.951	1:50.259	332.9	3:48:57.163
35	1	7:04.502	4:03.153	1:22.112	1:39.237	325.8	3:56:01.665
36	1	3:33.404	34.086	1:21.607	1:37.711	325.8	3:59:35.069
37	1	3:41.238 B	33.874	1:21.159	1:46.205	327.8	4:03:16.307
38	3	:14:36.328	...	1:22.606	1:41.470	322.0	5:17:52.635
39	3	3:33.372	33.955	1:20.989	1:38.428	323.9	5:21:26.007
40	3	3:31.801	33.295	1:20.316	1:38.190	326.8	5:24:57.808
41	3	3:39.435 B	33.203	1:20.178	1:46.054	327.8	5:28:37.243
42	3	24:33.925 B	...	1:21.529	1:45.153	325.8	5:53:11.168
43	3	21:26.632	...	1:20.279	1:38.860	330.8	6:14:37.800
44	3	3:29.428	32.454	1:19.399	1:37.575	334.9	6:18:07.228
45	3	3:38.580	34.230	1:20.304	1:44.046	336.0	6:21:45.808
46	3	3:30.182	32.599	1:19.430	1:38.153	332.9	6:25:15.990
47	3	3:39.705 B	35.279	1:20.351	1:44.075	333.9	6:28:55.695
48	2	25:42.126	...	1:22.242	1:38.140	325.8	6:54:37.821
49	2	3:29.578	32.911	1:20.012	1:36.655	327.8	6:58:07.399
50	2	3:29.399	32.788	1:19.567	1:37.044	329.8	7:01:36.798
51	2	3:28.701	32.717	1:19.520	1:36.464	330.8	7:05:05.499
52	2	3:38.556 B	33.513	1:20.418	1:44.625	329.8	7:08:44.055
53	2	16:17.582	...	1:21.688	1:42.118	326.8	7:25:01.637
54	2	3:31.058	32.376	1:19.852	1:38.830	332.9	7:28:32.695
55	2	3:30.151	32.531	1:19.612	1:38.008	331.8	7:32:02.846
56	2	3:29.573	33.064	1:19.449	1:37.060	330.8	7:35:32.419
57	2	3:31.218	34.024	1:21.424	1:35.770	333.9	7:39:03.637
58	2	3:39.595 B	33.301	1:22.609	1:43.685	312.7	7:42:43.232
59	1	21:51.185	...	1:22.899	1:41.328	321.0	8:04:34.417
60	1	3:33.123	33.557	1:21.417	1:38.149	329.8	8:08:07.540
61	1	4:18.851	34.124	1:20.707	2:24.020	332.9	8:12:26.391

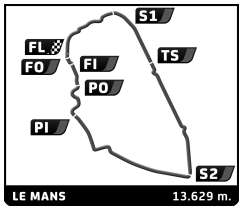

FIA WEC
Official Test 24 Hours of Le Mans
Official Test

Sector Analysis

Personal Best | Session Best | **B** Crossing the finish line in pit lane

Lap	D	Time	Sector 1	Sector 2	Sector 3	T. Spd	Elapsed
62	1	4:18.039	33.555	1:20.350	2:24.134	331.8	8:16:44.430
63	1	5:01.277 B	33.379	1:21.363	3:06.535	326.8	8:21:45.707
64	1	10:43.611	7:29.200	1:27.968	1:46.443	281.7	8:32:29.318
65	1	3:29.499	32.632	1:19.284	1:37.583	330.8	8:35:58.817
66	1	3:49.130	32.948	1:28.465	1:47.717	314.5	8:39:47.947
67	1	3:29.443	32.860	1:19.117	1:37.466	330.8	8:43:17.390
68	1	7:13.539 B	41.499	2:49.773	3:42.267	77.0	8:50:30.929

7 **Toyota Gazoo Racing** — Toyota TS050 - Hybrid, LMP1 - H
1.Mike CONWAY, 2.Kamui KOBAYASHI, 3.Stéphane SARRAZIN, 4.Nicolas LAPIERRE

Lap	D	Time	Sector 1	Sector 2	Sector 3	T. Spd	Elapsed
1	1	6:44.231	3:36.188	1:23.286	1:44.757	294.8	6:44.231
2	1	3:35.642	36.007	1:21.981	1:37.654	298.0	10:19.873
3	1	3:27.134	33.187	1:19.344	1:34.603	296.4	13:47.007
4	1	3:28.577	33.357	1:19.077	1:36.143	302.2	17:15.584
5	1	3:26.203	32.539	1:18.183	1:35.481	303.0	20:41.787
6	1	3:56.069	58.555	1:20.558	1:36.956	322.9	24:37.856
7	1	3:57.133 B	56.125	1:20.414	1:40.594	324.9	28:34.989
8	2	10:15.920	7:18.656	1:19.783	1:37.481	313.6	38:50.909
9	2	3:26.179	32.427	1:18.567	1:35.185	311.8	42:17.088
10	2	3:26.271	32.809	1:18.204	1:35.258	307.3	45:43.359
11	2	3:25.956	32.769	1:17.922	1:35.265	308.2	49:09.315
12	2	3:57.766	1:03.477	1:18.907	1:35.382	325.8	53:07.081
13	2	3:23.576	32.640	1:17.539	1:33.397	308.2	56:30.657
14	2	4:53.745 B	33.896	2:37.635	1:42.214	79.5	1:01:24.402
15	3	11:54.359	8:50.689	1:21.707	1:41.963	317.2	1:13:18.761
16	3	3:30.045	33.578	1:20.275	1:36.192	299.7	1:16:48.806
17	3	3:27.386	32.769	1:18.910	1:35.707	310.9	1:20:16.192
18	3	3:31.898	33.043	1:21.781	1:37.074	306.5	1:23:48.090
19	3	4:55.742	1:08.159	2:06.609	1:40.974	320.1	1:28:43.832
20	3	3:27.335	32.812	1:18.990	1:35.533	303.0	1:32:11.167
21	3	3:35.527 B	33.586	1:18.534	1:43.407	308.2	1:35:46.694
22	3	9:54.494	7:00.941	1:19.154	1:34.399	310.9	1:45:41.188
23	3	3:27.438	32.850	1:18.939	1:35.649	307.3	1:49:08.626
24	3	3:25.361	32.586	1:18.424	1:34.351	299.7	1:52:33.987
25	3	3:30.915	33.569	1:19.971	1:37.375	306.5	1:56:04.902
26	3	3:28.814	33.219	1:19.136	1:36.459	299.7	1:59:33.716
27	3	3:29.905	33.272	1:18.706	1:37.927	311.8	2:03:03.621
28	3	3:36.178 B	33.108	1:18.784	1:44.286	303.9	2:06:39.799
29	3	4:33.158	1:37.883	1:19.269	1:36.006	307.3	2:11:12.957
30	3	3:26.571			1:36.077	299.7	2:14:39.528
31	3	3:24.427	32.353	1:18.345	1:33.729	302.2	2:18:03.955
32	3	3:28.731	32.662	1:19.052	1:37.017	305.6	2:21:32.686
33	3	3:23.450	32.542	1:18.026	1:32.882	303.0	2:24:56.136
34	3	3:29.130	34.547	1:19.449	1:35.134	307.3	2:28:25.266
35	3	3:37.700 B	33.315	1:20.466	1:43.919	305.6	2:32:02.966
36	1	9:42.452	6:47.146	1:20.322	1:34.984	298.0	2:41:45.418
37	1	3:26.700	33.021	1:19.725	1:33.954	290.0	2:45:12.118
38	1	3:24.351	32.557	1:18.606	1:33.188	300.5	2:48:36.469
39	1	3:24.186	32.345	1:18.127	1:33.714	298.8	2:52:00.655
40	1	3:34.682 B	33.893	1:18.159	1:42.630	294.0	2:55:35.337
41	1	9:06.799	6:12.204	1:20.707	1:33.888	303.9	3:04:42.136
42	1	3:23.502	32.799	1:18.266	1:32.437	300.5	3:08:05.638
43	1	3:25.780	34.083	1:18.029	1:33.668	313.6	3:11:31.418
44	1	3:26.024	32.504	1:17.787	1:35.733	300.5	3:14:57.442
45	1	3:31.902 B	32.854	1:18.576	1:40.472	302.2	3:18:29.344
46	1	10:33.233	7:35.082	1:18.871	1:39.280	322.0	3:29:02.577
47	1	3:28.192	34.098	1:19.336	1:34.758	296.4	3:32:30.769
48	1	3:23.125	32.359	1:18.006	1:32.760	305.6	3:35:53.894
49	1	3:22.750	33.000	1:17.630	1:32.120	304.7	3:39:16.644
50	1	3:35.004 B	32.858	1:18.597	1:43.549	295.6	3:42:51.648
51	2	4:30.531	1:36.114	1:18.801	1:35.616	299.7	3:47:22.179
52	2	3:27.276	32.661	1:17.902	1:36.713	304.7	3:50:49.455
53	2	3:29.391	32.347	1:18.930	1:38.114	309.1	3:54:18.846
54	2	3:23.106	32.267	1:18.253	1:32.586	310.9	3:57:41.952
55	2	3:21.450	31.958	1:17.093	1:32.399	307.3	4:01:03.402
56	2	:27:36.940	33.787	1:23.905	...	258.2	5:28:40.342
57	2	3:18.319	31.161	1:16.192	1:30.966	310.9	5:31:58.661
58	2	3:25.223	34.177	1:18.182	1:32.864	312.7	5:35:23.884
59	2	3:18.132	31.223	1:15.814	1:31.095	313.6	5:38:42.016
60	2	3:33.382 B	33.956	1:17.816	1:41.610	307.3	5:42:15.398
61	2	4:49.392	1:56.252	1:18.631	1:34.509	308.2	5:47:04.790
62	2	3:24.416	33.272	1:17.665	1:33.479	307.3	5:50:29.206
63	2	3:22.244	32.621	1:17.200	1:32.423	306.5	5:53:51.450
64	2	3:22.483	32.855	1:17.323	1:32.305	306.5	5:57:13.933
65	2	5:40.183 B	32.711	1:23.847	3:43.625	306.5	6:02:54.116
66	2	12:53.334	9:58.941	1:19.672	1:34.721	317.2	6:15:47.450
67	2	3:21.878	32.124	1:17.127	1:32.627	315.4	6:19:09.328
68	2	3:23.207	32.363	1:16.859	1:33.985	318.2	6:22:32.535
69	2	3:24.393	32.496	1:17.424	1:34.473	310.9	6:25:56.928
70	2	3:33.161 B	32.970	1:17.167	1:43.024	312.7	6:29:30.089
71	2	7:11.405	2:04.713	1:36.661	3:30.031	241.5	6:36:41.494
72	2	4:38.562	1:02.715	2:01.254	1:34.593	154.3	6:41:20.056
73	2	3:19.913	31.760	1:16.781	1:31.372	315.4	6:44:39.969
74	2	3:28.850	32.217	1:18.777	1:37.856	313.6	6:48:08.819
75	2	3:26.431	32.604	1:18.126	1:35.701	319.1	6:51:35.250
76	2	3:26.690 B	32.038	1:16.399	1:38.253	318.2	6:55:01.940
77	3	15:42.169	...	1:20.215	1:43.122	315.4	7:10:44.109
78	3	4:15.882	32.939	2:01.810	1:41.133	306.5	7:14:59.991
79	3	3:23.943	32.573	1:18.234	1:33.136	303.9	7:18:23.934
80	3	3:29.711	34.240	1:20.190	1:35.281	308.2	7:21:53.645
81	3	3:25.761	32.559	1:17.708	1:35.494	308.2	7:25:19.406
82	3	3:36.728 B	33.403	1:19.325	1:44.000	324.9	7:28:56.134
83	3	14:47.793	...	1:20.807	1:36.224	313.6	7:43:43.927
84	3	3:27.037	33.513	1:18.720	1:34.804	303.9	7:47:10.964
85	3	3:26.734	32.950	1:18.198	1:35.586	306.5	7:50:37.698
86	3	3:37.382 B	33.230	1:19.389	1:44.763	312.7	7:54:15.080
87	3	15:15.765	...	1:20.437	1:35.319	312.7	8:09:30.845
88	3	4:14.766	33.427	1:18.906	2:22.433	303.0	8:13:45.611
89	3	5:25.716 B	33.248	1:19.019	3:33.449	308.2	8:19:11.327
90	1	13:30.967	...	1:20.429	1:36.048	311.8	8:32:42.294
91	1	3:25.534	32.649	1:18.478	1:34.407	300.5	8:36:07.828
92	1	3:24.587	32.770	1:17.383	1:34.434	308.2	8:39:32.415
93	1	3:26.912	32.655	1:18.408	1:35.849	308.2	8:42:59.327
94	1	5:45.697 B	37.767	2:35.471	2:32.459	79.5	8:48:45.024

8 **Toyota Gazoo Racing** — Toyota TS050 - Hybrid, LMP1 - H
1.Sébastien BUEMI, 2.Anthony DAVIDSON, 3.Kazuki NAKAJIMA, 4.Yuji KUNIMOTO

Lap	D	Time	Sector 1	Sector 2	Sector 3	T. Spd	Elapsed
1	1	5:54.975	2:51.883	1:22.777	1:40.315	276.0	5:54.975
2	1	3:33.636	33.250	1:21.285	1:39.101	298.8	9:28.611
3	1	3:38.438 B	33.119	1:21.548	1:43.771	304.7	13:07.049
4	1	11:28.384	8:30.636	1:22.302	1:35.446	322.9	24:35.433
5	1	3:52.335	57.833	1:20.268	1:34.234	326.8	28:27.768

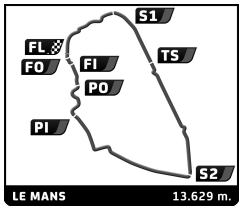

FIA WEC
Official Test 24 Hours of Le Mans
Official Test

Sector Analysis

Personal Best | Session Best | **B** Crossing the finish line in pit lane

Lap	D	Time	Sector 1	Sector 2	Sector 3	T. Spd	Elapsed
6	1	3:24.951	32.396	1:18.576	1:33.979	305.6	31:52.719
7	1	3:25.049	32.598	1:18.535	1:33.916	304.7	35:17.768
8	1	3:33.526 B	32.800	1:18.730	1:41.996	304.7	38:51.294
9	2	33:38.517	...	1:21.309	1:38.939	299.7	1:12:29.811
10	2	3:27.833	33.978	1:19.322	1:34.533	318.2	1:15:57.644
11	2	3:25.218	32.666	1:18.805	1:33.747	305.6	1:19:22.862
12	2	3:26.207	32.268	1:17.524	1:36.415	311.8	1:22:49.069
13	2	4:44.952	1:02.853	2:02.309	1:39.790	327.8	1:27:34.021
14	2	3:26.786	34.330	1:19.256	1:33.200	312.7	1:31:00.807
15	2	3:34.173 B	32.337	1:17.556	1:44.280	310.0	1:34:34.980
16	3	10:42.578	7:42.795	1:21.088	1:38.695	311.8	1:45:17.558
17	3	3:28.355	34.000	1:19.561	1:34.794	307.3	1:48:45.913
18	3	3:26.084	33.148	1:17.901	1:35.035	307.3	1:52:11.997
19	3	3:25.407	32.360	1:19.258	1:33.789	311.8	1:55:37.404
20	3	3:25.702	33.163	1:18.938	1:33.601	313.6	1:59:03.106
21	3	3:26.015	32.589	1:18.997	1:34.429	304.7	2:02:29.121
22	3	3:28.197 B	32.287	1:16.944	1:38.966	311.8	2:05:57.318
23	1	8:55.873	6:02.155	1:19.016	1:34.702	319.1	2:14:53.191
24	1	3:25.670	32.774	1:18.303	1:34.593	309.1	2:18:18.861
25	1	3:24.835	32.813	1:17.719	1:34.303	309.1	2:21:43.696
26	1	3:23.498	32.920	1:17.566	1:33.012	309.1	2:25:07.194
27	1	3:23.210	32.297	1:17.516	1:33.397	307.3	2:28:30.404
28	1	3:37.363 B	34.578	1:18.589	1:44.196	319.1	2:32:07.767
29	1	13:13.175	...	1:18.477	1:33.404	310.9	2:45:20.942
30	1	3:22.394	32.558	1:17.322	1:32.514	309.1	2:48:43.336
31	1	3:22.461	32.299	1:17.810	1:32.352	307.3	2:52:05.797
32	1	3:28.323	32.848	1:19.325	1:36.150	312.7	2:55:34.120
33	1	3:33.515 B	32.778	1:17.994	1:42.743	314.5	2:59:07.635
34	2	8:33.431	5:41.740	1:18.630	1:33.061	322.0	3:07:41.066
35	2	3:23.346	32.797	1:17.680	1:32.869	317.2	3:11:04.412
36	2	3:23.113	33.135	1:17.427	1:32.551	318.2	3:14:27.525
37	2	3:25.829	32.311	1:17.325	1:36.193	312.7	3:17:53.354
38	2	3:25.021	32.575	1:18.859	1:33.587	305.6	3:21:18.375
39	2	3:26.193	33.332	1:17.656	1:35.205	317.2	3:24:44.568
40	2	3:30.891 B	33.332	1:17.429	1:40.130	326.8	3:28:15.459
41	3	4:29.331	1:37.632	1:18.414	1:33.285	320.1	3:32:44.790
42	3	3:20.778	32.276	1:17.214	1:31.288	310.9	3:36:05.568
43	3	3:23.926	33.237	1:18.331	1:32.358	309.1	3:39:29.494
44	3	3:22.544	32.301	1:16.946	1:33.297	317.2	3:42:52.038
45	3	3:29.960 B	32.163	1:17.545	1:40.252	320.1	3:46:21.998
46	3	4:29.411	1:37.439	1:18.950	1:33.022	330.8	3:50:51.409
47	3	3:21.275	32.060	1:16.826	1:32.389	318.2	3:54:12.684
48	3	3:22.241	33.250	1:17.598	1:31.393	320.1	3:57:34.925
49	3	3:22.879	32.711	1:18.448	1:31.720	316.3	4:00:57.804
50	1	:07:14.073	32.962	1:24.601	...	315.4	5:08:11.877
51	1	3:20.882	32.137	1:16.887	1:31.858	310.0	5:11:32.759
52	1	3:20.091	31.848	1:16.885	1:31.358	312.7	5:14:52.850
53	1	3:22.526	32.338	1:17.056	1:33.132	316.3	5:18:15.376
54	1	3:20.298	32.045	1:16.708	1:31.545	312.7	5:21:35.674
55	1	3:25.892	33.004	1:20.765	1:32.123	303.9	5:25:01.566
56	1	3:22.040	32.113	1:16.989	1:32.938	314.5	5:28:23.606
57	1	3:21.479	32.423	1:17.499	1:31.557	313.6	5:31:45.085
58	1	3:20.037	32.246	1:16.522	1:31.269	315.4	5:35:05.122
59	1	3:22.614	32.390	1:17.771	1:32.453	319.1	5:38:27.736
60	1	3:20.361	31.992	1:16.621	1:31.748	314.5	5:41:48.097
61	1	3:23.024	32.630	1:16.955	1:33.439	310.9	5:45:11.121
62	1	3:20.259	32.332	1:16.576	1:31.351	308.2	5:48:31.380
63	1	3:31.775 B	32.065	1:16.639	1:43.071	315.4	5:52:03.155
64	2	4:35.008	1:41.956	1:19.577	1:33.475	327.8	5:56:38.163
65	2	5:10.606 B	32.527	1:18.314	3:19.765	311.8	6:01:48.769
66	2	12:50.958	9:55.049	1:20.654	1:35.255	311.8	6:14:39.727
67	2	3:26.313	33.177	1:17.893	1:35.243	314.5	6:18:06.040
68	2	3:23.806	32.475	1:18.989	1:32.342	321.0	6:21:29.846
69	2	3:24.611	32.381	1:18.201	1:34.029	304.7	6:24:54.457
70	2	3:22.075	32.310	1:17.152	1:32.613	317.2	6:28:16.532
71	2	3:26.995	32.442	1:17.113	1:37.440	315.4	6:31:43.527
72	2	7:12.786	49.309	3:05.207	3:18.270	130.7	6:38:56.313
73	2	3:31.646	36.695	1:20.679	1:34.272	304.7	6:42:27.959
74	2	3:24.905	33.178	1:17.892	1:33.835	304.7	6:45:52.864
75	2	3:23.341	33.418	1:17.578	1:32.345	323.9	6:49:16.205
76	2	3:22.492	32.354	1:16.687	1:33.451	314.5	6:52:38.697
77	2	3:22.203	32.190	1:16.915	1:33.098	318.2	6:56:00.900
78	2	3:36.189 B	32.468	1:19.772	1:43.949	303.9	6:59:37.089
79	3	4:51.956	1:59.838	1:18.866	1:33.252	314.5	7:04:29.045
80	3	3:26.027	34.152	1:17.873	1:34.002	314.5	7:07:55.072
81	3	4:14.431	32.094	2:02.750	1:39.587	313.6	7:12:09.503
82	3	3:40.879	32.318	1:35.610	1:32.951	309.1	7:15:50.382
83	3	3:22.749	32.364	1:17.342	1:33.043	316.3	7:19:13.131
84	3	3:20.019	31.955	1:16.380	1:31.684	318.2	7:22:33.150
85	3	3:25.588	32.569	1:16.812	1:36.207	317.2	7:25:58.738
86	3	3:23.120	31.791	1:16.885	1:34.444	318.2	7:29:21.858
87	3	3:21.833	31.704	1:17.566	1:32.563	317.2	7:32:43.691
88	3	3:21.384	31.791	1:16.117	1:33.476	317.2	7:36:05.075
89	3	3:22.180	32.631	1:16.986	1:32.563	317.2	7:39:27.255
90	3	3:21.370	31.814	1:16.360	1:33.196	321.0	7:42:48.625
91	3	3:21.501	32.778	1:17.290	1:31.433	321.0	7:46:10.126
92	3	3:28.507 B	32.733	1:16.682	1:39.092	328.8	7:49:38.633
93	1	8:21.441	5:28.203	1:18.417	1:34.821	324.9	7:58:00.074
94	1	3:19.290	31.948	1:16.495	1:30.847	314.5	8:01:19.364
95	1	3:20.593	32.215	1:16.467	1:31.911	320.1	8:04:39.957
96	1	3:22.761	32.227	1:16.451	1:34.083	317.2	8:08:02.718
97	1	3:24.360	32.314	1:17.349	1:34.697	313.6	8:11:27.078
98	1	4:13.766 B	32.105	1:17.784	2:23.877	319.1	8:15:40.844
99	2	16:21.420	...	1:18.885	1:33.734	323.9	8:32:02.264
100	2	3:27.371	32.515	1:17.420	1:37.436	314.5	8:35:29.635
101	2	3:25.380	32.357	1:17.161	1:35.862	311.8	8:38:55.015
102	2	3:40.348	32.408	1:17.355	1:50.585	313.6	8:42:35.363
103	2	3:56.638	36.883	1:46.710	1:33.045	79.7	8:46:32.001
104	2	9:49.834 B	38.134	4:25.641	4:46.059	79.6	8:56:21.835

9 **Toyota Gazoo Racing** — Toyota TS050 - Hybrid
1.Nicolas LAPIERRE, 2.Yuji KUNIMOTO, 3.Jose Maria LOPEZ, 4.Mike CONWAY — LMP1 - H

Lap	D	Time	Sector 1	Sector 2	Sector 3	T. Spd	Elapsed
1	1	4:29.247	1:19.247	1:26.847	1:43.153	290.0	4:29.247
2	1	3:34.244	34.301	1:21.588	1:38.355	294.0	8:03.491
3	1	3:28.780	32.704	1:19.451	1:36.625	303.0	11:32.271
4	1	3:35.209 B	32.792	1:18.899	1:43.518	306.5	15:07.480
5	2	5:05.406	1:50.255	1:25.601	1:49.550	278.1	20:12.886
6	2	4:07.958	1:04.262	1:23.443	1:40.253	326.8	24:20.844
7	2	4:10.433	58.521	1:32.189	1:39.723	300.5	28:31.277
8	2	3:28.566	33.241	1:20.075	1:35.250	296.4	31:59.843
9	2	3:26.553	32.507	1:18.851	1:35.195	298.8	35:26.396
10	2	3:25.737	33.567	1:18.403	1:33.767	310.0	38:52.133
11	2	3:26.662	32.308	1:18.239	1:36.115	309.1	42:18.795

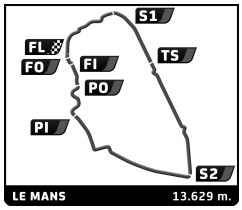

FIA WEC
Official Test 24 Hours of Le Mans
Official Test

Sector Analysis

Personal Best Session Best **B** Crossing the finish line in pit lane

Lap	D	Time	Sector 1	Sector 2	Sector 3	T. Spd	Elapsed
12	2	3:32.012	32.729	1:18.558	1:40.725	310.0	45:50.807
13	2	3:31.744	33.976	1:18.437	1:39.331	303.9	49:22.551
14	2	4:04.899 B	1:03.246	1:18.493	1:43.160	322.0	53:27.450
15	3	8:40.400	4:19.690	2:37.033	1:43.677	79.4	1:02:07.850
16	3	3:34.334	34.990	1:22.788	1:36.556	294.8	1:05:42.184
17	3	3:27.686	32.705	1:19.210	1:35.771	300.5	1:09:09.870
18	3	3:27.437	33.107	1:19.782	1:34.548	310.0	1:12:37.307
19	3	3:25.129	32.559	1:17.933	1:34.637	303.0	1:16:02.436
20	3	3:27.610	34.506	1:19.314	1:33.790	303.9	1:19:30.046
21	3	3:32.635	35.224	1:19.558	1:37.853	291.6	1:23:02.681
22	3	4:55.952	1:07.551	2:04.661	1:43.740	322.0	1:27:58.633
23	3	3:29.223	35.195	1:19.860	1:34.168	299.7	1:31:27.856
24	3	3:30.215 B	32.502	1:18.116	1:39.597	309.1	1:34:58.071
25	2	10:10.596	7:12.012	1:20.628	1:37.956	317.2	1:45:08.667
26	2	3:28.707	32.597	1:18.204	1:37.906	298.8	1:48:37.374
27	2	3:24.114	32.585	1:17.796	1:33.733	316.3	1:52:01.488
28	2	3:27.464	32.417	1:17.896	1:37.151	307.3	1:55:28.952
29	2	3:26.157	32.564	1:18.404	1:35.189	307.3	1:58:55.109
30	2	3:32.802 B	33.979	1:18.066	1:40.757	299.7	2:02:27.911
31	3	5:24.777	2:28.230	1:19.853	1:36.694	325.8	2:07:52.688
32	3	3:23.782	32.491	1:18.309	1:32.982	303.9	2:11:16.470
33	3	3:28.375	34.563	1:19.452	1:34.360	302.2	2:14:44.845
34	3	3:29.823	33.568	1:18.770	1:37.485	311.8	2:18:14.668
35	3	3:25.515	32.657	1:18.046	1:34.812	303.0	2:21:40.183
36	3	3:31.689 B	32.882	1:17.645	1:41.162	309.1	2:25:11.872
37	1	9:00.868	6:01.518	1:20.500	1:38.850	323.9	2:34:12.740
38	1	3:28.196	33.759	1:19.460	1:34.977	303.9	2:37:40.936
39	1	3:26.142	32.996	1:19.003	1:34.143	297.2	2:41:07.078
40	1	3:32.508 B	33.580	1:18.606	1:40.322	328.8	2:44:39.586
41	1	13:26.459	...	1:20.151	1:35.120	298.0	2:58:06.045
42	1	3:29.612	33.895	1:18.557	1:37.160	298.0	3:01:35.657
43	1	3:27.224	32.757	1:19.076	1:35.391	303.0	3:05:02.881
44	1	3:23.785	32.508	1:17.750	1:33.527	303.0	3:08:26.666
45	1	3:30.546 B	32.578	1:17.952	1:40.016	303.9	3:11:57.212
46	3	5:17.900	2:22.892	1:19.252	1:35.756	326.8	3:17:15.112
47	3	3:25.655	32.370	1:17.601	1:35.684	300.5	3:20:40.767
48	3	3:23.090	31.997	1:17.683	1:33.410	305.6	3:24:03.857
49	3	3:29.140 B	32.819	1:17.244	1:39.077	308.2	3:27:32.997
50	3	4:44.933	1:52.105	1:18.651	1:34.177	324.9	3:32:17.930
51	3	3:25.160	34.029	1:17.791	1:33.340	304.7	3:35:43.090
52	3	3:22.006	31.926	1:17.319	1:32.761	306.5	3:39:05.096
53	3	3:33.859 B	34.018	1:18.209	1:41.632	317.2	3:42:38.955
54	2	4:38.339	1:43.566	1:19.395	1:35.378	315.4	3:47:17.294
55	2	3:30.042	33.766	1:21.032	1:35.244	299.7	3:50:47.336
56	2	3:25.878	32.156	1:18.692	1:35.030	303.9	3:54:13.214
57	2	3:26.734	33.452	1:18.886	1:34.396	302.2	3:57:39.948
58	2	3:27.872	32.306	1:19.187	1:36.379	303.9	4:01:07.820
59	2	:11:37.629	35.050	1:27.330	...	281.0	5:12:45.449
60	2	3:26.394	34.727	1:18.042	1:33.625	302.2	5:16:11.843
61	2	3:26.131	32.463	1:20.033	1:33.635	305.6	5:19:37.974
62	2	3:23.424	32.363	1:17.979	1:33.082	303.9	5:23:01.398
63	2	3:23.128	32.490	1:17.068	1:33.570	309.1	5:26:24.526
64	2	3:33.069 B	32.495	1:17.533	1:43.041	310.9	5:29:57.595
65	3	4:42.408	1:46.290	1:19.111	1:37.007	326.8	5:34:40.003
66	3	3:29.988	33.202	1:19.734	1:37.052	322.9	5:38:09.991
67	3	3:27.049	32.788	1:17.576	1:36.685	308.2	5:41:37.040
68	3	3:26.014	32.703	1:18.128	1:35.183	304.7	5:45:03.054
69	3	3:23.692	32.504	1:17.726	1:33.462	307.3	5:48:26.746
70	3	3:27.062	32.953	1:17.212	1:36.897	312.7	5:51:53.808
71	3	3:22.907	32.340	1:17.922	1:32.645	309.1	5:55:16.715
72	3	3:27.494	33.806	1:18.726	1:34.962	313.6	5:58:44.209
73	3	8:50.629 B	35.827	3:45.632	4:29.170	79.7	6:07:34.838
74	3	10:43.757	7:44.839	1:22.122	1:36.796	322.9	6:18:18.595
75	3	3:24.947	32.996	1:17.889	1:34.062	303.9	6:21:43.542
76	3	3:28.944	32.410	1:17.883	1:38.651	310.9	6:25:12.486
77	3	3:33.592 B	34.562	1:17.143	1:41.887	320.1	6:28:46.078
78	3	5:10.213	1:37.386	1:36.838	1:55.989	326.8	6:33:56.291
79	3	6:09.245	39.093	3:05.035	2:25.117	107.5	6:40:05.536
80	3	3:29.946	33.090	1:21.026	1:35.830	310.0	6:43:35.482
81	3	3:22.435	32.588	1:17.397	1:32.450	309.1	6:46:57.917
82	3	3:23.556	32.155	1:18.384	1:33.017	309.1	6:50:21.473
83	3	3:23.101	32.308	1:17.017	1:33.776	306.5	6:53:44.574
84	3	3:22.006	32.420	1:17.744	1:31.842	307.3	6:57:06.580
85	3	3:21.455	32.402	1:17.014	1:32.039	310.0	7:00:28.035
86	3	3:23.601	31.998	1:17.408	1:34.195	308.2	7:03:51.636
87	3	3:21.677	32.130	1:17.440	1:32.107	306.5	7:07:13.313
88	3	3:42.448 B	32.607	1:17.841	1:52.000	310.9	7:10:55.761
89	2	4:54.447	1:37.861	1:40.995	1:35.591	316.3	7:15:50.208
90	2	3:24.695	33.356	1:17.575	1:33.764	310.0	7:19:14.903
91	2	4:19.774 B	32.800	1:16.931	2:30.043	304.7	7:23:34.677
92	2	19:22.740	...	1:19.043	1:35.987	310.0	7:42:57.417
93	2	3:25.046	32.607	1:18.249	1:34.190	303.9	7:46:22.463
94	2	3:27.365	32.797	1:17.926	1:36.642	301.3	7:49:49.828
95	2	3:22.396	32.316	1:17.194	1:32.886	305.6	7:53:12.224
96	2	3:22.896	32.973	1:17.190	1:32.733	304.7	7:56:35.120
97	2	3:31.805 B	32.385	1:16.503	1:42.917	312.7	8:00:06.925
98	1	18:52.076	...	1:20.575	3:30.393	288.5	8:18:59.001
99	1	4:41.320	32.395	1:18.375	2:50.550	311.8	8:23:40.321
100	1	3:22.362	32.049	1:17.482	1:32.831	310.0	8:27:02.683
101	1	3:22.853	32.269	1:17.243	1:33.341	302.2	8:30:25.536
102	1	3:23.778	32.251	1:16.981	1:34.546	311.8	8:33:49.314
103	1	3:22.475	32.257	1:16.821	1:33.397	309.1	8:37:11.789
104	1	3:46.126	32.340	1:16.886	1:56.900	309.1	8:40:57.915
105	1	3:36.446	37.386	1:26.040	1:33.020	253.3	8:44:34.361
106	1	8:41.877 B	38.700	3:32.795	4:30.382	79.5	8:53:16.238

13 **Vaillante Rebellion** — Oreca 07 - Gibson — LMP2
1.Nelson PIQUET JR 3.Mathias BECHE
2.David HEINEMEIER HANS

Lap	D	Time	Sector 1	Sector 2	Sector 3	T. Spd	Elapsed
1	3	5:39.233 B	2:01.308	1:39.243	1:58.682	215.1	5:39.233
2	3	23:43.237 B	...	1:30.382	2:18.996	286.2	29:22.470
3	3	35:37.790	...	1:26.242	1:41.532	308.2	1:05:00.260
4	3	3:38.750	34.680	1:23.867	1:40.203	323.9	1:08:39.010
5	3	3:35.165	33.430	1:22.430	1:39.305	324.9	1:12:14.175
6	3	3:36.721	33.943	1:22.229	1:40.549	327.8	1:15:50.896
7	3	3:32.008	33.389	1:20.905	1:37.714	326.8	1:19:22.904
8	3	3:37.045	33.308	1:21.833	1:41.904	326.8	1:22:59.949
9	3	5:00.143	1:04.565	2:06.678	1:48.900	324.9	1:28:00.092
10	3	3:32.461	33.981	1:21.678	1:36.802	325.8	1:31:32.553
11	3	3:30.516	32.916	1:20.833	1:36.767	326.8	1:35:03.069
12	3	3:46.397 B	33.707	1:25.310	1:47.380	328.8	1:38:49.466
13	2	22:29.920	...	1:27.172	1:44.744	310.0	2:01:19.386
14	2	3:40.589	36.194	1:23.978	1:40.417	322.0	2:04:59.975
15	2	3:38.146	33.930	1:22.615	1:41.601	322.9	2:08:38.121

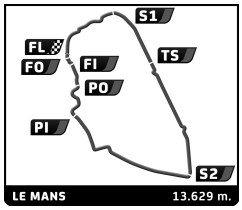

FIA WEC
Official Test 24 Hours of Le Mans
Official Test

Sector Analysis

Personal Best | Session Best | **B** Crossing the finish line in pit lane

Lap	D	Time	Sector 1	Sector 2	Sector 3	T. Spd	Elapsed
16	2	3:39.295	35.328	1:23.007	1:40.960	321.0	2:12:17.416
17	2	3:42.873	34.281	1:25.801	1:42.791	322.0	2:16:00.289
18	2	3:35.039	34.426	1:21.874	1:38.739	322.9	2:19:35.328
19	2	3:34.461	33.536	1:21.437	1:39.488	325.8	2:23:09.789
20	2	3:44.247	33.787	1:21.247	1:49.213	326.8	2:26:54.036
21	2	3:38.725	35.474	1:24.337	1:38.914	327.8	2:30:32.761
22	2	3:42.795 B	34.208	1:22.729	1:45.858	326.8	2:34:15.556
23	1	:21:01.371 B	...	3:05.739	2:10.251	292.4	3:55:16.927
24	1	:11:24.381	...	1:25.146	1:41.784	317.2	5:06:41.308
25	1	3:37.048	35.003	1:23.609	1:38.436	299.7	5:10:18.356
26	1	3:35.426	33.581	1:21.492	1:40.353	325.8	5:13:53.782
27	1	3:33.662	33.425	1:21.524	1:38.713	323.9	5:17:27.444
28	1	3:43.470 B	34.171	1:22.330	1:46.969	322.9	5:21:10.914
29	1	8:16.330	5:15.686	1:22.076	1:38.568	323.9	5:29:27.244
30	1	3:37.783	33.164	1:23.338	1:41.281	309.1	5:33:05.027
31	1	3:30.997	33.073	1:20.558	1:37.366	327.8	5:36:36.024
32	1	3:35.778	33.080	1:20.701	1:41.997	326.8	5:40:11.802
33	1	3:31.921	33.047	1:21.422	1:37.452	327.8	5:43:43.723
34	1	3:30.696	33.094	1:20.382	1:37.220	325.8	5:47:14.419
35	1	3:49.243 B	33.625	1:26.004	1:49.614	243.6	5:51:03.662
36	1	45:46.244	...	1:43.637	3:03.592	240.4	6:36:49.906
37	1	4:41.524	55.028	2:05.678	1:40.818	130.7	6:41:31.430
38	1	3:32.957	33.413	1:21.086	1:38.458	326.8	6:45:04.387
39	1	3:31.719	33.252	1:20.756	1:37.711	327.8	6:48:36.106
40	1	3:46.651 B	33.679	1:20.372	1:52.600	328.8	6:52:22.757
41	2	24:42.097	...	1:25.201	1:40.835	302.2	7:17:04.854
42	2	3:34.493	33.878	1:21.311	1:39.304	323.9	7:20:39.347
43	2	3:34.237	33.859	1:21.752	1:38.626	325.8	7:24:13.584
44	2	3:33.703	34.035	1:21.753	1:37.915	324.9	7:27:47.287
45	2	3:35.370	34.450	1:21.898	1:39.022	322.9	7:31:22.657
46	2	3:36.154	33.395	1:20.724	1:42.035	324.9	7:34:58.811
47	2	3:34.614	33.482	1:20.649	1:40.483	327.8	7:38:33.425
48	2	3:32.165	33.827	1:21.021	1:37.317	326.8	7:42:05.590
49	2	3:44.024 B	35.304	1:22.784	1:45.936	262.6	7:45:49.614
50	3	8:14.590	5:08.805	1:22.919	1:42.866	324.9	7:54:04.204
51	3	3:32.926	33.684	1:21.335	1:37.907	323.9	7:57:37.130
52	3	3:39.350	33.995	1:21.950	1:43.405	326.8	8:01:16.480
53	3	3:33.001	33.150	1:20.542	1:39.309	327.8	8:04:49.481
54	3	3:30.150	33.361	1:20.353	1:36.436	325.8	8:08:19.631
55	3	4:19.524 B	32.904	1:20.519	2:26.101	325.8	8:12:39.155
56	3	11:17.416	7:02.576	1:24.293	2:50.547	319.1	8:23:56.571
57	3	3:38.983	34.098	1:21.088	1:43.797	324.9	8:27:35.554
58	3	3:30.919	33.062	1:20.347	1:37.510	327.8	8:31:06.473
59	3	3:30.915	33.127	1:20.063	1:37.725	327.8	8:34:37.388
60	3	3:37.745 B	33.069	1:20.173	1:44.503	327.8	8:38:15.133
61	3	7:18.813	4:14.953	1:25.836	1:38.024	311.8	8:45:33.946
62	3	9:44.409 B	37.456	4:22.500	4:44.453	78.4	8:55:18.355

17 **IDEC SPORT RACING** — LIGIER JSP217 - Gibson — LMP2

1.Patrice LAFARGUE, 2.Paul LAFARGUE, 3.David ZOLLINGER, 4.Paul-Loup CHATIN

Lap	D	Time	Sector 1	Sector 2	Sector 3	T. Spd	Elapsed
1	3	5:28.052 B	1:31.789	1:43.703	2:12.560	185.6	5:28.052
2	3	9:20.852	5:58.148	1:33.940	1:48.764	239.9	14:48.904
3	3	3:46.591	36.284	1:26.186	1:44.121	319.1	18:35.495
4	3	3:49.152	35.956	1:24.781	1:48.415	322.0	22:24.647
5	3	4:13.551	1:01.986	1:29.362	1:42.203	307.3	26:38.198
6	3	3:46.392	34.619	1:24.432	1:47.341	319.1	30:24.590
7	3	3:47.720 B	34.857	1:23.791	1:49.072	322.0	34:12.310
8	1	23:58.362	...	1:30.504	1:53.340	254.5	58:10.672
9	1	5:15.187	43.323	2:41.624	1:50.240	79.3	1:03:25.859
10	1	3:55.146	36.405	1:27.971	1:50.770	319.1	1:07:21.005
11	1	4:02.956 B	36.371	1:26.863	1:59.722	304.7	1:11:23.961
12	1	8:26.557	5:06.060	1:29.422	1:51.075	273.2	1:19:50.518
13	1	3:56.265	36.088	1:30.402	1:49.775	318.2	1:23:46.783
14	1	5:14.284	1:07.640	2:12.105	1:54.539	315.4	1:29:01.067
15	1	3:48.152	35.929	1:25.564	1:46.659	320.1	1:32:49.219
16	1	3:49.671	36.959	1:25.588	1:47.124	322.9	1:36:38.890
17	1	3:57.425 B	35.761	1:26.009	1:55.655	314.5	1:40:36.315
18	1	9:41.005	6:26.316	1:27.735	1:46.954	312.7	1:50:17.320
19	1	3:45.571	35.296	1:24.642	1:45.633	324.9	1:54:02.891
20	1	3:44.570	35.461	1:24.591	1:44.518	322.9	1:57:47.461
21	1	3:43.304	35.169	1:24.246	1:43.889	322.0	2:01:30.765
22	1	3:49.383	35.444	1:25.254	1:48.685	322.9	2:05:20.148
23	1	3:51.449	36.570	1:26.198	1:48.681	302.2	2:09:11.597
24	1	3:46.555	35.702	1:26.227	1:44.626	322.0	2:12:58.152
25	1	3:42.440	35.180	1:23.974	1:43.286	322.0	2:16:40.592
26	1	3:47.488	36.300	1:25.936	1:45.252	320.1	2:20:28.080
27	1	3:57.057 B	37.165	1:26.329	1:53.563	303.0	2:24:25.137
28	2	8:20.995	4:59.667	1:31.485	1:49.843	272.5	2:32:46.132
29	2	3:52.370	39.055	1:27.526	1:45.789	318.2	2:36:38.502
30	2	4:01.708 B	37.123	1:26.177	1:58.408	320.1	2:40:40.210
31	2	5:11.603	1:59.696	1:26.029	1:45.878	314.5	2:45:51.813
32	2	3:44.178	36.584	1:24.639	1:42.955	319.1	2:49:35.991
33	2	3:46.303	37.073	1:25.864	1:43.366	307.3	2:53:22.294
34	2	3:53.182 B	35.631	1:24.458	1:53.093	322.9	2:57:15.476
35	2	8:33.588	5:25.145	1:24.456	1:43.987	322.0	3:05:49.064
36	2	3:44.796	34.664	1:23.748	1:46.384	322.0	3:09:33.860
37	2	3:42.011	34.772	1:23.787	1:43.452	322.0	3:13:15.871
38	2	3:48.889 B	35.352	1:23.405	1:50.132	322.0	3:17:04.760
39	3	6:42.079	3:19.338	1:30.481	1:52.260	273.2	3:23:46.839
40	3	3:59.587	37.399	1:27.620	1:54.568	260.7	3:27:46.426
41	3	4:20.313	1:05.859	1:27.220	1:47.234	302.2	3:32:06.739
42	3	3:47.030	36.075	1:25.651	1:45.304	317.2	3:35:53.769
43	3	3:47.094	37.343	1:25.218	1:44.533	319.1	3:39:40.863
44	3	3:48.167	36.266	1:26.405	1:45.496	320.1	3:43:29.030
45	3	3:46.073	35.938	1:25.104	1:45.031	322.0	3:47:15.103
46	3	3:49.194	37.100	1:26.953	1:45.141	322.0	3:51:04.297
47	3	3:48.887	36.128	1:29.058	1:43.701	322.0	3:54:53.184
48	3	3:57.615 B	35.482	1:26.053	1:56.080	318.2	3:58:50.799
49	4	:12:49.595	...	1:28.032	1:42.823	298.8	5:11:40.394
50	4	3:39.474	34.746	1:23.531	1:41.197	320.1	5:15:19.868
51	4	5:10.385 B	35.167	2:20.676	2:14.542	322.0	5:20:30.253
52	4	12:04.377	8:54.267	1:27.329	1:42.781	312.7	5:32:34.630
53	4	3:37.036	34.875	1:23.063	1:39.098	322.0	5:36:11.666
54	4	3:42.968	34.453	1:26.291	1:42.224	301.3	5:39:54.634
55	4	3:35.968	34.068	1:22.532	1:39.368	320.1	5:43:30.602
56	4	3:47.475 B	35.069	1:23.038	1:49.368	322.9	5:47:18.077
57	4	28:38.608	...	1:27.410	1:42.431	300.5	6:15:56.685
58	4	3:38.127	34.772	1:22.937	1:40.418	321.0	6:19:34.812
59	4	3:37.067	34.297	1:22.466	1:40.304	322.0	6:23:11.879
60	4	3:49.159 B	34.465	1:22.818	1:51.876	323.9	6:27:01.038
61	1	13:08.591	7:22.133	3:11.030	2:35.428	126.8	6:40:09.629
62	1	3:53.026	37.176	1:26.590	1:49.260	324.9	6:44:02.655
63	1	3:48.652	36.403	1:25.463	1:46.786	319.1	6:47:51.307

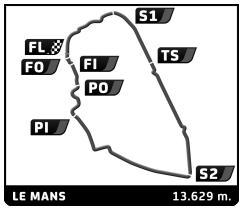

FIA WEC
Official Test 24 Hours of Le Mans
Official Test

Sector Analysis

Personal Best | Session Best | **B** Crossing the finish line in pit lane

Lap	D	Time	Sector 1	Sector 2	Sector 3	T. Spd	Elapsed
64	1	3:46.936	36.009	1:25.330	1:45.597	322.0	6:51:38.243
65	1	3:48.139	36.084	1:26.286	1:45.769	319.1	6:55:26.382
66	1	3:47.792	37.283	1:25.645	1:44.864	308.2	6:59:14.174
67	1	3:44.404	35.919	1:24.745	1:43.740	319.1	7:02:58.578
68	1	3:51.526	42.314	1:25.070	1:44.142	321.0	7:06:50.104
69	1	3:59.743 B	35.596	1:27.649	1:56.498	284.7	7:10:49.847
70	3	9:03.329	5:48.843	1:27.066	1:47.420	314.5	7:19:53.176
71	3	3:47.027	35.904	1:24.771	1:46.352	317.2	7:23:40.203
72	3	3:49.318	35.139	1:27.666	1:46.513	297.2	7:27:29.521
73	3	3:44.907	35.545	1:24.304	1:45.058	321.0	7:31:14.428
74	3	3:45.663	35.214	1:25.625	1:44.824	320.1	7:35:00.091
75	3	3:43.718	35.399	1:24.113	1:44.206	321.0	7:38:43.809
76	3	3:43.004	35.173	1:24.027	1:43.804	321.0	7:42:26.813
77	3	3:42.016	35.323	1:24.181	1:42.512	318.2	7:46:08.829
78	3	3:44.127	35.327	1:24.141	1:44.659	317.2	7:49:52.956
79	3	4:29.788 B	34.944	1:23.536	2:31.308	320.1	7:54:22.744
80	2	35:18.680	...	1:28.230	1:43.646	280.3	8:29:41.424
81	2	3:53.977 B	36.821	1:24.760	1:52.396	322.9	8:33:35.401
82	2	5:10.859	1:59.998	1:24.814	1:46.047	319.1	8:38:46.260
83	2	3:58.487	35.133	1:24.657	1:58.697	322.9	8:42:44.747
84	2	5:10.340 B	38.218	2:27.326	2:04.796	80.8	8:47:55.087

21 **DRAGONSPEED - 10 STAR** — Oreca 07 - Gibson, LMP2
1.Henrik HEDMAN 3.Felix ROSENQVIST 2.Ben HANLEY

Lap	D	Time	Sector 1	Sector 2	Sector 3	T. Spd	Elapsed
1	2	14:20.971	...	1:31.512	1:44.918	248.7	14:20.971
2	2	3:48.558 B	34.350	1:24.235	1:49.973	305.6	18:09.529
3	2	13:19.758	...	1:25.431	1:42.518	294.0	31:29.287
4	2	3:37.050	33.605	1:23.031	1:40.414	320.1	35:06.337
5	2	3:35.059	33.287	1:22.738	1:39.034	319.1	38:41.396
6	2	3:37.163	33.945	1:22.570	1:40.648	320.1	42:18.559
7	2	3:36.380	33.697	1:21.820	1:40.863	322.0	45:54.939
8	2	3:47.420	34.654	1:21.788	1:50.978	322.0	49:42.359
9	2	4:07.156	1:04.920	1:22.914	1:39.322	318.2	53:49.515
10	2	3:41.805	33.197	1:21.605	1:47.003	321.0	57:31.320
11	2	5:10.694 B	42.101	2:38.860	1:49.733	78.7	1:02:42.014
12	1	11:45.647	8:22.917	1:28.381	1:54.349	313.6	1:14:27.661
13	1	3:51.600	36.392	1:25.949	1:49.259	318.2	1:18:19.261
14	1	3:51.525	35.601	1:25.344	1:50.580	299.7	1:22:10.786
15	1	5:22.165	1:16.454	2:12.544	1:53.167	318.2	1:27:32.951
16	1	3:58.956 B	35.202	1:27.090	1:56.664	303.9	1:31:31.907
17	1	8:05.444	4:55.885	1:24.532	1:45.027	315.4	1:39:37.351
18	1	3:45.557	34.786	1:24.847	1:45.924	319.1	1:43:22.908
19	1	3:41.936	34.981	1:24.096	1:42.859	321.0	1:47:04.844
20	1	3:41.750	34.782	1:23.849	1:43.119	283.2	1:50:46.594
21	1	3:56.420 B	35.529	1:25.083	1:55.808	322.0	1:54:43.014
22	3	14:24.352	...	1:29.298	1:48.321	273.9	2:09:07.366
23	3	3:42.325	35.193	1:24.256	1:42.876	318.2	2:12:49.691
24	3	3:42.113	34.054	1:23.089	1:44.970	322.0	2:16:31.804
25	3	3:36.432	34.125	1:22.923	1:39.384	322.0	2:20:08.236
26	3	3:48.406 B	33.659	1:23.554	1:51.193	326.8	2:23:56.642
27	3	8:51.783	5:46.423	1:24.088	1:41.272	318.2	2:32:48.425
28	3	3:37.121	34.620	1:23.543	1:38.958	322.9	2:36:25.546
29	3	3:32.846	33.451	1:21.847	1:37.548	324.9	2:39:58.392
30	3	3:36.509	33.958	1:21.538	1:41.013	321.0	2:43:34.901
31	3	3:42.677 B	34.204	1:22.180	1:46.293	319.1	2:47:17.578
32	3	8:00.217	4:56.831	1:23.062	1:40.324	315.4	2:55:17.795
33	3	3:33.633	33.357	1:21.673	1:38.603	322.0	2:58:51.428
34	3	3:32.527	33.682	1:21.658	1:37.187	322.9	3:02:23.955
35	3	3:44.318 B	33.722	1:21.677	1:48.919	307.3	3:06:08.273
36	2	7:55.267	4:52.636	1:23.653	1:38.978	292.4	3:14:03.540
37	2	3:38.537	34.145	1:24.763	1:39.629	280.3	3:17:42.077
38	2	4:15.866 B	37.054	1:40.929	1:57.883	226.3	3:21:57.943
39	2	13:14.845	...	1:26.251	1:42.194	301.3	3:35:12.788
40	2	3:36.745	33.021	1:22.706	1:41.018	325.8	3:38:49.533
41	2	3:32.910	33.350	1:21.299	1:38.261	327.8	3:42:22.443
42	2	3:30.693	32.826	1:20.885	1:36.982	325.8	3:45:53.136
43	2	3:40.281 B	33.177	1:21.595	1:45.509	325.8	3:49:33.417
44	3	5:15.337	2:04.443	1:30.476	1:40.418	311.8	3:54:48.754
45	3	3:43.472	33.356	1:24.043	1:46.073	325.8	3:58:32.226
46	3	3:31.589	33.105	1:21.371	1:37.113	323.9	4:02:03.815
47	1	:27:20.115	33.465	1:26.770	...	323.9	5:29:23.930
48	1	3:45.203	35.496	1:25.651	1:44.056	321.0	5:33:09.133
49	1	3:45.890	35.194	1:23.658	1:47.038	323.9	5:36:55.023
50	1	3:43.722	35.301	1:23.908	1:44.513	321.0	5:40:38.745
51	1	3:48.646	36.364	1:24.371	1:47.911	288.5	5:44:27.391
52	1	3:44.285	35.239	1:24.888	1:44.158	321.0	5:48:11.676
53	1	3:47.789	35.467	1:23.768	1:48.554	320.1	5:51:59.465
54	1	3:45.318	35.400	1:26.315	1:43.603	322.0	5:55:44.783
55	1	4:17.893 B	35.040	1:23.291	2:19.562	320.1	6:00:02.676
56	1	14:44.464	...	1:27.980	1:45.609	312.7	6:14:47.140
57	1	3:42.833	35.258	1:23.597	1:43.978	322.0	6:18:29.973
58	1	3:42.658	35.309	1:23.799	1:43.550	321.0	6:22:12.631
59	1	3:46.444	36.241	1:24.688	1:45.515	303.0	6:25:59.075
60	1	3:44.578	36.021	1:25.597	1:42.960	308.2	6:29:43.653
61	1	4:11.291	34.862	1:38.900	1:57.529	322.0	6:33:54.944
62	1	6:17.303	39.222	3:04.774	2:33.307	109.1	6:40:12.247
63	1	3:54.947	40.136	1:28.160	1:46.651	286.9	6:44:07.194
64	1	3:50.358	36.803	1:28.023	1:45.532	309.1	6:47:57.552
65	1	3:59.278 B	36.581	1:24.777	1:57.920	323.9	6:51:56.830
66	2	8:36.414	5:32.133	1:24.780	1:39.501	298.8	7:00:33.244
67	2	3:36.010	33.329	1:22.422	1:40.259	324.9	7:04:09.254
68	2	3:32.501	33.296	1:21.359	1:37.846	322.9	7:07:41.755
69	2	4:26.381	33.011	2:07.975	1:45.395	323.9	7:12:08.136
70	2	3:51.082	33.042	1:39.049	1:38.991	308.2	7:15:59.218
71	2	3:32.566	33.171	1:22.378	1:37.017	324.9	7:19:31.784
72	2	3:32.691	33.031	1:22.442	1:37.218	327.8	7:23:04.475
73	2	3:30.837	32.982	1:21.219	1:36.636	322.9	7:26:35.312
74	2	3:37.118	32.964	1:22.172	1:41.982	296.4	7:30:12.430
75	2	3:39.805 B	33.307	1:21.512	1:44.986	322.9	7:33:52.235
76	3	12:50.491	9:43.891	1:25.767	1:40.833	288.5	7:46:42.726
77	3	3:39.390	35.453	1:23.004	1:40.933	321.0	7:50:22.116
78	3	3:37.249	33.877	1:21.972	1:41.400	325.8	7:53:59.365
79	3	3:41.885 B	33.889	1:22.394	1:45.602	326.8	7:57:41.250
80	3	11:07.873	8:05.378	1:22.679	1:39.816	321.0	8:08:49.123
81	3	4:19.885	33.370	1:21.429	2:25.086	322.0	8:13:09.008
82	3	4:35.182 B	33.081	1:23.045	2:39.056	324.9	8:17:44.190
83	3	9:53.239	6:47.866	1:24.128	1:41.245	316.3	8:27:37.429
84	3	3:31.077	33.010	1:21.269	1:36.798	326.8	8:31:08.506
85	3	3:34.479	35.019	1:21.119	1:38.341	323.9	8:34:42.985
86	3	3:34.676	35.380	1:21.307	1:37.989	322.0	8:38:17.661
87	3	4:18.370 B	32.911	1:20.271	2:25.188	325.8	8:42:36.031

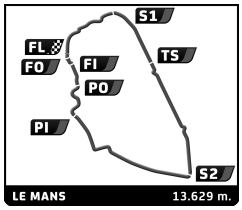

FIA WEC
Official Test 24 Hours of Le Mans
Official Test

Sector Analysis

Personal Best | Session Best | **B** Crossing the finish line in pit lane

22 G-Drive Racing — Oreca 07 - Gibson, LMP2

1.Memo ROJAS, 2.Ryo HIRAKAWA, 3.Jose GUTIERREZ, 4.Nicolas MINASSIAN

Lap	D	Time	Sector 1	Sector 2	Sector 3	T. Spd	Elapsed
1	3	21:20.701	...	1:30.149	1:50.224	266.5	21:20.701
2	3	4:14.740	56.674	1:32.007	1:46.059	290.8	25:35.441
3	3	3:45.660	35.221	1:26.560	1:43.879	315.4	29:21.101
4	3	3:41.919	34.796	1:24.505	1:42.618	320.1	33:03.020
5	3	3:51.656 B	35.179	1:25.416	1:51.061	322.9	36:54.676
6	3	11:47.997	8:30.006	1:27.474	1:50.517	251.0	48:42.673
7	3	4:10.413	1:05.223	1:24.023	1:41.167	314.5	52:53.086
8	3	3:37.820	33.813	1:22.930	1:41.077	323.9	56:30.906
9	3	4:57.124	36.851	2:39.212	1:41.061	79.4	1:01:28.030
10	3	3:36.535	33.807	1:22.501	1:40.227	322.9	1:05:04.565
11	3	3:39.001	33.757	1:23.856	1:41.388	273.9	1:08:43.566
12	3	3:38.285	33.682	1:22.437	1:42.166	327.8	1:12:21.851
13	3	3:40.603	34.709	1:24.360	1:41.534	312.7	1:16:02.454
14	3	4:12.003 B	35.486	1:22.976	2:13.541	325.8	1:20:14.457
15	1	13:48.134 B	...	1:28.675	1:54.749	317.2	1:34:02.591
16	1	7:19.384	4:09.086	1:25.363	1:44.935	322.9	1:41:21.975
17	1	3:39.965	35.419	1:23.339	1:41.207	325.8	1:45:01.940
18	1	3:38.742	34.010	1:22.715	1:42.017	323.9	1:48:40.682
19	1	3:39.588	34.576	1:22.105	1:42.907	326.8	1:52:20.270
20	1	3:35.937	34.080	1:22.046	1:39.811	324.9	1:55:56.207
21	1	3:33.915	33.607	1:21.570	1:38.738	326.8	1:59:30.122
22	1	3:36.470	33.988	1:22.026	1:40.456	324.9	2:03:06.592
23	1	3:35.213	33.380	1:22.271	1:39.562	328.8	2:06:41.805
24	1	3:43.729 B	33.638	1:22.123	1:47.968	327.8	2:10:25.534
25	2	8:07.478	4:55.750	1:26.143	1:45.585	291.6	2:18:33.012
26	2	3:41.002	34.314	1:24.249	1:42.439	272.5	2:22:14.014
27	2	3:39.756	33.620	1:23.980	1:42.156	311.8	2:25:53.770
28	2	3:38.847	34.811	1:23.353	1:40.683	323.9	2:29:32.617
29	2	3:36.100	33.953	1:22.855	1:39.292	324.9	2:33:08.717
30	2	3:36.907	33.569	1:22.484	1:40.854	321.0	2:36:45.624
31	2	3:38.791	34.195	1:22.741	1:41.855	325.8	2:40:24.415
32	2	3:34.967	35.334	1:21.828	1:37.805	323.9	2:43:59.382
33	2	3:33.851	33.194	1:21.376	1:39.281	323.9	2:47:33.233
34	2	3:48.316 B	35.319	1:24.175	1:48.822	273.2	2:51:21.549
35	2	20:14.517	...	1:24.145	1:40.352	315.4	3:11:36.066
36	2	3:33.239	33.096	1:21.279	1:38.864	324.9	3:15:09.305
37	2	3:31.150	33.442	1:20.647	1:37.061	324.9	3:18:40.455
38	2	3:32.096	33.791	1:20.863	1:37.442	324.9	3:22:12.551
39	2	3:42.851 B	33.257	1:21.934	1:47.660	303.9	3:25:55.402
40	3	6:10.721	2:57.629	1:26.917	1:46.175	303.9	3:32:06.123
41	3	3:40.961	35.803	1:24.066	1:41.092	321.0	3:35:47.084
42	3	3:36.702	34.094	1:22.530	1:40.078	321.0	3:39:23.786
43	3	3:38.288	34.443	1:24.346	1:39.499	326.8	3:43:02.074
44	3	3:41.365	37.457	1:23.098	1:40.810	325.8	3:46:43.439
45	3	3:37.626	33.904	1:22.700	1:41.022	322.9	3:50:21.065
46	3	3:38.550	33.919	1:25.799	1:38.832	283.9	3:53:59.615
47	3	3:33.947	34.119	1:21.628	1:38.200	327.8	3:57:33.562
48	3	3:47.978 B	33.727	1:24.712	1:49.539	327.8	4:01:21.540
49	2	:46:57.437	...	1:23.871	1:40.142	305.6	5:48:18.977
50	2	3:35.917	33.162	1:21.155	1:41.600	322.0	5:51:54.894
51	2	3:34.137	33.318	1:22.444	1:38.375	322.9	5:55:29.031
52	2	4:23.936 B	33.690	1:21.580	2:28.666	324.9	5:59:52.967
53	4	16:32.062	...	1:28.438	1:45.374	287.7	6:16:25.029
54	4	3:40.183	34.856	1:24.691	1:40.636	322.9	6:20:05.212
55	4	3:38.366	34.689	1:22.995	1:40.682	322.0	6:23:43.578
56	4	3:34.925	33.857	1:22.027	1:39.041	322.0	6:27:18.503
57	4	3:35.380	33.795	1:22.232	1:39.353	322.9	6:30:53.883
58	4	5:53.425 B	38.019	1:37.974	3:37.432	253.9	6:36:47.308
59	4	12:33.398	9:28.201	1:24.488	1:40.709	317.2	6:49:20.706
60	4	3:34.075	33.764	1:21.965	1:38.346	322.0	6:52:54.781
61	4	3:33.742	33.703	1:21.851	1:38.188	325.8	6:56:28.523
62	4	3:47.626 B	34.969	1:22.692	1:49.965	322.9	7:00:16.149
63	1	6:26.276	3:19.502	1:24.663	1:42.111	292.4	7:06:42.425
64	1	3:35.021	33.731	1:22.188	1:39.102	323.9	7:10:17.446
65	1	4:41.079 B	33.599	2:10.113	1:57.367	322.9	7:14:58.525

23 Panis Barthez Competition — LIGIER JSP217 - Gibson, LMP2

1.Fabien BARTHEZ, 2.Timothé BURET, 3.Nathanaël BERTHON, 4.Simon GACHET

Lap	D	Time	Sector 1	Sector 2	Sector 3	T. Spd	Elapsed
1	1	5:45.072 B	1:57.758	1:38.169	2:09.145	206.8	5:45.072
2	1	7:49.848	4:30.283	1:27.380	1:52.185	298.8	13:34.920
3	1	3:44.960	35.493	1:24.704	1:44.763	322.0	17:19.880
4	1	3:50.565	37.509	1:25.375	1:47.681	319.1	21:10.445
5	1	4:19.561 B	1:00.146	1:27.924	1:51.491	322.0	25:30.006
6	1	6:01.296	2:53.515	1:24.974	1:42.807	322.0	31:31.302
7	1	3:46.159	35.896	1:25.832	1:44.431	322.9	35:17.461
8	1	3:48.179	37.071	1:27.413	1:43.695	325.8	39:05.640
9	1	3:45.551	35.235	1:25.161	1:45.155	324.9	42:51.191
10	1	3:59.020 B	35.776	1:28.582	1:54.662	326.8	46:50.211
11	1	12:28.926	9:09.423	1:30.556	1:48.947	269.1	59:19.137
12	1	4:45.686	40.804	2:19.439	1:45.443	169.3	1:04:04.823
13	1	3:47.153	35.306	1:27.530	1:44.317	291.6	1:07:51.976
14	1	3:43.109	35.611	1:24.519	1:42.979	322.0	1:11:35.085
15	1	3:43.394	35.378	1:24.949	1:43.067	322.0	1:15:18.479
16	1	3:51.590 B	35.876	1:24.929	1:50.785	322.9	1:19:10.069
17	2	10:39.470	6:32.014	2:14.161	1:53.295	267.1	1:29:49.539
18	2	3:42.609	34.523	1:26.045	1:42.041	320.1	1:33:32.148
19	2	3:58.015	50.342	1:26.757	1:40.916	315.4	1:37:30.163
20	2	3:43.981	34.574	1:25.382	1:44.025	325.8	1:41:14.144
21	2	3:41.038	34.528	1:24.429	1:42.081	322.0	1:44:55.182
22	2	3:42.382	34.385	1:26.248	1:41.749	311.8	1:48:37.564
23	2	3:46.714 B	33.984	1:22.976	1:49.754	325.8	1:52:24.278
24	2	21:19.070	...	1:26.490	1:40.267	277.4	2:13:43.348
25	2	3:43.769	35.257	1:26.801	1:41.711	324.9	2:17:27.117
26	2	3:41.385	35.652	1:24.352	1:41.381	329.8	2:21:08.502
27	2	3:45.023	36.582	1:27.370	1:41.071	324.9	2:24:53.525
28	2	3:42.599	36.860	1:24.946	1:40.793	322.0	2:28:36.124
29	2	3:49.407 B	35.070	1:25.866	1:48.471	292.4	2:32:25.531
30	3	15:00.057	...	1:27.276	1:46.097	252.2	2:47:25.588
31	3	3:44.351	35.855	1:24.570	1:43.926	318.2	2:51:09.939
32	3	3:44.799	35.107	1:24.683	1:45.009	298.0	2:54:54.738
33	3	3:42.114	35.716	1:23.662	1:42.736	324.9	2:58:36.852
34	3	3:40.321	34.853	1:23.477	1:41.991	322.9	3:02:17.173
35	3	3:42.748	35.825	1:24.041	1:42.882	324.9	3:05:59.921
36	3	3:47.681 B	34.966	1:23.304	1:49.411	324.9	3:09:47.602
37	3	11:07.101 B	7:48.358	1:23.377	1:55.366	322.9	3:20:54.703
38	3	20:37.339 B	...	1:42.974	2:19.148	289.3	3:41:32.042
39	2	:06:22.602	...	1:24.860	1:41.707	312.7	5:47:54.644
40	2	3:35.315	33.705	1:22.165	1:39.445	322.0	5:51:29.959
41	2	3:34.449	34.352	1:21.624	1:38.473	326.8	5:55:04.408
42	2	3:42.381 B	34.570	1:22.210	1:45.601	322.9	5:58:46.789

FIA WEC
Official Test 24 Hours of Le Mans
Official Test

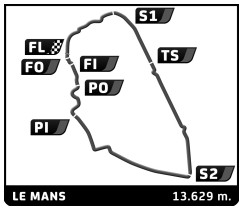

Sector Analysis

Personal Best | Session Best | **B** Crossing the finish line in pit lane

Lap	D	Time	Sector 1	Sector 2	Sector 3	T. Spd	Elapsed
43	2	17:22.754	...	1:25.476	1:42.440	281.0	6:16:09.543
44	2	4:33.539 B	34.052	1:31.996	2:27.491	326.8	6:20:43.082
45	1	:05:03.885	...	1:25.990	1:42.917	304.7	7:25:46.967
46	1	3:41.725	35.419	1:24.514	1:41.792	316.3	7:29:28.692
47	1	3:42.501	35.124	1:25.274	1:42.103	303.9	7:33:11.193
48	1	3:40.307	34.939	1:24.263	1:41.105	320.1	7:36:51.500
49	1	3:38.515	34.930	1:23.102	1:40.483	322.9	7:40:30.015
50	1	3:39.094	34.556	1:22.576	1:41.962	323.9	7:44:09.109
51	1	3:40.368	35.110	1:23.921	1:41.337	320.1	7:47:49.477
52	1	3:41.179	34.556	1:23.543	1:43.080	318.2	7:51:30.656
53	1	3:43.636	34.824	1:23.900	1:44.912	323.9	7:55:14.292
54	1	3:49.701 B	36.024	1:24.626	1:49.051	322.0	7:59:03.993
55	3	9:53.468	6:46.230	1:23.654	1:43.584	322.9	8:08:57.461
56	3	4:21.386	35.862	1:23.401	2:22.123	323.9	8:13:18.847
57	3	4:36.693	33.676	1:22.101	2:40.916	325.8	8:17:55.540
58	3	4:47.085	34.354	1:22.218	2:50.513	324.9	8:22:42.625
59	3	3:36.470	33.676	1:22.092	1:40.702	326.8	8:26:19.095
60	3	3:34.690	33.645	1:21.595	1:39.450	325.8	8:29:53.785
61	3	3:33.690	33.822	1:21.394	1:38.474	325.8	8:33:27.475
62	3	3:42.040 B	33.672	1:22.652	1:45.716	328.8	8:37:09.515
63	4	5:51.794	2:38.583	1:27.907	1:45.304	294.8	8:43:01.309
64	4	6:02.416 B	47.050	2:40.034	2:35.332	80.0	8:49:03.725

24 CEFC MANOR TRS RACING — Oreca 07 - Gibson, LMP2
1.Tor GRAVES 3.Jean-Eric VERGNE 2.Jonathan HIRSCHI

Lap	D	Time	Sector 1	Sector 2	Sector 3	T. Spd	Elapsed
1	3	5:20.077 B	1:05.831	1:49.779	2:24.467	213.0	5:20.077
2	3	14:38.667 B	...	1:31.969	2:01.399	247.0	19:58.744
3	3	10:33.971 B	7:11.891	1:28.040	1:54.040	270.4	30:32.715
4	3	13:44.903	...	1:28.010	1:44.310	310.0	44:17.618
5	3	3:38.036	33.748	1:22.564	1:41.724	322.0	47:55.654
6	3	4:23.983	1:05.360	1:23.510	1:55.113	319.1	52:19.637
7	3	3:32.858	32.859	1:21.511	1:38.488	326.8	55:52.495
8	3	3:44.955	33.626	1:27.500	1:43.829	300.5	59:37.450
9	3	4:25.296	54.244	1:50.279	1:40.773	291.6	1:04:02.746
10	3	3:38.489	33.459	1:23.706	1:41.324	321.0	1:07:41.235
11	3	3:43.950 B	33.299	1:21.479	1:49.172	324.9	1:11:25.185
12	2	8:50.698	5:40.639	1:26.128	1:43.931	309.1	1:20:15.883
13	2	3:42.633	34.462	1:23.679	1:44.492	317.2	1:23:58.516
14	2	4:58.944	1:04.977	2:06.013	1:47.954	322.9	1:28:57.460
15	2	3:36.605	33.672	1:22.400	1:40.533	318.2	1:32:34.065
16	2	3:48.185 B	33.365	1:21.760	1:53.060	322.9	1:36:22.250
17	1	8:59.007	5:38.170	1:31.170	1:49.667	297.2	1:45:21.257
18	1	3:47.577	36.936	1:26.406	1:44.235	302.2	1:49:08.834
19	1	3:41.220	34.874	1:24.657	1:41.689	324.9	1:52:50.054
20	1	3:40.703	34.310	1:24.810	1:41.583	311.8	1:56:30.757
21	1	3:38.305	33.840	1:22.715	1:41.750	325.8	2:00:09.062
22	1	3:39.839	34.037	1:22.596	1:43.206	323.9	2:03:48.901
23	1	3:37.669	34.016	1:23.411	1:40.242	323.9	2:07:26.570
24	1	3:35.066	33.964	1:22.250	1:38.852	319.1	2:11:01.636
25	1	3:41.882	37.547	1:22.324	1:42.011	321.0	2:14:43.518
26	1	4:24.502 B	34.294	1:23.654	2:26.554	310.0	2:19:08.020
27	2	18:21.222	...	1:33.144	1:43.964	262.6	2:37:29.242
28	2	3:37.889	33.695	1:22.554	1:41.640	322.9	2:41:07.131
29	2	3:36.767	34.104	1:22.532	1:40.131	321.0	2:44:43.898
30	2	3:36.128	33.627	1:23.184	1:39.317	322.9	2:48:20.026
31	2	3:35.208	33.532	1:22.048	1:39.628	323.9	2:51:55.234
32	2	3:36.654	34.462	1:22.664	1:39.528	321.0	2:55:31.888
33	2	3:35.502	33.764	1:22.629	1:39.109	299.7	2:59:07.390
34	2	3:44.122 B	35.171	1:22.401	1:46.550	294.0	3:02:51.512
35	2	:21:18.375	...	1:25.446	1:40.313	301.3	5:24:09.887
36	2	3:32.717	33.282	1:21.526	1:37.909	321.0	5:27:42.604
37	2	3:33.468	33.344	1:21.785	1:38.339	313.6	5:31:16.072
38	2	3:32.195	33.315	1:21.232	1:37.648	323.9	5:34:48.267
39	2	3:36.091	33.456	1:22.940	1:39.695	319.1	5:38:24.358
40	2	3:35.356	33.704	1:23.267	1:38.385	311.8	5:41:59.714
41	2	3:36.481	33.512	1:21.424	1:41.545	322.9	5:45:36.195
42	2	3:34.195	33.247	1:21.302	1:39.646	323.9	5:49:10.390
43	2	3:36.819	34.815	1:21.919	1:40.085	294.8	5:52:47.209
44	2	3:44.692 B	34.283	1:23.007	1:47.402	322.9	5:56:31.901
45	3	10:25.970 B	2:22.961	3:28.700	4:34.309	174.5	6:06:57.871
46	3	8:33.300	5:20.659	1:27.477	1:45.164	278.1	6:15:31.171
47	3	3:34.668	33.441	1:22.213	1:39.014	298.0	6:19:05.839
48	3	3:40.384	33.309	1:21.880	1:45.195	312.7	6:22:46.223
49	3	3:33.138	33.672	1:21.722	1:37.744	312.7	6:26:19.361
50	3	3:33.203	33.363	1:21.834	1:38.006	309.1	6:29:52.564
51	3	4:19.487	33.721	1:38.977	2:06.789	309.1	6:34:12.051
52	3	5:57.698	38.097	2:52.260	2:27.341	122.0	6:40:09.749
53	3	3:36.136	33.760	1:22.246	1:40.130	306.5	6:43:45.885
54	3	3:35.314	33.177	1:21.168	1:40.969	303.0	6:47:21.199
55	3	3:35.655	33.636	1:23.097	1:38.922	290.0	6:50:56.854
56	3	3:44.504 B	33.812	1:24.538	1:46.154	265.1	6:54:41.358
57	1	6:25.044	3:11.537	1:31.092	1:42.415	316.3	7:01:06.402
58	1	3:43.842	34.480	1:25.707	1:43.655	324.9	7:04:50.244
59	1	3:44.233	34.647	1:22.521	1:47.065	325.8	7:08:34.477
60	1	4:39.503	36.567	2:12.023	1:50.913	322.9	7:13:13.980
61	1	3:41.483	34.293	1:22.770	1:44.420	322.0	7:16:55.463
62	1	3:42.370	36.515	1:24.394	1:41.461	320.1	7:20:37.833
63	1	3:38.429	34.426	1:23.677	1:40.326	323.9	7:24:16.262
64	1	3:36.484	34.083	1:22.413	1:39.988	324.9	7:27:52.746
65	1	3:37.830	34.900	1:22.538	1:40.392	327.8	7:31:30.576
66	1	3:42.626 B	33.690	1:22.199	1:46.737	327.8	7:35:13.202
67	2	5:53.651	2:47.275	1:25.451	1:40.925	268.4	7:41:06.853
68	2	3:37.279	33.529	1:21.817	1:41.933	322.9	7:44:44.132
69	2	3:34.419	33.573	1:22.180	1:38.666	322.9	7:48:18.551
70	2	3:36.396	34.396	1:22.362	1:39.638	324.9	7:51:54.947
71	2	3:34.967	33.812	1:22.688	1:38.467	327.8	7:55:29.914
72	2	3:33.900	33.493	1:22.330	1:38.077	321.0	7:59:03.814
73	2	3:33.606	33.417	1:21.118	1:39.071	326.8	8:02:37.420
74	2	3:33.380	33.550	1:21.603	1:38.227	324.9	8:06:10.800
75	2	3:36.900	33.733	1:23.111	1:40.056	281.7	8:09:47.700
76	2	4:32.610 B	34.503	1:23.696	2:34.411	269.1	8:14:20.310
77	3	20:13.264	...	1:24.194	1:41.021	318.2	8:34:33.574
78	3	3:28.844	32.582	1:20.128	1:36.134	323.9	8:38:02.418
79	3	4:39.084	37.447	1:40.831	2:20.806	216.4	8:42:41.502
80	3	4:28.346 B	36.251	2:05.058	1:47.037	78.3	8:47:09.848

25 CEFC MANOR TRS RACING — Oreca 07 - Gibson, LMP2
1.Roberto GONZALEZ 3.Vitaly PETROV 2.Simon TRUMMER

Lap	D	Time	Sector 1	Sector 2	Sector 3	T. Spd	Elapsed
1	1	7:58.279 B	4:03.520	1:42.141	2:12.618	224.4	7:58.279
2	1	12:08.816	8:41.900	1:33.807	1:53.109	247.0	20:07.095
3	1	4:20.548	1:03.617	1:30.904	1:46.027	303.9	24:27.643
4	1	4:13.128	1:01.234	1:28.881	1:43.013	307.3	28:40.771

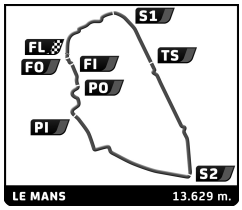

FIA WEC
Official Test 24 Hours of Le Mans
Official Test

Sector Analysis

Personal Best | Session Best | **B** Crossing the finish line in pit lane

Lap	D	Time	Sector 1	Sector 2	Sector 3	T. Spd	Elapsed
5	1	3:40.228	34.520	1:23.829	1:41.879	322.9	32:20.999
6	1	3:41.808	35.892	1:23.344	1:42.572	323.9	36:02.807
7	1	3:37.955	34.230	1:23.353	1:40.372	325.8	39:40.762
8	1	3:36.167	34.875	1:22.020	1:39.272	325.8	43:16.929
9	1	3:36.823	35.110	1:22.117	1:39.596	326.8	46:53.752
10	1	4:12.470	1:00.364	1:23.005	1:49.101	325.8	51:06.222
11	1	4:19.433 B	1:08.623	1:22.600	1:48.210	324.9	55:25.655
12	3	9:26.258	6:14.751	1:25.982	1:45.525	300.5	1:04:51.913
13	3	3:40.996	34.283	1:23.075	1:43.638	323.9	1:08:32.909
14	3	3:40.748	34.854	1:23.118	1:42.776	324.9	1:12:13.657
15	3	3:35.167	33.697	1:22.663	1:38.807	325.8	1:15:48.824
16	3	3:32.758	33.134	1:21.915	1:37.709	324.9	1:19:21.582
17	3	3:48.095 B	33.042	1:23.147	1:51.906	320.1	1:23:09.677
18	3	12:32.172	9:19.882	1:25.233	1:47.057	308.2	1:35:41.849
19	3	3:32.503	33.088	1:21.624	1:37.791	327.8	1:39:14.352
20	3	3:30.786	33.048	1:20.795	1:36.943	328.8	1:42:45.138
21	3	3:40.382 B	33.126	1:22.232	1:45.024	326.8	1:46:25.520
22	2	6:59.908	3:48.892	1:26.359	1:44.657	320.1	1:53:25.428
23	2	3:40.424	36.932	1:23.026	1:40.466	326.8	1:57:05.852
24	2	3:36.180	33.887	1:22.754	1:39.539	327.8	2:00:42.032
25	2	3:37.041	34.377	1:21.874	1:40.790	325.8	2:04:19.073
26	2	3:38.534	33.593	1:23.420	1:41.521	327.8	2:07:57.607
27	2	3:45.220 B	34.851	1:21.899	1:48.470	324.9	2:11:42.827
28	2	8:18.764	5:13.656	1:23.102	1:42.006	323.9	2:20:01.591
29	2	3:47.287	34.059	1:22.780	1:50.448	330.8	2:23:48.878
30	2	3:35.040	34.387	1:21.621	1:39.032	329.8	2:27:23.918
31	2	3:42.471 B	33.789	1:21.564	1:47.118	327.8	2:31:06.389
32	2	12:40.108	9:29.455	1:26.388	1:44.265	309.1	2:43:46.497
33	2	3:33.433	33.389	1:21.312	1:38.732	326.8	2:47:19.930
34	2	3:39.279	33.731	1:20.972	1:44.576	328.8	2:50:59.209
35	2	3:52.408 B	36.323	1:23.917	1:52.168	325.8	2:54:51.617
36	1	7:15.917 B	3:36.753	1:24.925	2:14.239	321.0	3:02:07.534
37	1	9:11.615	6:00.069	1:29.052	1:42.494	290.0	3:11:19.149
38	1	3:37.000	33.905	1:23.018	1:40.077	322.0	3:14:56.149
39	1	3:35.092	33.391	1:22.422	1:39.279	328.8	3:18:31.241
40	1	3:33.927	33.228	1:21.171	1:39.528	327.8	3:22:05.168
41	1	3:51.136	35.785	1:25.467	1:49.884	280.3	3:25:56.304
42	1	4:07.887	1:05.115	1:21.916	1:40.856	326.8	3:30:04.191
43	1	3:37.243	35.016	1:21.807	1:40.420	326.8	3:33:41.434
44	1	3:42.376 B	34.052	1:21.636	1:46.688	331.8	3:37:23.810
45	3	6:34.272	3:27.336	1:24.584	1:42.352	310.9	3:43:58.082
46	3	3:34.855	33.654	1:21.501	1:39.700	326.8	3:47:32.937
47	3	3:48.565 B	33.121	1:22.404	1:53.040	324.9	3:51:21.502
48	2	6:03.365	2:51.578	1:26.105	1:45.682	285.4	3:57:24.867
49	2	3:32.601	33.531	1:21.443	1:37.627	326.8	4:00:57.468
50	2	:55:17.100	35.959	1:28.962	...	272.5	5:56:14.568
51	2	4:14.395 B	33.357	1:21.417	2:19.621	324.9	6:00:28.963
52	2	15:20.650	...	1:28.648	1:48.304	277.4	6:15:49.613
53	2	3:33.281	33.604	1:21.874	1:37.803	326.8	6:19:22.894
54	2	3:32.808	33.795	1:21.269	1:37.744	326.8	6:22:55.702
55	2	3:32.492	33.465	1:21.458	1:37.569	327.8	6:26:28.194
56	2	3:33.835	33.964	1:21.397	1:38.474	326.8	6:30:02.029
57	2	6:32.302	33.959	2:20.609	3:37.734	303.0	6:36:34.331
58	2	4:51.987	1:02.561	2:09.509	1:39.917	160.3	6:41:26.318
59	2	3:32.270	33.409	1:20.897	1:37.964	327.8	6:44:58.588
60	2	3:31.161	33.148	1:20.623	1:37.390	328.8	6:48:29.749
61	2	3:41.986 B	33.316	1:21.435	1:47.235	330.8	6:52:11.735
62	3	5:33.051	2:30.186	1:23.504	1:39.361	322.9	6:57:44.786
63	3	3:37.183	33.971	1:22.930	1:40.282	312.7	7:01:21.969
64	3	3:33.783	33.595	1:21.992	1:38.196	322.9	7:04:55.752
65	3	3:35.809	33.839	1:22.195	1:39.775	323.9	7:08:31.561
66	3	4:33.714	37.871	2:10.114	1:45.729	322.0	7:13:05.275
67	3	3:31.379	33.198	1:21.316	1:36.865	324.9	7:16:36.654
68	3	3:34.121	33.141	1:20.708	1:40.272	325.8	7:20:10.775
69	3	3:30.570	32.968	1:20.338	1:37.264	327.8	7:23:41.345
70	3	3:35.422	34.308	1:21.696	1:39.418	325.8	7:27:16.767
71	3	3:39.408 B	32.795	1:22.277	1:44.336	326.8	7:30:56.175
72	1	32:02.340	...	1:27.188	1:41.468	286.9	8:02:58.515
73	1	3:34.747	33.679	1:21.617	1:39.451	327.8	8:06:33.262
74	1	3:38.353	34.436	1:23.977	1:39.940	328.8	8:10:11.615
75	1	4:23.715	34.067	1:21.974	2:27.674	327.8	8:14:35.330
76	1	5:48.297	34.074	1:36.575	3:37.648	276.7	8:20:23.627
77	1	4:21.815	33.982	1:22.530	2:25.303	286.9	8:24:45.442
78	1	3:36.840	35.968	1:21.662	1:39.210	325.8	8:28:22.282
79	1	3:34.636	34.109	1:21.478	1:39.049	326.8	8:31:56.918
80	1	3:34.923	33.564	1:21.460	1:39.899	329.8	8:35:31.841
81	1	3:41.545 B	34.002	1:20.889	1:46.654	329.8	8:39:13.386

26 **G-Drive Racing** — Oreca 07 - Gibson, LMP2
1.Roman RUSINOV, 2.Pierre THIRIET, 3.Alex LYNN, 4.Laurens VANTHOOR

Lap	D	Time	Sector 1	Sector 2	Sector 3	T. Spd	Elapsed
1	3	6:13.114	2:54.895	1:29.128	1:49.091	262.6	6:13.114
2	3	3:43.564	34.589	1:25.420	1:43.555	322.0	9:56.678
3	3	3:40.361	34.100	1:23.148	1:43.113	323.9	13:37.039
4	3	3:42.958	35.596	1:23.387	1:43.975	329.8	17:19.997
5	3	3:50.326 B	36.532	1:23.228	1:50.566	325.8	21:10.323
6	3	10:02.716	6:58.275	1:24.040	1:40.401	322.9	31:13.039
7	3	3:33.592	33.235	1:21.873	1:38.484	324.9	34:46.631
8	3	3:38.135	33.894	1:22.832	1:41.409	327.8	38:24.766
9	3	3:33.890	33.064	1:21.596	1:39.230	328.8	41:58.656
10	3	3:36.688	33.015	1:22.501	1:41.172	330.8	45:35.344
11	3	3:33.424	33.105	1:21.277	1:39.042	327.8	49:08.768
12	3	4:06.452	1:03.696	1:22.515	1:40.241	298.0	53:15.220
13	3	3:31.405	32.982	1:21.120	1:37.303	327.8	56:46.625
14	3	5:20.382 B	37.787	2:38.434	2:04.161	78.8	1:02:07.007
15	2	13:06.854	9:55.448	1:26.128	1:45.278	307.3	1:15:13.861
16	2	3:38.001	34.730	1:23.064	1:40.207	320.1	1:18:51.862
17	2	3:40.327	33.780	1:22.357	1:44.190	327.8	1:22:32.189
18	2	5:01.086	1:04.696	2:08.299	1:48.091	325.8	1:27:33.275
19	2	3:36.340	35.326	1:22.615	1:38.399	321.0	1:31:09.615
20	2	3:36.642	33.700	1:21.423	1:41.519	327.8	1:34:46.257
21	2	3:40.262	38.449	1:22.815	1:38.998	327.8	1:38:26.519
22	2	3:35.718	34.649	1:22.139	1:38.930	328.8	1:42:02.237
23	2	3:35.091	33.741	1:22.171	1:39.179	323.9	1:45:37.328
24	2	3:46.525 B	34.341	1:23.735	1:48.449	322.9	1:49:23.853
25	2	12:29.888	9:23.223	1:24.831	1:41.834	290.8	2:01:53.741
26	2	3:36.263	34.241	1:22.775	1:39.247	324.9	2:05:30.004
27	2	3:40.523	34.840	1:22.359	1:43.324	325.8	2:09:10.527
28	2	3:41.730	36.370	1:25.758	1:39.602	322.0	2:12:52.257
29	2	3:37.459	34.229	1:22.264	1:40.966	326.8	2:16:29.716
30	2	3:37.239	34.599	1:22.989	1:39.651	317.2	2:20:06.955
31	2	3:38.694	34.033	1:23.624	1:41.037	326.8	2:23:45.649
32	2	3:35.608	34.854	1:21.941	1:38.813	324.9	2:27:21.257
33	1	36:58.817	34.996	...	1:41.576	192.1	3:04:20.074

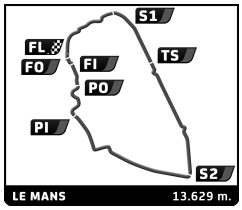

FIA WEC
Official Test 24 Hours of Le Mans
Official Test

Sector Analysis

Personal Best | Session Best | **B** Crossing the finish line in pit lane

Lap	D	Time	Sector 1	Sector 2	Sector 3	T. Spd	Elapsed
34	1	3:32.702	33.365	1:21.556	1:37.781	328.8	3:07:52.776
35	1	3:35.277	33.757	1:21.612	1:39.908	328.8	3:11:28.053
36	1	3:32.881	33.254	1:21.373	1:38.254	327.8	3:15:00.934
37	1	3:33.207	33.156	1:21.197	1:38.854	327.8	3:18:34.141
38	1	3:31.794	33.407	1:20.989	1:37.398	327.8	3:22:05.935
39	1	3:36.077	33.865	1:21.543	1:40.669	329.8	3:25:42.012
40	1	4:14.137	1:11.689	1:22.340	1:40.108	323.9	3:29:56.149
41	1	3:31.535	33.337	1:21.671	1:36.527	325.8	3:33:27.684
42	1	3:40.887 B	33.656	1:21.380	1:45.851	327.8	3:37:08.571
43	1	5:52.485	2:50.263	1:23.094	1:39.128	331.8	3:43:01.056
44	1	3:34.149	33.395	1:21.019	1:39.735	328.8	3:46:35.205
45	1	3:32.887	32.999	1:22.363	1:37.525	329.8	3:50:08.092
46	1	3:32.515	33.252	1:22.048	1:37.215	303.0	3:53:40.607
47	1	3:32.510	33.077	1:20.925	1:38.508	329.8	3:57:13.117
48	1	3:34.696	34.577	1:21.637	1:38.482	323.9	4:00:47.813
49	4	:05:54.360	33.302	1:23.063	...	326.8	5:06:42.173
50	4	3:34.438	34.529	1:22.436	1:37.473	326.8	5:10:16.611
51	4	3:33.834	33.265	1:20.991	1:39.578	325.8	5:13:50.445
52	4	3:30.414	33.093	1:20.853	1:36.468	323.9	5:17:20.859
53	4	3:44.175 B	33.181	1:21.910	1:49.084	323.9	5:21:05.034
54	4	8:37.527	5:33.347	1:22.934	1:41.246	312.7	5:29:42.561
55	4	3:30.320	32.612	1:20.169	1:37.539	327.8	5:33:12.881
56	4	3:48.782	33.284	1:31.249	1:44.249	330.8	5:37:01.663
57	4	3:29.585	32.636	1:20.251	1:36.698	328.8	5:40:31.248
58	4	3:32.126	33.078	1:21.542	1:37.506	328.8	5:44:03.374
59	4	3:31.934	33.749	1:21.521	1:36.664	327.8	5:47:35.308
60	4	3:31.048	32.844	1:20.318	1:37.886	326.8	5:51:06.356
61	4	3:30.401	33.130	1:21.332	1:35.939	330.8	5:54:36.757
62	4	3:31.372	33.453	1:20.083	1:37.836	327.8	5:58:08.129
63	4	8:16.463 B	39.340	3:05.492	4:31.631	210.9	6:06:24.592
64	3	11:38.260	8:36.327	1:22.714	1:39.219	326.8	6:18:02.852
65	3	3:34.354	33.551	1:23.018	1:37.785	326.8	6:21:37.206
66	3	3:36.665	33.446	1:21.283	1:41.936	328.8	6:25:13.871
67	3	3:37.511	35.030	1:23.196	1:39.285	327.8	6:28:51.382
68	3	4:23.027 B	33.147	1:21.434	2:28.446	326.8	6:33:14.409
69	3	11:59.685	8:55.860	1:24.138	1:39.687	323.9	6:45:14.094
70	3	3:29.113	32.754	1:20.353	1:36.006	327.8	6:48:43.207
71	3	3:32.756	33.126	1:21.017	1:38.613	328.8	6:52:15.963
72	3	3:33.397	33.019	1:21.055	1:39.323	329.8	6:55:49.360
73	3	3:45.641 B	33.211	1:24.260	1:48.170	328.8	6:59:35.001
74	2	33:28.692	...	1:23.484	1:39.703	318.2	7:33:03.693
75	2	3:33.686	33.782	1:21.792	1:38.112	323.9	7:36:37.379
76	2	3:33.153	33.552	1:21.338	1:38.263	326.8	7:40:10.532
77	2	3:35.463	33.309	1:21.716	1:40.438	325.8	7:43:45.995
78	2	3:36.724	33.562	1:21.773	1:41.389	326.8	7:47:22.719
79	2	3:40.550	33.376	1:22.006	1:45.168	326.8	7:51:03.269
80	2	3:31.934	33.755	1:21.134	1:37.045	327.8	7:54:35.203
81	2	3:33.273	33.190	1:21.373	1:38.710	327.8	7:58:08.476
82	2	3:32.267	33.772	1:21.627	1:36.868	326.8	8:01:40.743
83	2	3:39.208 B	33.845	1:20.810	1:44.553	326.8	8:05:19.951
84	1	7:57.413	4:10.879	1:22.212	2:24.322	322.9	8:13:17.364
85	1	4:32.387	33.201	1:20.511	2:38.675	330.8	8:17:49.751
86	1	4:47.365	32.940	1:20.977	2:53.448	327.8	8:22:37.116
87	1	3:30.500	33.109	1:20.746	1:36.645	329.8	8:26:07.616
88	1	3:34.095	33.142	1:21.505	1:39.448	325.8	8:29:41.711
89	1	3:35.720	35.990	1:21.075	1:38.655	327.8	8:33:17.431
90	1	3:32.760	33.995	1:21.979	1:36.786	328.8	8:36:50.191
91	1	3:42.889	33.036	1:22.505	1:47.348	327.8	8:40:33.080
92	1	3:50.853 B	38.136	1:29.433	1:43.284	313.6	8:44:23.933
93	3	11:16.830 B	2:24.790	4:17.303	4:34.737	78.8	8:55:40.763

27 SMP Racing — Dallara P217 - Gibson — LMP2
1.Maurizio MEDIANI 2.Sergey SIROTKIN 3.Victor SHAITAR

Lap	D	Time	Sector 1	Sector 2	Sector 3	T. Spd	Elapsed
1	2	29:37.154 B	...	1:33.912	1:59.265	252.8	29:37.154
2	2	20:11.346	...	1:29.405	1:53.594	293.2	49:48.500
3	2	4:12.377	1:06.704	1:23.824	1:41.849	331.8	54:00.877
4	2	3:50.121	35.722	1:22.535	1:51.864	333.9	57:50.998
5	2	5:04.224	43.190	2:39.544	1:41.490	79.4	1:02:55.222
6	2	3:35.592	34.207	1:22.044	1:39.341	336.0	1:06:30.814
7	2	3:36.585	33.647	1:22.384	1:40.554	339.1	1:10:07.399
8	2	3:35.500	34.180	1:22.383	1:38.937	337.0	1:13:42.899
9	2	3:47.680 B	34.295	1:23.770	1:49.615	336.0	1:17:30.579
10	2	34:57.365	...	1:24.349	1:40.418	311.8	1:52:27.944
11	2	3:36.680	34.933	1:21.331	1:40.416	338.1	1:56:04.624
12	2	3:36.041	34.921	1:21.212	1:39.908	339.1	1:59:40.665
13	2	3:34.325	34.550	1:21.454	1:38.321	334.9	2:03:14.990
14	2	3:46.965 B	33.889	1:21.013	1:52.063	337.0	2:07:01.955
15	3	:37:52.568	...	1:25.386	1:43.718	309.1	3:44:54.523
16	3	3:39.873	36.102	1:22.538	1:41.233	334.9	3:48:34.396
17	3	3:39.836	35.037	1:23.736	1:41.063	334.9	3:52:14.232
18	3	3:37.603	34.512	1:22.176	1:40.915	322.9	3:55:51.835
19	3	4:07.817 B	34.698	1:28.252	2:04.867	337.0	3:59:59.652
20	3	:29:32.058	...	1:24.900	1:40.999	263.2	5:29:31.710
21	3	3:37.728	34.359	1:21.873	1:41.496	337.0	5:33:09.438
22	3	3:37.460	35.178	1:21.561	1:40.721	336.0	5:36:46.898
23	3	3:37.132	34.828	1:21.780	1:40.524	338.1	5:40:24.030
24	3	3:37.742	34.809	1:21.972	1:40.961	336.0	5:44:01.772
25	3	3:37.890	34.714	1:22.465	1:40.711	332.9	5:47:39.662
26	3	3:35.336	34.395	1:21.269	1:39.672	336.0	5:51:14.998
27	3	3:55.411 B	34.601	1:24.334	1:56.476	336.0	5:55:10.409
28	3	:22:40.834	...	1:24.979	1:40.955	298.0	7:17:51.243
29	3	3:36.566	34.443	1:21.680	1:40.443	337.0	7:21:27.809
30	3	3:43.754	34.328	1:26.307	1:43.119	337.0	7:25:11.563
31	3	3:39.259	34.123	1:21.483	1:43.653	334.9	7:28:50.822
32	3	3:34.945	34.129	1:21.050	1:39.766	336.0	7:32:25.767
33	3	3:37.944	34.282	1:21.337	1:42.325	339.1	7:36:03.711
34	3	3:45.820 B	34.970	1:20.997	1:49.853	336.0	7:39:49.531
35	3	17:14.704	...	1:22.220	1:38.658	330.8	7:57:04.235
36	3	3:33.787	33.747	1:20.940	1:39.100	338.1	8:00:38.022
37	3	3:36.043	34.680	1:21.471	1:39.892	339.1	8:04:14.065
38	3	3:34.698	34.045	1:21.036	1:39.617	339.1	8:07:48.763
39	3	4:44.142 B	40.616	1:28.631	2:34.895	250.4	8:12:32.905
40	1	13:00.949	9:33.456	1:39.692	1:47.801	298.8	8:25:33.854
41	1	3:43.009	36.028	1:24.665	1:42.316	281.0	8:29:16.863
42	1	3:44.661	34.911	1:24.650	1:45.100	330.8	8:33:01.524
43	1	3:38.323	34.460	1:22.726	1:41.137	334.9	8:36:39.847
44	1	3:37.219	34.337	1:22.455	1:40.427	336.0	8:40:17.066
45	1	4:25.921	51.792	1:51.804	1:42.325	297.2	8:44:42.987
46	1	9:44.112 B	52.047	4:18.702	4:33.363	79.5	8:54:27.099

28 TDS Racing — Oreca 07 - Gibson — LMP2
1.François PERRODO 2.Matthieu VAXIVIERE 3.Emmanuel COLLARD 4.Nicky CATSBURG

Lap	D	Time	Sector 1	Sector 2	Sector 3	T. Spd	Elapsed
1	2	10:33.148	7:15.203	1:29.642	1:48.303	280.3	10:33.148

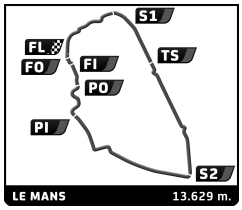

FIA WEC
Official Test 24 Hours of Le Mans
Official Test

Sector Analysis

Personal Best | Session Best | **B** Crossing the finish line in pit lane

Lap	D	Time	Sector 1	Sector 2	Sector 3	T. Spd	Elapsed
2	2	3:41.969	34.484	1:25.530	1:41.955	251.6	14:15.117
3	2	3:44.367	33.802	1:24.659	1:45.906	321.0	17:59.484
4	2	3:52.862	40.410	1:27.823	1:44.629	281.7	21:52.346
5	2	4:23.836 B	1:03.134	1:25.938	1:54.764	319.1	26:16.182
6	2	10:56.597	7:48.062	1:25.799	1:42.736	316.3	37:12.779
7	2	3:50.402 B	33.101	1:22.124	1:55.177	319.1	41:03.181
8	2	58:17.851	...	1:26.180	1:41.855	322.0	1:39:21.032
9	2	3:34.962	34.053	1:21.474	1:39.435	329.8	1:42:55.994
10	2	3:34.971	33.293	1:21.239	1:40.439	327.8	1:46:30.965
11	2	3:50.941 B	35.878	1:24.147	1:50.916	330.8	1:50:21.906
12	4	7:07.974	3:53.540	1:27.186	1:47.248	294.0	1:57:29.880
13	4	3:40.618	34.927	1:24.153	1:41.538	315.4	2:01:10.498
14	4	3:38.846	33.987	1:24.101	1:40.758	281.7	2:04:49.344
15	4	3:38.901	33.632	1:23.163	1:42.106	326.8	2:08:28.245
16	4	3:34.898	33.583	1:22.082	1:39.233	328.8	2:12:03.143
17	4	3:37.075	34.716	1:23.368	1:38.991	326.8	2:15:40.218
18	4	3:33.759	33.262	1:21.448	1:39.049	326.8	2:19:13.977
19	4	3:34.072	33.326	1:21.677	1:39.069	328.8	2:22:48.049
20	4	3:31.710	33.185	1:20.854	1:37.671	327.8	2:26:19.759
21	4	3:51.951 B	34.049	1:22.945	1:54.957	319.1	2:30:11.710
22	1	21:45.798	...	1:28.313	1:48.570	316.3	2:51:57.508
23	1	3:51.785	37.375	1:27.219	1:47.191	295.6	2:55:49.293
24	1	3:44.169	35.406	1:25.773	1:42.990	325.8	2:59:33.462
25	1	3:42.834	35.914	1:24.330	1:42.590	327.8	3:03:16.296
26	1	3:47.502	36.230	1:24.322	1:46.950	325.8	3:07:03.798
27	1	3:46.116	36.794	1:23.891	1:45.431	326.8	3:10:49.914
28	1	3:42.833	36.309	1:24.094	1:42.430	326.8	3:14:32.747
29	1	3:40.034	35.217	1:23.503	1:41.314	326.8	3:18:12.781
30	1	3:39.618	34.811	1:23.310	1:41.497	328.8	3:21:52.399
31	1	3:47.817 B	34.562	1:24.753	1:48.502	326.8	3:25:40.216
32	3	11:20.462	8:09.641	1:25.800	1:45.021	321.0	3:37:00.678
33	3	3:39.690	35.857	1:23.174	1:40.659	323.9	3:40:40.368
34	3	3:36.797	34.581	1:22.244	1:39.972	330.8	3:44:17.165
35	3	3:36.171	34.122	1:22.112	1:39.937	325.8	3:47:53.336
36	3	3:37.910	34.052	1:22.364	1:41.494	327.8	3:51:31.246
37	3	3:35.941	33.728	1:22.151	1:40.062	328.8	3:55:07.187
38	3	3:34.238	33.876	1:21.278	1:39.084	326.8	3:58:41.425
39	3	3:44.260 B	34.071	1:22.172	1:48.017	324.9	4:02:25.685
40	2	:21:26.276	...	1:24.576	1:40.669	321.0	5:23:51.961
41	2	3:32.779	33.586	1:21.279	1:37.914	326.8	5:27:24.740
42	2	3:37.203	35.945	1:22.471	1:38.787	327.8	5:31:01.943
43	2	3:36.419	33.331	1:23.325	1:39.763	329.8	5:34:38.362
44	2	3:43.638 B	34.310	1:22.756	1:46.572	329.8	5:38:22.000
45	2	7:12.650	4:07.851	1:23.498	1:41.301	324.9	5:45:34.650
46	2	3:35.451	33.226	1:21.024	1:41.201	325.8	5:49:10.101
47	2	3:36.128	34.511	1:22.012	1:39.605	327.8	5:52:46.229
48	2	3:51.060 B	34.829	1:23.237	1:52.994	325.8	5:56:37.289
49	4	19:03.335	...	1:25.330	1:40.621	284.7	6:15:40.624
50	4	3:34.652	33.831	1:21.724	1:39.097	327.8	6:19:15.276
51	4	3:44.539 B	33.390	1:21.826	1:49.323	325.8	6:22:59.815
52	4	6:34.405	3:31.707	1:22.696	1:40.002	302.2	6:29:34.220
53	4	4:23.301 B	33.140	1:43.386	2:06.775	307.3	6:33:57.521
54	1	11:20.135	8:12.245	1:26.014	1:41.876	294.8	6:45:17.656
55	1	3:41.648	34.563	1:25.356	1:41.729	325.8	6:48:59.304
56	1	3:42.879	34.834	1:24.018	1:44.027	324.9	6:52:42.183
57	1	3:40.495	34.854	1:23.595	1:42.046	325.8	6:56:22.678
58	1	3:45.758	36.726	1:25.201	1:43.831	319.1	7:00:08.436
59	1	3:43.533	35.658	1:23.946	1:43.929	327.8	7:03:51.969
60	1	3:43.135	35.072	1:23.782	1:44.281	320.1	7:07:35.104
61	1	4:34.642	36.435	2:06.614	1:51.593	322.9	7:12:09.746
62	1	3:59.317 B	34.747	1:36.845	1:47.725	325.8	7:16:09.063
63	3	7:02.413	3:52.068	1:25.222	1:45.123	322.9	7:23:11.476
64	3	3:35.923	34.043	1:22.314	1:39.566	323.9	7:26:47.399
65	3	3:36.519	33.947	1:22.288	1:40.284	326.8	7:30:23.918
66	3	3:34.196	33.678	1:21.614	1:38.904	324.9	7:33:58.114
67	3	3:36.502	34.036	1:21.490	1:40.976	324.9	7:37:34.616
68	3	3:33.093	33.703	1:21.158	1:38.232	326.8	7:41:07.709
69	3	3:38.031	33.679	1:21.338	1:43.014	328.8	7:44:45.740
70	3	3:33.934	33.775	1:21.397	1:38.762	326.8	7:48:19.674
71	3	3:37.099	34.388	1:22.352	1:40.359	327.8	7:51:56.773
72	3	3:41.334 B	33.778	1:21.811	1:45.745	329.8	7:55:38.107
73	2	11:51.208	8:46.505	1:23.460	1:41.243	322.0	8:07:29.315
74	2	3:38.266	35.303	1:22.630	1:40.333	325.8	8:11:07.581
75	2	4:25.852 B	33.558	1:21.273	2:31.021	327.8	8:15:33.433
76	2	11:56.310	8:30.966	1:43.999	1:41.345	182.7	8:27:29.743
77	2	3:30.375	33.204	1:20.406	1:36.765	329.8	8:31:00.118
78	2	3:33.943	33.142	1:20.365	1:40.436	329.8	8:34:34.061
79	2	3:40.200 B	33.604	1:21.548	1:45.048	328.8	8:38:14.261
80	1	6:14.374	2:55.061	1:36.467	1:42.846	267.8	8:44:28.635
81	1	8:39.852 B	38.289	3:25.717	4:35.846	79.6	8:53:08.487

29 **Racing Team Nederland** — Dallara P217 - Gibson — LMP2
1.Jan LAMMERS 2.Frits VAN EERD 3.Rubens BARRICHELLO

Lap	D	Time	Sector 1	Sector 2	Sector 3	T. Spd	Elapsed
1	1	4:34.916	59.393	1:39.986	1:55.537	229.7	4:34.916
2	1	3:55.249	38.126	1:28.209	1:48.914	250.4	8:30.165
3	1	4:03.805 B	39.477	1:28.268	1:56.060	246.4	12:33.970
4	3	8:07.044	4:39.756	1:33.448	1:53.840	242.0	20:41.014
5	3	4:25.451 B	1:01.769	1:28.119	1:55.563	306.5	25:06.465
6	2	7:08.215	3:52.202	1:27.388	1:48.625	283.2	32:14.680
7	2	4:00.525 B	37.559	1:25.663	1:57.303	286.9	36:15.205
8	1	6:58.782	3:51.649	1:24.492	1:42.641	285.4	43:13.987
9	1	3:38.797	34.620	1:22.416	1:41.761	333.9	46:52.784
10	1	4:06.043	53.912	1:23.143	1:48.988	333.9	50:58.827
11	1	4:09.101	1:02.284	1:22.067	1:44.750	336.0	55:07.928
12	1	3:44.654	34.372	1:21.178	1:49.104	338.1	58:52.582
13	1	5:02.860 B	40.546	2:31.673	1:50.641	79.4	1:03:55.442
14	3	7:25.864	4:12.380	1:25.267	1:48.217	262.6	1:11:21.306
15	3	3:39.733	35.041	1:22.584	1:42.108	333.9	1:15:01.039
16	3	3:40.324	34.328	1:22.060	1:43.936	337.0	1:18:41.363
17	3	4:04.058 B	34.895	1:30.079	1:59.084	329.8	1:22:45.421
18	3	7:52.446	3:47.379	2:14.342	1:50.725	270.4	1:30:37.867
19	3	3:42.776	34.531	1:22.730	1:45.515	336.0	1:34:20.643
20	3	3:41.668	36.822	1:23.347	1:41.499	337.0	1:38:02.311
21	3	3:48.952 B	34.487	1:24.510	1:49.955	339.1	1:41:51.263
22	2	6:41.029	3:28.652	1:24.790	1:47.587	322.0	1:48:32.292
23	2	3:48.028	36.557	1:24.358	1:47.113	286.9	1:52:20.320
24	2	3:47.089	37.651	1:23.937	1:45.501	334.9	1:56:07.409
25	2	3:46.659	36.434	1:24.519	1:45.706	331.8	1:59:54.068
26	2	3:46.436	36.301	1:23.902	1:46.233	331.8	2:03:40.504
27	2	3:51.566 B	36.457	1:23.724	1:51.385	329.8	2:07:32.070
28	3	7:23.380	4:11.156	1:28.275	1:43.949	251.0	2:14:55.450
29	3	3:39.524	36.474	1:22.199	1:40.851	336.0	2:18:34.974
30	3	3:37.435	34.862	1:22.284	1:40.289	332.9	2:22:12.409

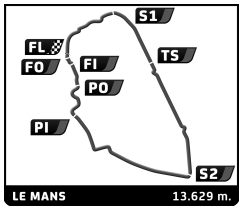

FIA WEC
Official Test 24 Hours of Le Mans
Official Test

Sector Analysis

Personal Best | Session Best | **B** Crossing the finish line in pit lane

Lap	D	Time	Sector 1	Sector 2	Sector 3	T. Spd	Elapsed
31	3	4:05.276 B	34.540	1:22.658	2:08.078	306.5	2:26:17.685
32	3	9:10.642	6:02.680	1:25.143	1:42.819	327.8	2:35:28.327
33	3	3:36.917	34.044	1:21.851	1:41.022	338.1	2:39:05.244
34	3	3:51.275 B	35.692	1:24.982	1:50.601	286.2	2:42:56.519
35	3	8:12.250	5:06.561	1:23.384	1:42.305	287.7	2:51:08.769
36	3	3:39.796	33.788	1:21.695	1:44.313	336.0	2:54:48.565
37	3	3:37.244	37.104	1:21.452	1:38.688	336.0	2:58:25.809
38	3	3:46.098 B	33.950	1:21.929	1:50.219	338.1	3:02:11.907
39	3	8:01.888	4:55.649	1:22.715	1:43.524	328.8	3:10:13.795
40	3	3:33.669	33.863	1:20.694	1:39.112	340.2	3:13:47.464
41	3	3:51.554 B	35.771	1:23.209	1:52.574	330.8	3:17:39.018
42	2	6:21.658	3:08.382	1:28.153	1:45.123	336.0	3:24:00.676
43	2	8:26.843 B	4:48.456	1:36.047	2:02.340	193.2	3:32:27.519
44	2	7:14.696	4:07.167	1:24.191	1:43.338	332.9	3:39:42.215
45	2	3:44.524	36.177	1:23.451	1:44.896	334.9	3:43:26.739
46	2	3:43.156	35.548	1:23.966	1:43.642	337.0	3:47:09.895
47	2	3:44.508	36.292	1:24.068	1:44.148	337.0	3:50:54.403
48	2	3:49.531	35.860	1:28.491	1:45.180	338.1	3:54:43.934
49	2	3:45.014	35.250	1:22.702	1:47.062	338.1	3:58:28.948
50	2	3:52.614 B	36.062	1:23.651	1:52.901	288.5	4:02:21.562
51	1	:09:22.061	...	1:24.108	1:41.912	324.9	5:11:43.623
52	1	3:37.661	34.315	1:21.954	1:41.392	330.8	5:15:21.284
53	1	4:13.662 B	34.772	1:41.273	1:57.617	332.9	5:19:34.946
54	1	5:40.513	2:33.609	1:25.399	1:41.505	278.1	5:25:15.459
55	1	3:42.498	38.116	1:22.642	1:41.740	337.0	5:28:57.957
56	1	3:51.156 B	36.853	1:22.819	1:51.484	333.9	5:32:49.113
57	1	6:02.568	2:55.576	1:23.936	1:43.056	289.3	5:38:51.681
58	1	3:39.198	34.818	1:22.917	1:41.463	329.8	5:42:30.879
59	1	3:49.799 B	35.443	1:23.027	1:51.329	329.8	5:46:20.678
60	1	8:22.671	5:16.949	1:23.866	1:41.856	329.8	5:54:43.349
61	1	3:39.911	35.440	1:22.910	1:41.561	331.8	5:58:23.260
62	1	8:39.548 B	39.833	3:23.957	4:35.758	177.9	6:07:02.808
63	3	12:45.081	9:31.778	1:29.894	1:43.409	243.1	6:19:47.889
64	3	3:36.255	33.969	1:22.852	1:39.434	331.8	6:23:24.144
65	3	3:33.647	33.753	1:21.090	1:38.804	328.8	6:26:57.791
66	3	3:47.498 B	36.128	1:23.295	1:48.075	333.9	6:30:45.289
67	3	12:56.249	9:47.089	1:24.782	1:44.378	298.0	6:43:41.538
68	3	3:42.547	34.042	1:22.370	1:46.135	336.0	6:47:24.085
69	3	3:44.826 B	34.288	1:21.428	1:49.110	333.9	6:51:08.911
70	2	8:07.603	4:57.748	1:25.001	1:44.854	327.8	6:59:16.514
71	2	3:45.330	35.604	1:24.032	1:45.694	330.8	7:03:01.844
72	2	3:44.520	37.684	1:23.232	1:43.604	332.9	7:06:46.364
73	2	3:45.202	36.160	1:24.667	1:44.375	329.8	7:10:31.566
74	2	4:48.132 B	38.217	2:08.495	2:01.420	327.8	7:15:19.698
75	3	9:15.404	6:08.839	1:23.686	1:42.879	310.9	7:24:35.102
76	3	3:33.304	33.590	1:20.817	1:38.897	333.9	7:28:08.406
77	3	3:38.756	33.606	1:23.499	1:41.651	334.9	7:31:47.162
78	3	3:43.130	36.643	1:24.435	1:42.052	337.0	7:35:30.292
79	3	3:39.456	35.346	1:23.373	1:40.737	336.0	7:39:09.748
80	3	3:35.351	34.056	1:21.320	1:39.975	333.9	7:42:45.099
81	3	3:38.735	36.040	1:21.431	1:41.264	337.0	7:46:23.834
82	3	3:40.656	34.618	1:24.971	1:41.067	333.9	7:50:04.490
83	3	3:47.377 B	35.310	1:22.962	1:49.105	334.9	7:53:51.867
84	2	5:04.537	1:57.277	1:23.437	1:43.823	332.9	7:58:56.404
85	2	3:45.639	35.720	1:23.539	1:46.380	333.9	8:02:42.043
86	2	3:47.761	37.342	1:24.314	1:46.105	313.6	8:06:29.804

31 **Vaillante Rebellion** — Oreca 07 - Gibson
1.Nicolas PROST 3.Bruno SENNA 2.Julien CANAL — LMP2

Lap	D	Time	Sector 1	Sector 2	Sector 3	T. Spd	Elapsed
1	1	10:18.062	7:05.525	1:26.689	1:45.848	315.4	10:18.062
2	1	3:42.461	35.537	1:24.916	1:42.008	321.0	14:00.523
3	1	3:41.614	34.079	1:23.690	1:43.845	324.9	17:42.137
4	1	3:39.499	34.501	1:22.966	1:42.032	324.9	21:21.636
5	1	4:07.097	58.761	1:27.345	1:40.991	316.3	25:28.733
6	1	3:40.102	35.812	1:24.741	1:39.549	302.2	29:08.835
7	1	3:34.818	33.527	1:22.416	1:38.875	322.0	32:43.653
8	1	3:47.129 B	34.099	1:24.358	1:48.672	325.8	36:30.782
9	1	19:51.054	...	1:25.243	1:40.160	292.4	56:21.836
10	1	4:41.133	33.768	2:25.938	1:41.427	78.7	1:01:02.969
11	1	3:37.137	34.406	1:22.115	1:40.616	325.8	1:04:40.106
12	1	3:38.109	33.390	1:21.974	1:42.745	332.9	1:08:18.215
13	1	3:42.616 B	33.494	1:22.156	1:46.966	328.8	1:12:00.831
14	2	34:08.254	...	1:25.104	1:42.973	319.1	1:46:09.085
15	2	3:51.162 B	33.873	1:24.034	1:53.255	324.9	1:50:00.247
16	2	31:56.568	...	1:24.894	1:40.961	313.6	2:21:56.815
17	2	3:35.949	34.174	1:22.107	1:39.668	328.8	2:25:32.764
18	2	3:32.959	33.490	1:21.363	1:38.106	326.8	2:29:05.723
19	2	3:34.562	33.730	1:21.827	1:39.005	325.8	2:32:40.285
20	2	3:37.102	33.613	1:21.399	1:42.090	325.8	2:36:17.387
21	2	3:37.690	34.350	1:22.010	1:41.330	326.8	2:39:55.077
22	2	3:42.466 B	33.590	1:21.539	1:47.337	324.9	2:43:37.543
23	2	8:23.221	5:19.940	1:23.159	1:40.122	322.9	2:52:00.764
24	2	3:39.263	34.602	1:22.754	1:41.907	326.8	2:55:40.027
25	2	3:35.826	34.904	1:22.035	1:38.887	326.8	2:59:15.853
26	2	3:38.355	33.850	1:22.349	1:42.156	322.0	3:02:54.208
27	2	3:34.825	33.592	1:21.299	1:39.934	325.8	3:06:29.033
28	2	3:34.709	33.757	1:21.667	1:39.285	331.8	3:10:03.742
29	2	3:36.471	34.648	1:21.749	1:40.074	326.8	3:13:40.213
30	2	3:36.361	33.950	1:21.528	1:40.883	326.8	3:17:16.574
31	2	3:37.173	34.633	1:23.010	1:39.530	325.8	3:20:53.747
32	2	3:45.140 B	33.838	1:22.896	1:48.406	330.8	3:24:38.887
33	3	14:58.799	...	1:23.763	1:42.208	314.5	3:39:37.686
34	3	3:39.151	34.099	1:22.427	1:42.625	324.9	3:43:16.837
35	3	3:43.837 B	33.883	1:22.388	1:47.566	326.8	3:47:00.674
36	3	4:59.349	1:58.212	1:22.298	1:38.839	324.9	3:52:00.023
37	3	3:36.040	33.551	1:21.300	1:41.189	329.8	3:55:36.063
38	3	3:30.535	33.355	1:20.501	1:36.679	330.8	3:59:06.598
39	3	3:31.278	33.044	1:20.523	1:37.711	326.8	4:02:37.876
40	2	:22:57.422	33.084	1:24.526	...	326.8	5:25:35.298
41	2	3:31.848	33.349	1:21.129	1:37.370	326.8	5:29:07.146
42	2	3:36.145	34.505	1:21.448	1:40.192	327.8	5:32:43.291
43	2	3:30.726	33.091	1:20.512	1:37.123	331.8	5:36:14.017
44	2	3:44.446 B	34.656	1:23.082	1:46.708	331.8	5:39:58.463
45	2	11:27.390	8:26.351	1:22.173	1:38.866	321.0	5:51:25.853
46	2	5:04.810 B	33.205	1:20.322	3:11.283	329.8	5:56:30.663
47	2	10:35.618 B	2:35.138	3:23.739	4:36.741	180.0	6:07:06.281
48	1	11:30.088	8:24.615	1:25.140	1:40.333	317.2	6:18:36.369
49	1	3:36.339	34.096	1:22.045	1:40.198	327.8	6:22:12.708
50	1	3:37.884	33.687	1:22.916	1:41.281	316.3	6:25:50.592
51	1	3:35.744	34.030	1:22.160	1:39.554	323.9	6:29:26.336
52	1	4:12.046 B	33.473	1:29.662	2:08.911	329.8	6:33:38.382
53	1	9:32.867	6:25.748	1:22.965	1:44.154	322.0	6:43:11.249
54	1	3:32.949	33.890	1:21.300	1:37.759	326.8	6:46:44.198

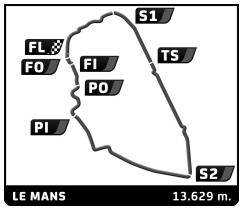

FIA WEC
Official Test 24 Hours of Le Mans
Official Test

Sector Analysis

Personal Best | Session Best | **B** Crossing the finish line in pit lane

Lap	D	Time	Sector 1	Sector 2	Sector 3	T. Spd	Elapsed
55	1	3:34.717	34.521	1:22.699	1:37.497	328.8	6:50:18.915
56	1	3:32.271	33.231	1:20.931	1:38.109	328.8	6:53:51.186
57	1	3:31.744	33.324	1:21.054	1:37.366	327.8	6:57:22.930
58	1	3:44.506 B	34.672	1:23.148	1:46.686	324.9	7:01:07.436
59	1	5:45.907	2:46.321	1:21.918	1:37.668	325.8	7:06:53.343
60	1	3:34.221	33.457	1:21.559	1:39.205	329.8	7:10:27.564
61	1	4:38.452 B	39.146	2:05.601	1:53.705	323.9	7:15:06.016
62	3	5:14.548	2:14.670	1:21.715	1:38.163	324.9	7:20:20.564
63	3	3:33.309	33.282	1:20.777	1:39.250	328.8	7:23:53.873
64	3	3:33.583	33.200	1:20.583	1:39.800	331.8	7:27:27.456
65	3	3:42.021 B	33.392	1:23.565	1:45.064	324.9	7:31:09.477
66	3	7:22.931	4:19.948	1:21.958	1:41.025	325.8	7:38:32.408
67	3	3:34.521	34.127	1:22.514	1:37.880	325.8	7:42:06.929
68	3	3:32.115	34.337	1:20.656	1:37.122	327.8	7:45:39.044
69	3	3:37.318 B	33.278	1:20.805	1:43.235	328.8	7:49:16.362
70	3	5:46.638	2:46.132	1:21.353	1:39.153	329.8	7:55:03.000
71	3	3:31.978	33.615	1:21.777	1:36.586	326.8	7:58:34.978
72	3	3:38.427 B	33.353	1:20.874	1:44.200	330.8	8:02:13.405
73	3	4:30.142	1:27.077	1:22.510	1:40.555	319.1	8:06:43.547
74	3	3:36.476	33.544	1:20.831	1:42.101	329.8	8:10:20.023
75	3	4:23.313 B	32.802	1:20.413	2:30.098	326.8	8:14:43.336
76	2	9:23.155	5:10.892	1:23.732	2:48.531	315.4	8:24:06.491
77	2	3:31.479	33.341	1:20.576	1:37.562	325.8	8:27:37.970
78	2	3:33.125	33.356	1:20.731	1:39.038	330.8	8:31:11.095
79	2	3:33.151	33.393	1:20.637	1:39.121	322.9	8:34:44.246
80	2	3:42.755 B	34.654	1:21.397	1:46.704	327.8	8:38:27.001

32 UNITED AUTOSPORTS
LIGIER JSP217 - Gibson
1.Will OWEN 3.Filipe ALBUQUERQUE 2.Hugo DE SADELEER
LMP2

Lap	D	Time	Sector 1	Sector 2	Sector 3	T. Spd	Elapsed
1	3	4:47.895 B	1:20.406	1:30.662	1:56.827	265.1	4:47.895
2	3	9:37.195	6:18.848	1:29.855	1:48.492	230.2	14:25.090
3	3	3:41.960	34.640	1:24.304	1:43.016	322.0	18:07.050
4	3	3:46.117	36.742	1:25.126	1:44.249	322.0	21:53.167
5	3	4:23.571 B	1:02.902	1:26.710	1:53.959	322.0	26:16.738
6	3	18:28.091	...	1:24.176	1:43.871	320.1	44:44.829
7	3	3:44.807	34.841	1:23.725	1:46.241	322.9	48:29.636
8	3	4:13.480 B	1:04.386	1:22.686	1:46.408	323.9	52:43.116
9	1	13:09.189	9:52.785	1:29.045	1:47.359	309.1	1:05:52.305
10	1	3:44.310	35.685	1:25.449	1:43.176	295.6	1:09:36.615
11	1	3:41.947	34.357	1:23.417	1:44.173	327.8	1:13:18.562
12	1	3:43.975	35.088	1:23.160	1:45.727	324.9	1:17:02.537
13	1	3:50.265 B	36.804	1:23.636	1:49.825	324.9	1:20:52.802
14	2	26:46.385	...	1:29.847	1:50.844	309.1	1:47:39.187
15	2	3:52.062	37.620	1:25.885	1:48.557	322.9	1:51:31.249
16	2	3:47.860	36.598	1:25.516	1:45.746	321.0	1:55:19.109
17	2	3:57.257 B	36.780	1:26.486	1:53.991	320.1	1:59:16.366
18	1	6:32.038	3:23.823	1:25.117	1:43.098	314.5	2:05:48.404
19	1	3:40.930	34.324	1:23.763	1:42.843	324.9	2:09:29.334
20	1	3:44.635	35.299	1:23.946	1:45.390	325.8	2:13:13.969
21	1	3:41.327	34.484	1:22.376	1:44.467	323.9	2:16:55.296
22	1	3:38.767	34.566	1:23.217	1:40.984	326.8	2:20:34.063
23	1	3:41.746	36.491	1:23.792	1:41.463	325.8	2:24:15.809
24	1	3:39.991	34.839	1:22.908	1:42.244	327.8	2:27:55.800
25	1	3:37.913	34.008	1:23.149	1:40.756	322.9	2:31:33.713
26	1	3:40.595	35.301	1:23.044	1:42.250	324.9	2:35:14.308
27	1	3:49.167 B	34.438	1:24.038	1:50.691	325.8	2:39:03.475
28	2	10:35.192	7:26.411	1:25.221	1:43.560	321.0	2:49:38.667
29	2	3:42.317	35.045	1:24.084	1:43.188	323.9	2:53:20.984
30	2	3:41.560	35.402	1:23.590	1:42.568	323.9	2:57:02.544
31	2	3:40.888	34.856	1:23.165	1:42.867	293.2	3:00:43.432
32	2	3:38.431	34.516	1:22.661	1:41.254	325.8	3:04:21.863
33	2	3:39.412	34.723	1:23.527	1:41.162	311.8	3:08:01.275
34	2	3:41.449	34.417	1:22.497	1:44.535	325.8	3:11:42.724
35	2	3:40.193	35.682	1:23.117	1:41.394	323.9	3:15:22.917
36	2	3:45.453	37.045	1:25.406	1:43.002	324.9	3:19:08.370
37	2	3:46.566 B	34.378	1:22.956	1:49.232	323.9	3:22:54.936
38	3	10:43.843	7:40.515	1:23.594	1:39.734	322.9	3:33:38.779
39	3	3:37.175	34.619	1:22.843	1:39.713	324.9	3:37:15.954
40	3	3:33.982	33.821	1:21.887	1:38.274	324.9	3:40:49.936
41	3	3:38.523	35.492	1:22.728	1:40.303	324.9	3:44:28.459
42	3	3:33.581	33.604	1:21.778	1:38.199	325.8	3:48:02.040
43	3	3:44.234 B	33.883	1:23.166	1:47.185	327.8	3:51:46.274
44	3	:27:56.162	...	1:27.830	1:41.378	311.8	5:19:42.436
45	3	3:35.675	33.524	1:23.166	1:38.985	324.9	5:23:18.111
46	3	3:34.967	34.518	1:21.908	1:38.541	322.9	5:26:53.078
47	3	3:43.947 B	33.690	1:22.123	1:48.134	323.9	5:30:37.025
48	3	27:38.443	...	1:24.580	1:40.058	319.1	5:58:15.468
49	3	8:44.221 B	40.066	3:29.342	4:34.813	178.8	6:06:59.689
50	3	8:21.203	4:21.778	2:17.190	1:42.235	257.0	6:15:20.892
51	3	3:40.000	33.700	1:26.019	1:40.281	323.9	6:19:00.892
52	3	3:34.143	33.505	1:21.752	1:38.886	326.8	6:22:35.035
53	3	3:33.484	33.626	1:21.678	1:38.180	328.8	6:26:08.519
54	3	3:44.549 B	34.821	1:22.262	1:47.466	324.9	6:29:53.068
55	3	16:56.171	...	1:23.559	1:39.198	324.9	6:46:49.239
56	3	3:41.161 B	33.589	1:22.930	1:44.642	319.1	6:50:30.400
57	1	8:01.636	4:56.828	1:23.961	1:40.847	322.9	6:58:32.036
58	1	3:37.620	34.446	1:22.640	1:40.534	327.8	7:02:09.656
59	1	3:36.809	34.067	1:22.964	1:39.778	326.8	7:05:46.465
60	1	10:33.041 B	35.110	1:22.167	8:35.764	324.9	7:16:19.506
61	1	13:11.237	...	1:25.230	1:41.491	309.1	7:29:30.743
62	1	3:40.982	34.960	1:24.968	1:41.054	257.0	7:33:11.725
63	1	3:38.224	34.859	1:22.991	1:40.374	318.2	7:36:49.949
64	1	3:38.606	34.736	1:22.358	1:41.512	317.2	7:40:28.555
65	1	3:39.464	34.165	1:22.704	1:42.595	325.8	7:44:08.019
66	1	3:45.145 B	34.245	1:22.586	1:48.314	327.8	7:47:53.164
67	3	8:18.934	5:15.862	1:23.258	1:39.814	327.8	7:56:12.098
68	3	3:32.358	33.471	1:21.380	1:37.507	330.8	7:59:44.456
69	3	3:31.907	33.331	1:21.023	1:37.553	331.8	8:03:16.363
70	3	3:44.697 B	35.174	1:22.969	1:46.554	330.8	8:07:01.060
71	2	19:24.690	...	1:23.742	1:40.862	325.8	8:26:25.750
72	2	3:50.270	35.083	1:22.670	1:52.517	327.8	8:30:16.020
73	2	3:43.767	35.701	1:23.451	1:44.615	330.8	8:33:59.787
74	2	3:36.061	34.444	1:21.780	1:39.837	330.8	8:37:35.848
75	2	4:15.974	33.901	1:22.819	2:19.254	333.9	8:41:51.822
76	2	3:47.356	38.679	1:25.917	1:42.760	322.0	8:45:39.178
77	2	9:43.260 B	43.502	4:17.676	4:42.082	79.8	8:55:22.438

33 EURASIA MOTORSPORT
LIGIER JSP217 - Gibson
1.Jacques NICOLET 3.Erik MARIS 2.Pierre NICOLET
LMP2

Lap	D	Time	Sector 1	Sector 2	Sector 3	T. Spd	Elapsed
1	2	5:31.172 B	1:33.023	1:44.190	2:13.959	185.6	5:31.172
2	2	12:16.065	8:48.523	1:33.878	1:53.664	224.0	17:47.237
3	2	4:05.124	38.675	1:29.972	1:56.477	312.7	21:52.361

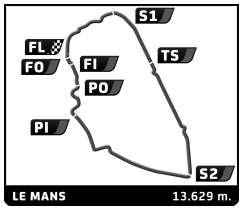

FIA WEC
Official Test 24 Hours of Le Mans
Official Test

Sector Analysis

Personal Best | Session Best | **B** Crossing the finish line in pit lane

Lap	D	Time	Sector 1	Sector 2	Sector 3	T. Spd	Elapsed
4	2	4:24.510	1:05.128	1:29.843	1:49.539	317.2	26:16.871
5	2	3:52.084	36.530	1:26.462	1:49.092	317.2	30:08.955
6	2	4:00.000 B	36.691	1:28.223	1:55.086	317.2	34:08.955
7	2	15:36.537	...	1:28.304	1:56.712	318.2	49:45.492
8	2	4:22.348	1:08.131	1:27.333	1:46.884	319.1	54:07.840
9	2	3:58.533 B	37.262	1:26.175	1:55.096	320.1	58:06.373
10	2	12:46.880	9:27.520	1:27.405	1:51.955	316.3	1:10:53.253
11	2	3:50.470	37.226	1:26.524	1:46.720	317.2	1:14:43.723
12	2	3:48.802	36.604	1:26.331	1:45.867	307.3	1:18:32.525
13	2	3:57.434 B	36.473	1:26.187	1:54.774	317.2	1:22:29.959
14	1	8:27.971 B	4:00.508	2:15.795	2:11.668	286.9	1:30:57.930
15	1	12:33.466	9:12.832	1:29.995	1:50.639	286.2	1:43:31.396
16	1	3:57.699	37.545	1:29.749	1:50.405	318.2	1:47:29.095
17	1	3:51.889	37.311	1:27.124	1:47.454	319.1	1:51:20.984
18	1	3:52.059	36.787	1:27.428	1:47.844	318.2	1:55:13.043
19	1	3:50.446	36.636	1:26.072	1:47.738	318.2	1:59:03.489
20	1	4:01.956 B	36.281	1:26.546	1:59.129	299.7	2:03:05.445
21	3	15:52.931	...	1:31.194	1:52.433	298.8	2:18:58.376
22	3	3:58.984	37.307	1:31.329	1:50.348	316.3	2:22:57.360
23	3	3:55.694	36.972	1:28.565	1:50.157	314.5	2:26:53.054
24	3	3:53.891	37.947	1:27.588	1:48.356	318.2	2:30:46.945
25	3	3:52.171	37.438	1:27.456	1:47.277	315.4	2:34:39.116
26	3	3:51.641	36.608	1:27.924	1:47.109	315.4	2:38:30.757
27	3	3:49.027	35.978	1:26.396	1:46.653	315.4	2:42:19.784
28	3	3:55.677 B	36.202	1:26.964	1:52.511	318.2	2:46:15.461
29	2	7:38.445	4:26.039	1:26.863	1:45.543	310.9	2:53:53.906
30	2	3:43.817	35.536	1:24.911	1:43.370	320.1	2:57:37.723
31	2	3:44.141	35.064	1:25.006	1:44.071	320.1	3:01:21.864
32	2	3:46.730	35.666	1:25.267	1:45.797	319.1	3:05:08.594
33	2	3:46.517	36.631	1:25.582	1:44.304	317.2	3:08:55.111
34	2	3:46.363	36.164	1:25.599	1:44.600	320.1	3:12:41.474
35	2	3:58.289 B	37.210	1:25.886	1:55.193	316.3	3:16:39.763
36	2	32:10.462	...	1:27.654	1:48.613	311.8	3:48:50.225
37	2	3:47.465	36.546	1:25.463	1:45.456	313.6	3:52:37.690
38	2	3:47.214	36.604	1:25.091	1:45.519	315.4	3:56:24.904
39	2	3:45.761	36.362	1:25.101	1:44.298	314.5	4:00:10.665
40	3	:38:25.833	36.101	1:30.166	...	317.2	5:38:36.498
41	3	3:46.586	35.466	1:25.913	1:45.207	313.6	5:42:23.084
42	3	3:51.683	35.815	1:27.846	1:48.022	307.3	5:46:14.767
43	3	3:47.223	35.760	1:26.145	1:45.318	314.5	5:50:01.990
44	3	3:48.487	35.701	1:25.799	1:46.987	316.3	5:53:50.477
45	3	3:46.671	36.032	1:26.318	1:44.321	313.6	5:57:37.148
46	3	12:37.366 B	6:30.822	3:44.132	2:22.412	79.7	6:10:14.514
47	1	17:12.366	...	1:29.560	1:48.528	305.6	6:27:26.880
48	1	3:53.734	36.604	1:27.088	1:50.042	315.4	6:31:20.614
49	1	5:37.225 B	44.844	1:43.617	3:08.764	215.5	6:36:57.839
50	1	7:21.326	4:02.841	1:29.433	1:49.052	297.2	6:44:19.165
51	1	3:54.284	37.368	1:26.959	1:49.957	318.2	6:48:13.449
52	1	4:08.128 B	39.354	1:30.396	1:58.378	301.3	6:52:21.577
53	1	27:23.647	...	1:28.678	1:47.470	301.3	7:19:45.224
54	1	3:51.228	37.573	1:27.370	1:46.285	300.5	7:23:36.452
55	1	3:48.217	36.203	1:26.481	1:45.533	314.5	7:27:24.669
56	1	3:47.540	35.918	1:25.750	1:45.872	315.4	7:31:12.209
57	1	3:50.376	36.125	1:27.488	1:46.763	305.6	7:35:02.585
58	1	4:00.081 B	37.844	1:26.085	1:56.152	315.4	7:39:02.666
59	1	5:42.949	2:31.604	1:26.175	1:45.170	314.5	7:44:45.615
60	1	3:44.523	35.944	1:24.837	1:43.742	316.3	7:48:30.138
61	1	3:44.456	35.413	1:24.623	1:44.420	316.3	7:52:14.594
62	1	3:51.996 B	35.890	1:24.177	1:51.929	318.2	7:56:06.590
63	2	9:00.507	5:34.360	1:31.668	1:54.479	316.3	8:05:07.097
64	2	3:52.145	36.467	1:26.685	1:48.993	316.3	8:08:59.242
65	2	4:29.736	37.249	1:26.508	2:25.979	309.1	8:13:28.978
66	2	5:35.140	36.866	1:25.984	3:32.290	314.5	8:19:04.118
67	2	5:42.016 B	38.452	1:48.377	3:15.187	196.3	8:24:46.134
68	3	10:26.995	7:04.472	1:33.603	1:48.920	195.3	8:35:13.129
69	3	3:51.044	36.479	1:27.364	1:47.201	310.9	8:39:04.173
70	3	3:56.776	38.920	1:30.185	1:47.671	314.5	8:43:00.949
71	3	6:57.712 B	46.468	2:45.515	3:25.729	80.2	8:49:58.661

34 **Tockwith Motorsports** — LIGIER JSP217 - Gibson — LMP2

1.Nigel MOORE
2.Philip HANSON
3.Karun CHANDHOK

Lap	D	Time	Sector 1	Sector 2	Sector 3	T. Spd	Elapsed
1	1	35:44.874 B	...	1:30.031	1:55.165	268.4	35:44.874
2	1	45:34.445	...	1:25.946	1:45.612	308.2	1:21:19.319
3	1	3:48.862	34.687	1:25.060	1:49.115	323.9	1:25:08.181
4	1	4:54.462	56.499	2:07.279	1:50.684	319.1	1:30:02.643
5	1	3:44.184	37.001	1:24.333	1:42.850	318.2	1:33:46.827
6	1	3:38.620	34.844	1:22.947	1:40.829	323.9	1:37:25.447
7	1	3:46.989 B	34.946	1:23.559	1:48.484	324.9	1:41:12.436
8	2	9:57.726	6:41.724	1:27.283	1:48.719	310.0	1:51:10.162
9	2	3:47.170	35.938	1:25.171	1:46.061	319.1	1:54:57.332
10	2	3:45.573	36.034	1:24.922	1:44.617	322.9	1:58:42.905
11	2	3:46.288	35.148	1:24.368	1:46.772	321.0	2:02:29.193
12	2	3:42.891	35.211	1:24.258	1:43.422	321.0	2:06:12.084
13	2	3:43.782	35.374	1:24.546	1:43.862	322.9	2:09:55.866
14	2	3:43.275	34.963	1:24.082	1:44.230	316.3	2:13:39.141
15	2	3:47.005	36.604	1:25.243	1:45.158	316.3	2:17:26.146
16	2	3:54.515 B	36.354	1:25.768	1:52.393	319.1	2:21:20.661
17	3	28:02.515	...	1:27.924	1:49.961	293.2	2:49:23.176
18	3	3:42.905	35.416	1:23.920	1:43.569	321.0	2:53:06.081
19	3	3:38.526	34.415	1:23.468	1:40.643	322.0	2:56:44.607
20	3	3:37.282	34.041	1:22.751	1:40.490	321.0	3:00:21.889
21	3	3:39.197	33.719	1:23.380	1:42.098	303.9	3:04:01.086
22	3	3:39.178	34.117	1:23.182	1:41.879	307.3	3:07:40.264
23	3	3:48.497 B	34.818	1:24.595	1:49.084	317.2	3:11:28.761
24	3	35:55.553	...	1:27.076	1:43.900	276.7	3:47:24.314
25	3	3:46.273 B	34.416	1:23.262	1:48.595	319.1	3:51:10.587
26	3	6:16.665	3:08.944	1:24.919	1:42.802	317.2	3:57:27.252
27	3	3:39.238	34.007	1:23.279	1:41.952	320.1	4:01:06.490
28	3	:22:03.908	34.702	1:27.699	...	317.2	6:23:10.398
29	3	3:39.926	34.411	1:23.026	1:42.489	319.1	6:26:50.324
30	3	4:02.061 B	37.852	1:25.906	1:58.303	318.2	6:30:52.385
31	3	12:47.021	9:34.187	1:26.813	1:46.021	310.9	6:43:39.406
32	3	3:42.861	35.078	1:23.071	1:44.712	314.5	6:47:22.267
33	3	3:48.022	35.495	1:23.554	1:48.973	314.5	6:51:10.289
34	3	3:37.688	33.804	1:22.923	1:40.961	322.0	6:54:47.977
35	3	3:34.385	33.802	1:22.136	1:38.447	319.1	6:58:22.362
36	3	4:02.024 B	37.068	1:28.754	1:56.202	312.7	7:02:24.386
37	2	19:47.912	...	1:26.985	1:46.546	304.7	7:22:12.298
38	2	3:45.724	35.150	1:24.201	1:46.373	316.3	7:25:58.022
39	2	3:42.995	35.469	1:23.898	1:43.628	318.2	7:29:41.017
40	2	3:43.955	35.019	1:23.662	1:45.274	320.1	7:33:24.972
41	2	3:41.929	35.511	1:23.571	1:42.847	318.2	7:37:06.901
42	2	3:41.158	35.669	1:23.426	1:42.063	317.2	7:40:48.059

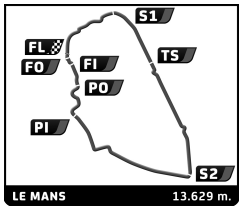

FIA WEC
Official Test 24 Hours of Le Mans
Official Test

Sector Analysis

Personal Best | Session Best | **B** Crossing the finish line in pit lane

Lap	D	Time	Sector 1	Sector 2	Sector 3	T. Spd	Elapsed
43	2	3:41.662	35.009	1:24.029	1:42.624	318.2	7:44:29.721
44	2	3:44.343	35.040	1:23.678	1:45.625	319.1	7:48:14.064
45	2	3:39.896	34.929	1:23.077	1:41.890	322.9	7:51:53.960
46	2	3:49.158 B	34.609	1:25.087	1:49.462	308.2	7:55:43.118
47	1	20:59.889	...	1:23.888	2:24.741	315.4	8:16:43.007
48	1	4:55.616	34.304	1:23.044	2:58.268	318.2	8:21:38.623
49	1	3:39.349	34.774	1:24.344	1:40.231	316.3	8:25:17.972
50	1	3:38.644	34.126	1:23.506	1:41.012	321.0	8:28:56.616
51	1	3:45.154 B	34.294	1:23.350	1:47.510	321.0	8:32:41.770
52	1	12:04.495	8:46.049	1:36.300	1:42.146	262.6	8:44:46.265
53	1	9:43.265 B	49.368	4:19.288	4:34.609	80.4	8:54:29.530

35 Signatech Alpine Matmut — Alpine A470 - Gibson, LMP2
1.Nelson PANCIATICI 3.André NEGRÃO 2.Pierre RAGUES

Lap	D	Time	Sector 1	Sector 2	Sector 3	T. Spd	Elapsed
1	2	5:26.032 B	1:28.441	1:45.111	2:12.480	188.5	5:26.032
2	3	16:44.555	...	1:37.119	1:52.589	225.8	22:10.587
3	3	4:14.584	1:01.563	1:28.075	1:44.946	316.3	26:25.171
4	3	3:42.575	34.975	1:23.900	1:43.700	325.8	30:07.746
5	3	3:40.250	34.355	1:23.423	1:42.472	324.9	33:47.996
6	3	3:38.251	34.305	1:23.128	1:40.818	322.9	37:26.247
7	3	3:40.602	33.915	1:25.367	1:41.320	323.9	41:06.849
8	3	3:42.091 B	33.479	1:22.476	1:46.136	325.8	44:48.940
9	3	21:04.613	...	1:26.085	1:41.889	320.1	1:05:53.553
10	3	3:37.391	34.732	1:23.358	1:39.301	310.9	1:09:30.944
11	3	3:43.978 B	34.386	1:22.630	1:46.962	327.8	1:13:14.922
12	1	26:00.273	...	1:25.455	1:42.347	319.1	1:39:15.195
13	1	3:35.778	33.640	1:23.598	1:38.540	328.8	1:42:50.973
14	1	3:38.457	33.303	1:21.678	1:43.476	325.8	1:46:29.430
15	1	3:36.023	33.463	1:22.820	1:39.740	326.8	1:50:05.453
16	1	3:34.008	34.342	1:21.671	1:37.995	327.8	1:53:39.461
17	1	3:48.698 B	35.459	1:22.917	1:50.322	327.8	1:57:28.159
18	2	15:46.224	...	1:28.481	1:44.149	276.7	2:13:14.383
19	2	3:38.012	34.623	1:22.665	1:40.724	324.9	2:16:52.395
20	2	3:39.680	34.778	1:23.910	1:40.992	327.8	2:20:32.075
21	2	3:37.951	34.123	1:22.783	1:41.045	327.8	2:24:10.026
22	2	3:44.997 B	34.573	1:22.748	1:47.676	328.8	2:27:55.023
23	2	8:36.118	5:32.110	1:24.410	1:39.598	322.9	2:36:31.141
24	2	3:35.887	33.320	1:22.737	1:39.830	324.9	2:40:07.028
25	2	3:32.066	33.042	1:21.154	1:37.870	326.8	2:43:39.094
26	2	3:34.390	33.977	1:21.905	1:38.508	322.0	2:47:13.484
27	2	3:39.387 B	33.241	1:21.659	1:44.487	327.8	2:50:52.871
28	3	28:07.658	...	1:26.334	1:41.430	253.9	3:19:00.529
29	3	3:34.359	33.517	1:22.227	1:38.615	322.0	3:22:34.888
30	3	3:41.595 B	33.504	1:22.666	1:45.425	324.9	3:26:16.483
31	3	8:00.017	4:58.660	1:23.580	1:37.777	310.9	3:34:16.500
32	3	3:31.411	32.914	1:20.963	1:37.534	323.9	3:37:47.911
33	3	3:34.649	33.769	1:22.267	1:38.613	327.8	3:41:22.560
34	3	3:37.770 B	33.170	1:20.853	1:43.747	329.8	3:45:00.330
35	3	4:58.214	1:52.826	1:24.194	1:41.194	325.8	3:49:58.544
36	3	3:36.749	32.863	1:24.761	1:39.125	326.8	3:53:35.293
37	3	3:29.809	33.062	1:20.792	1:35.955	327.8	3:57:05.102
38	3	3:35.561	33.142	1:22.442	1:39.977	326.8	4:00:40.663
39	1	:36:22.980	33.029	1:25.470	...	323.9	5:37:03.643
40	1	3:35.230	33.408	1:21.357	1:40.465	322.9	5:40:38.873
41	1	3:33.564	33.553	1:21.975	1:38.036	322.9	5:44:12.437
42	1	3:50.393 B	35.228	1:23.942	1:51.223	322.0	5:48:02.830
43	1	28:19.029	...	1:24.292	1:53.644	310.9	6:16:21.859
44	1	3:31.911	33.364	1:21.029	1:37.518	325.8	6:19:53.770
45	1	3:31.220	32.968	1:22.061	1:36.191	325.8	6:23:24.990
46	1	3:41.405 B	33.612	1:22.701	1:45.092	325.8	6:27:06.395
47	1	17:39.240	...	1:46.791	2:01.222	213.8	6:44:45.635
48	1	3:29.008	32.683	1:20.445	1:35.880	325.8	6:48:14.643
49	1	4:20.042	36.133	1:53.892	1:50.017	199.6	6:52:34.685
50	1	3:40.649 B	32.665	1:20.265	1:47.719	327.8	6:56:15.334
51	1	6:37.421	3:31.561	1:24.810	1:41.050	322.9	7:02:52.755
52	1	3:28.146	32.452	1:20.666	1:35.028	325.8	7:06:20.901
53	1	3:39.601	33.373	1:25.035	1:41.193	317.2	7:10:00.502
54	1	4:30.339 B	32.633	2:05.915	1:51.791	323.9	7:14:30.841
55	2	18:37.135	...	1:25.129	1:39.637	310.0	7:33:07.976
56	2	3:33.319	33.588	1:21.691	1:38.040	322.9	7:36:41.295
57	2	3:32.857	33.409	1:21.411	1:38.037	324.9	7:40:14.152
58	2	3:42.155 B	35.094	1:22.383	1:44.678	325.8	7:43:56.307
59	2	7:07.239	4:02.252	1:23.655	1:41.332	304.7	7:51:03.546
60	2	3:34.937	34.037	1:22.665	1:38.235	325.8	7:54:38.483
61	2	3:36.431	33.641	1:21.355	1:41.435	327.8	7:58:14.914
62	2	3:41.120 B	33.802	1:22.560	1:44.758	327.8	8:01:56.034
63	3	6:08.497	3:00.740	1:22.944	1:44.813	322.9	8:08:04.531
64	3	4:19.613	33.601	1:21.640	2:24.372	326.8	8:12:24.144
65	3	4:24.562 B	34.105	1:21.485	2:28.972	325.8	8:16:48.706
66	3	12:51.388	9:48.441	1:21.982	1:40.965	320.1	8:29:40.094
67	3	3:35.503	33.495	1:21.506	1:40.502	323.9	8:33:15.597
68	3	3:43.171 B	36.958	1:22.335	1:43.878	326.8	8:36:58.768
69	2	5:25.761	1:47.167	1:22.949	2:15.645	323.9	8:42:24.529
70	2	3:44.217	37.032	1:26.986	1:40.199	316.3	8:46:08.746
71	2	9:33.477 B	40.640	4:17.729	4:35.108	79.2	8:55:42.223

36 Signatech Alpine Matmut — Alpine A470 - Gibson, LMP2
1.Romain DUMAS 3.Matthew RAO 2.Gustavo MENEZES

Lap	D	Time	Sector 1	Sector 2	Sector 3	T. Spd	Elapsed
1	3	4:53.243 B	1:20.641	1:32.897	1:59.705	267.8	4:53.243
2	3	9:16.548	6:04.890	1:26.368	1:45.290	314.5	14:09.791
3	3	3:42.716	35.435	1:24.943	1:42.338	318.2	17:52.507
4	3	3:50.660	40.704	1:25.523	1:44.433	316.3	21:43.167
5	3	4:08.354	1:00.495	1:25.769	1:42.090	315.4	25:51.521
6	3	3:39.233	33.557	1:23.021	1:42.655	322.9	29:30.754
7	3	3:35.833	33.434	1:22.641	1:39.758	321.0	33:06.587
8	3	3:35.804	33.288	1:22.678	1:39.838	322.9	36:42.391
9	3	4:25.140 B	33.308	1:54.541	1:57.291	322.0	41:07.531
10	2	18:39.160	...	1:30.494	1:49.558	305.6	59:46.691
11	2	4:17.353	46.446	1:50.158	1:40.749	284.7	1:04:04.044
12	2	3:35.348	33.454	1:23.073	1:38.821	319.1	1:07:39.392
13	2	3:35.253	33.392	1:22.236	1:39.625	324.9	1:11:14.645
14	2	3:33.026	33.348	1:21.608	1:38.070	321.0	1:14:47.671
15	2	3:32.970	33.462	1:21.513	1:37.995	322.9	1:18:20.641
16	2	3:35.962	34.440	1:22.458	1:39.064	322.0	1:21:56.603
17	2	4:03.896 B	53.850	1:22.230	1:47.816	320.1	1:26:00.499
18	3	14:07.200	...	1:27.116	1:39.370	286.2	1:40:07.699
19	3	3:33.960	33.562	1:22.390	1:38.008	324.9	1:43:41.659
20	3	3:37.332	34.414	1:23.060	1:39.858	325.8	1:47:18.991
21	3	3:35.010	34.372	1:21.862	1:38.776	323.9	1:50:54.001
22	3	3:33.696	33.797	1:21.543	1:38.356	327.8	1:54:27.697
23	3	3:44.393 B	33.961	1:22.124	1:48.308	325.8	1:58:12.090
24	1	8:23.464	5:11.177	1:26.046	1:46.241	301.3	2:06:35.554

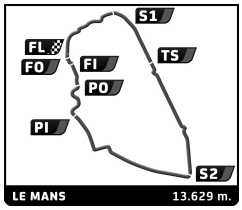

FIA WEC
Official Test 24 Hours of Le Mans
Official Test

Sector Analysis

Personal Best | Session Best | **B** Crossing the finish line in pit lane

Lap	D	Time	Sector 1	Sector 2	Sector 3	T. Spd	Elapsed
25	1	3:36.036	33.875	1:22.861	1:39.300	325.8	2:10:11.590
26	1	3:35.064	33.793	1:22.045	1:39.226	325.8	2:13:46.654
27	1	3:37.556	33.797	1:22.459	1:41.300	330.8	2:17:24.210
28	1	3:38.344	33.509	1:22.085	1:42.750	322.9	2:21:02.554
29	1	3:44.316 B	33.578	1:22.736	1:48.002	327.8	2:24:46.870
30	1	14:12.130	...	1:24.152	1:50.619	323.9	2:38:59.000
31	1	3:33.108	33.544	1:21.465	1:38.099	322.9	2:42:32.108
32	1	3:54.220	35.931	1:29.323	1:48.966	327.8	2:46:26.328
33	1	3:31.979	33.443	1:21.358	1:37.178	326.8	2:49:58.307
34	1	3:48.076 B	34.850	1:22.302	1:50.924	319.1	2:53:46.383
35	2	10:07.397	6:55.309	1:30.371	1:41.717	296.4	3:03:53.780
36	2	3:32.299	32.867	1:20.792	1:38.640	326.8	3:07:26.079
37	2	3:34.423	33.393	1:23.227	1:37.803	326.8	3:11:00.502
38	2	3:43.088 B	34.370	1:22.364	1:46.354	327.8	3:14:43.590
39	2	12:28.993	9:20.483	1:22.448	1:46.062	323.9	3:27:12.583
40	2	4:12.919	1:05.405	1:25.627	1:41.887	323.9	3:31:25.502
41	2	3:30.959	32.848	1:20.699	1:37.412	328.8	3:34:56.461
42	2	3:34.280	33.305	1:21.336	1:39.639	331.8	3:38:30.741
43	2	3:31.823	33.338	1:22.102	1:36.383	318.2	3:42:02.564
44	2	3:42.731 B	37.630	1:22.502	1:42.599	326.8	3:45:45.295
45	3	:47:15.666	...	1:23.920	1:38.908	321.0	5:33:00.961
46	3	3:33.278	33.476	1:21.852	1:37.950	326.8	5:36:34.239
47	3	3:33.904	33.268	1:21.851	1:38.785	325.8	5:40:08.143
48	3	3:32.951	33.498	1:21.525	1:37.928	324.9	5:43:41.094
49	3	3:33.022	33.196	1:21.557	1:38.269	325.8	5:47:14.116
50	3	3:34.563	33.528	1:21.636	1:39.399	328.8	5:50:48.679
51	3	3:36.191	33.446	1:21.438	1:41.307	326.8	5:54:24.870
52	3	3:34.939	34.314	1:21.898	1:38.727	324.9	5:57:59.809
53	3	8:24.898 B	36.393	3:15.825	4:32.680	200.0	6:06:24.707
54	2	19:34.622	...	1:24.740	1:41.918	318.2	6:25:59.329
55	2	3:38.249	34.616	1:23.562	1:40.071	323.9	6:29:37.578
56	2	4:14.176	33.805	1:41.655	1:58.716	325.8	6:33:51.754
57	2	6:13.459	38.850	3:06.436	2:28.173	108.7	6:40:05.213
58	2	3:34.543	34.143	1:21.760	1:38.640	331.8	6:43:39.756
59	2	3:40.999 B	34.971	1:21.646	1:44.382	325.8	6:47:20.755
60	2	12:07.576	9:05.463	1:22.044	1:40.069	323.9	6:59:28.331
61	2	3:33.611	33.392	1:22.534	1:37.685	323.9	7:03:01.942
62	2	3:36.159	33.938	1:21.904	1:40.317	325.8	7:06:38.101
63	2	3:39.475 B	33.336	1:21.008	1:45.131	324.9	7:10:17.576
64	1	5:54.552	2:42.801	1:28.790	1:42.961	318.2	7:16:12.128
65	1	3:34.794	33.845	1:22.009	1:38.940	323.9	7:19:46.922
66	1	3:34.812	34.085	1:22.095	1:38.632	326.8	7:23:21.734
67	1	3:32.527	33.483	1:21.447	1:37.597	324.9	7:26:54.261
68	1	3:42.018 B	33.481	1:21.771	1:46.766	327.8	7:30:36.279
69	1	11:22.901	8:16.059	1:22.666	1:44.176	322.0	7:41:59.180
70	1	3:33.303	33.660	1:21.759	1:37.884	322.9	7:45:32.483
71	1	3:34.277	34.096	1:21.675	1:38.506	324.9	7:49:06.760
72	1	3:43.513 B	33.401	1:21.302	1:48.810	323.9	7:52:50.273
73	1	12:38.748	9:34.291	1:23.678	1:40.779	321.0	8:05:29.021
74	1	3:30.501	33.252	1:20.818	1:36.431	324.9	8:08:59.522
75	1	4:27.530 B	34.651	1:25.331	2:27.548	326.8	8:13:27.052
76	3	16:57.952	...	1:23.686	1:40.279	318.2	8:30:25.004
77	3	3:38.726	34.315	1:21.923	1:42.488	327.8	8:34:03.730
78	3	3:33.130	33.572	1:21.220	1:38.338	329.8	8:37:36.860
79	3	4:12.195	33.652	1:21.588	2:16.955	333.9	8:41:49.055
80	3	3:42.286	37.338	1:25.010	1:39.938	309.1	8:45:31.341
81	3	9:30.162 B	39.011	4:20.799	4:30.352	79.1	8:55:01.503

37 **Jackie Chan DC Racing** — Oreca 07 - Gibson
1.David CHENG 3.Alex BRUNDLE 2.Tristan GOMMENDY — LMP2

Lap	D	Time	Sector 1	Sector 2	Sector 3	T. Spd	Elapsed
1	2	23:11.919	...	1:37.126	1:43.949	262.6	23:11.919
2	2	4:19.250 B	1:02.617	1:27.842	1:48.791	315.4	27:31.169
3	2	22:54.420 B	...	2:32.787	2:59.799	141.8	50:25.589
4	2	6:42.245	3:27.151	1:29.410	1:45.684	273.2	57:07.834
5	2	5:04.818	44.908	2:38.524	1:41.386	79.2	1:02:12.652
6	2	3:39.725	34.360	1:23.604	1:41.761	311.8	1:05:52.377
7	2	3:43.581 B	33.824	1:21.867	1:47.890	324.9	1:09:35.958
8	2	14:20.503	...	1:25.339	1:44.949	321.0	1:23:56.461
9	2	5:02.363	1:04.137	2:07.844	1:50.382	326.8	1:28:58.824
10	2	3:32.460	33.422	1:21.556	1:37.482	325.8	1:32:31.284
11	2	3:32.693	33.197	1:21.354	1:38.142	325.8	1:36:03.977
12	2	3:40.979 B	33.485	1:21.960	1:45.534	324.9	1:39:44.956
13	1	8:58.908	5:42.771	1:28.888	1:47.249	315.4	1:48:43.864
14	1	3:43.853	36.920	1:23.708	1:43.225	327.8	1:52:27.717
15	1	3:43.135	37.028	1:23.617	1:42.490	328.8	1:56:10.852
16	1	3:41.179	35.204	1:22.834	1:43.141	327.8	1:59:52.031
17	1	3:48.192 B	35.515	1:23.666	1:49.011	324.9	2:03:40.223
18	3	14:19.975	...	1:24.603	1:38.821	319.1	2:18:00.198
19	3	3:35.109	33.613	1:22.412	1:39.084	324.9	2:21:35.307
20	3	3:34.333	33.815	1:21.174	1:39.344	326.8	2:25:09.640
21	3	3:31.394	33.139	1:21.244	1:37.011	322.9	2:28:41.034
22	3	3:33.083	33.115	1:22.099	1:37.869	327.8	2:32:14.117
23	3	3:41.443 B	33.354	1:21.291	1:46.798	325.8	2:35:55.560
24	3	10:32.388	7:33.655	1:21.930	1:36.803	321.0	2:46:27.948
25	3	3:31.192	32.943	1:21.679	1:36.570	329.8	2:49:59.140
26	3	3:33.654	34.212	1:21.152	1:38.290	330.8	2:53:32.794
27	3	3:49.110 B	32.952	1:21.118	1:55.040	324.9	2:57:21.904
28	1	15:01.065	...	1:26.879	1:44.175	315.4	3:12:22.969
29	1	3:39.742	34.825	1:23.629	1:41.288	323.9	3:16:02.711
30	1	3:38.772	34.246	1:22.588	1:41.938	327.8	3:19:41.483
31	1	3:43.019	34.578	1:23.298	1:45.143	328.8	3:23:24.502
32	1	3:40.907	34.906	1:22.592	1:43.409	325.8	3:27:05.409
33	1	4:29.368 B	1:15.579	1:25.554	1:48.235	316.3	3:31:34.777
34	2	5:26.881	2:23.685	1:22.210	1:40.986	323.9	3:37:01.658
35	2	3:41.922	35.793	1:22.834	1:43.295	328.8	3:40:43.580
36	2	3:38.009	33.969	1:20.786	1:43.254	327.8	3:44:21.589
37	2	3:40.212 B	33.566	1:20.866	1:45.780	327.8	3:48:01.801
38	3	:17:49.219 B	...	2:52.624	4:35.844	156.1	6:05:51.020
39	3	9:38.321	6:31.979	1:23.531	1:42.811	322.0	6:15:29.341
40	3	3:29.104	32.697	1:20.729	1:35.678	331.8	6:18:58.445
41	3	3:29.367	32.832	1:20.231	1:36.304	330.8	6:22:27.812
42	3	3:41.847 B	33.084	1:20.415	1:48.348	328.8	6:26:09.659
43	3	4:51.822	1:45.563	1:20.978	1:45.281	326.8	6:31:01.481
44	3	5:50.538 B	43.392	1:50.662	3:16.484	193.9	6:36:52.019
45	3	8:02.417	5:04.447	1:21.494	1:36.476	322.9	6:44:54.436
46	3	3:29.337	32.533	1:19.839	1:36.965	328.8	6:48:23.773
47	3	3:41.639 B	32.971	1:23.781	1:44.887	328.8	6:52:05.412
48	2	5:00.852	1:57.249	1:22.868	1:40.735	326.8	6:57:06.264
49	2	3:33.637	33.706	1:22.120	1:37.811	328.8	7:00:39.901
50	2	3:35.429	33.160	1:20.364	1:41.905	329.8	7:04:15.330
51	2	3:40.212 B	33.371	1:21.641	1:45.200	329.8	7:07:55.542
52	2	6:05.654	2:11.529	2:08.214	1:45.911	317.2	7:14:01.196
53	2	3:34.675	33.272	1:22.041	1:39.362	327.8	7:17:35.871
54	2	3:35.230	33.304	1:20.425	1:41.501	326.8	7:21:11.101

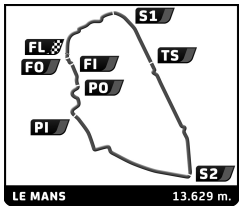

FIA WEC
Official Test 24 Hours of Le Mans
Official Test

Sector Analysis

Personal Best | Session Best | **B** Crossing the finish line in pit lane

Lap	D	Time	Sector 1	Sector 2	Sector 3	T. Spd	Elapsed
55	2	3:45.251 B	35.340	1:22.557	1:47.354	328.8	7:24:56.352
56	1	17:52.484	...	1:25.297	1:41.387	322.0	7:42:48.836
57	1	3:42.788	36.284	1:23.968	1:42.536	328.8	7:46:31.624
58	1	3:41.561	36.795	1:23.700	1:41.066	325.8	7:50:13.185
59	1	3:45.271	35.737	1:24.705	1:44.829	299.7	7:53:58.456
60	1	3:38.172	34.060	1:23.438	1:40.674	326.8	7:57:36.628
61	1	3:35.314	34.037	1:21.891	1:39.386	327.8	8:01:11.942
62	1	3:44.343 B	34.210	1:22.682	1:47.451	329.8	8:04:56.285
63	1	5:50.370	2:45.147	1:23.198	1:42.025	324.9	8:10:46.655
64	1	4:21.877	34.384	1:23.786	2:23.707	330.8	8:15:08.532
65	1	5:22.804	34.355	1:22.581	3:25.868	323.9	8:20:31.336
66	1	4:08.372	36.177	1:23.025	2:09.170	319.1	8:24:39.708
67	1	3:37.492	34.508	1:21.743	1:41.241	326.8	8:28:17.200
68	1	3:35.595	34.377	1:21.590	1:39.628	327.8	8:31:52.795
69	1	3:52.061 B	34.676	1:27.608	1:49.777	326.8	8:35:44.856

38 **Jackie Chan DC Racing** — Oreca 07 - Gibson, LMP2
1.Ho-Pin TUNG 2.Thomas LAURENT 3.Oliver JARVIS

Lap	D	Time	Sector 1	Sector 2	Sector 3	T. Spd	Elapsed
1	1	5:29.006 B	1:56.517	1:32.606	1:59.883	217.7	5:29.006
2	1	53:01.467	...	1:25.428	1:56.173	310.0	58:30.473
3	1	5:09.007	38.456	2:39.215	1:51.336	79.0	1:03:39.480
4	1	3:33.592	33.302	1:22.234	1:38.056	320.1	1:07:13.072
5	1	3:33.834	32.864	1:21.564	1:39.406	321.0	1:10:46.906
6	1	3:35.205	33.093	1:21.471	1:40.641	319.1	1:14:22.111
7	1	3:42.379 B	32.872	1:21.864	1:47.643	321.0	1:18:04.490
8	2	13:23.287	...	1:26.342	1:42.286	312.7	1:31:27.777
9	2	3:38.121	34.235	1:23.997	1:39.889	320.1	1:35:05.898
10	2	3:41.211	34.311	1:24.388	1:42.512	321.0	1:38:47.109
11	2	3:38.893	33.949	1:22.571	1:42.373	321.0	1:42:26.002
12	2	3:37.495	35.231	1:23.486	1:38.778	319.1	1:46:03.497
13	2	3:35.099	33.662	1:22.469	1:38.968	321.0	1:49:38.596
14	2	3:34.600	34.072	1:22.329	1:38.199	320.1	1:53:13.196
15	2	3:36.588	33.252	1:22.146	1:41.190	319.1	1:56:49.784
16	2	3:34.209	34.121	1:22.207	1:37.881	316.3	2:00:23.993
17	2	3:42.857 B	34.396	1:22.484	1:45.977	317.2	2:04:06.850
18	3	13:00.830	9:45.519	1:27.429	1:47.882	272.5	2:17:07.680
19	3	3:43.624	34.747	1:23.981	1:44.896	321.0	2:20:51.304
20	3	3:39.739	35.919	1:23.844	1:39.976	320.1	2:24:31.043
21	3	3:37.325	34.336	1:23.313	1:39.676	321.0	2:28:08.368
22	3	3:39.323	34.193	1:25.864	1:39.266	322.9	2:31:47.691
23	3	3:34.912	34.009	1:22.223	1:38.680	326.8	2:35:22.603
24	3	3:48.679 B	33.990	1:24.317	1:50.372	323.9	2:39:11.282
25	3	21:19.780	...	1:22.701	1:38.626	320.1	3:00:31.062
26	3	3:33.858	33.508	1:21.317	1:39.033	327.8	3:04:04.920
27	3	3:34.635	33.750	1:21.013	1:39.872	328.8	3:07:39.555
28	3	3:32.817	33.525	1:21.742	1:37.550	306.5	3:11:12.372
29	3	3:44.314 B	34.383	1:21.668	1:48.263	327.8	3:14:56.686
30	2	5:39.406	2:37.143	1:22.427	1:39.836	322.0	3:20:36.092
31	2	3:33.893	33.465	1:21.389	1:39.039	324.9	3:24:09.985
32	2	3:37.551	33.501	1:20.920	1:43.130	326.8	3:27:47.536
33	2	4:17.506 B	1:06.471	1:23.201	1:47.834	265.1	3:32:05.042
34	1	11:07.778	8:05.301	1:22.334	1:40.143	322.9	3:43:12.820
35	1	3:35.886	34.016	1:23.441	1:38.429	329.8	3:46:48.706
36	1	3:32.946	33.765	1:21.073	1:38.108	330.8	3:50:21.652
37	1	3:36.507	33.809	1:24.386	1:38.312	269.1	3:53:58.159
38	1	3:31.931	33.375	1:21.122	1:37.434	331.8	3:57:30.090
39	1	3:32.909	33.227	1:21.573	1:38.109	332.9	4:01:02.999
40	3	:43:36.411	34.811	1:26.357	...	255.1	6:44:39.410
41	3	3:30.778	33.553	1:20.099	1:37.126	331.8	6:48:10.188
42	3	3:36.210	33.140	1:23.688	1:39.382	332.9	6:51:46.398
43	3	3:46.347 B	33.745	1:20.698	1:51.904	332.9	6:55:32.745
44	3	6:33.192	3:32.365	1:21.430	1:39.397	327.8	7:02:05.937
45	3	3:30.630	33.588	1:20.540	1:36.502	327.8	7:05:36.567
46	3	3:31.845	33.256	1:20.349	1:38.240	326.8	7:09:08.412
47	3	4:39.534 B	36.826	2:07.809	1:54.899	323.9	7:13:47.946
48	1	5:17.634	2:03.575	1:24.036	1:50.023	310.9	7:19:05.580
49	1	3:37.153	36.333	1:22.339	1:38.481	327.8	7:22:42.733
50	1	3:34.578	33.294	1:21.415	1:39.869	330.8	7:26:17.311
51	1	3:39.393	34.026	1:23.065	1:42.302	329.8	7:29:56.704
52	1	3:41.306 B	32.977	1:20.525	1:47.804	328.8	7:33:38.010
53	1	6:20.266	3:09.405	1:25.852	1:45.009	311.8	7:39:58.276
54	1	3:33.236	33.039	1:19.919	1:40.278	331.8	7:43:31.512
55	1	3:31.137	33.356	1:20.363	1:37.418	330.8	7:47:02.649
56	1	3:29.924	33.044	1:20.256	1:36.624	328.8	7:50:32.573
57	1	3:51.322 B	33.823	1:21.158	1:56.341	322.0	7:54:23.895
58	2	4:56.202	1:57.064	1:20.968	1:38.170	326.8	7:59:20.097
59	2	3:30.703	32.913	1:21.485	1:36.305	330.8	8:02:50.800
60	2	3:33.886	33.971	1:20.840	1:39.075	331.8	8:06:24.686
61	2	3:30.668	33.493	1:20.677	1:36.498	329.8	8:09:55.354
62	2	4:19.956 B	33.559	1:20.516	2:25.881	328.8	8:14:15.310
63	2	6:17.873	1:43.837	1:21.303	3:12.733	323.9	8:20:33.183
64	2	3:59.906	34.615	1:20.804	2:04.487	326.8	8:24:33.089
65	2	3:30.631	33.603	1:20.481	1:36.547	328.8	8:28:03.720
66	2	4:33.813 B	32.996	1:20.732	2:40.085	330.8	8:32:37.533
67	2	12:19.347	9:15.129	1:26.055	1:38.163	311.8	8:44:56.880
68	2	9:33.518 B	40.023	4:19.135	4:34.360	75.4	8:54:30.398

39 **GRAFF** — Oreca 07 - Gibson, LMP2
1.Enzo GUIBBERT 2.Eric TROUILLET 3.James WINSLOW

Lap	D	Time	Sector 1	Sector 2	Sector 3	T. Spd	Elapsed
1	1	15:17.834 B	...	1:41.329	2:11.099	226.8	15:17.834
2	1	11:53.527 B	8:04.846	1:36.565	2:12.116	276.7	27:11.361
3	1	11:18.928	7:58.356	1:32.309	1:48.263	259.4	38:30.289
4	1	3:42.902	34.784	1:24.411	1:43.707	325.8	42:13.191
5	1	3:42.253	34.572	1:23.633	1:44.048	326.8	45:55.444
6	1	3:52.154 B	34.854	1:22.878	1:54.422	322.9	49:47.598
7	2	16:33.439	...	1:42.351	1:57.302	211.7	1:06:21.037
8	2	3:57.805	37.639	1:27.598	1:52.568	279.5	1:10:18.842
9	2	3:54.728	36.801	1:25.689	1:52.238	324.9	1:14:13.570
10	2	3:51.394	36.158	1:25.347	1:49.889	326.8	1:18:04.964
11	2	3:49.874	35.999	1:26.399	1:47.476	301.3	1:21:54.838
12	2	3:52.500	37.206	1:27.392	1:47.902	327.8	1:25:47.338
13	2	4:41.265	36.794	2:09.498	1:54.973	327.8	1:30:28.603
14	2	3:45.119	35.264	1:25.546	1:44.309	327.8	1:34:13.722
15	2	3:45.282	35.379	1:25.038	1:44.865	324.9	1:37:59.004
16	2	3:43.149	34.505	1:24.621	1:44.023	295.6	1:41:42.153
17	2	4:25.770 B	35.034	1:37.313	2:13.423	222.1	1:46:07.923
18	1	18:08.708	...	1:30.437	1:44.968	252.2	2:04:16.631
19	1	3:42.770	34.501	1:23.064	1:45.205	326.8	2:07:59.401
20	1	3:38.660	35.029	1:22.993	1:40.638	325.8	2:11:38.061
21	1	3:37.349	34.023	1:22.600	1:40.726	324.9	2:15:15.410
22	1	3:42.892	34.335	1:22.113	1:46.444	325.8	2:18:58.302
23	1	3:34.404	33.648	1:21.479	1:39.277	327.8	2:22:32.706

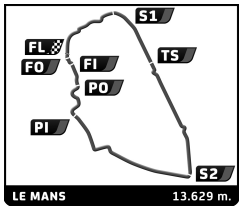

FIA WEC
Official Test 24 Hours of Le Mans
Official Test

Sector Analysis

Personal Best | Session Best | **B** Crossing the finish line in pit lane

Lap	D	Time	Sector 1	Sector 2	Sector 3	T. Spd	Elapsed
24	1	3:34.408	33.338	1:21.849	1:39.221	326.8	2:26:07.114
25	1	3:35.755	33.655	1:22.691	1:39.409	327.8	2:29:42.869
26	1	3:37.665	34.407	1:23.012	1:40.246	327.8	2:33:20.534
27	1	3:41.012 B	33.282	1:21.485	1:46.245	326.8	2:37:01.546
28	1	:11:16.082	...	1:49.853	1:46.262	184.0	5:48:17.628
29	1	3:36.235	33.305	1:21.043	1:41.887	325.8	5:51:53.863
30	1	3:34.757	33.405	1:21.864	1:39.488	326.8	5:55:28.620
31	1	4:23.232 B	33.683	1:21.164	2:28.385	327.8	5:59:51.852
32	3	18:26.141	...	1:32.498	1:55.959	247.0	6:18:17.993
33	3	3:50.248	37.004	1:26.929	1:46.315	321.0	6:22:08.241
34	3	3:48.459	36.322	1:26.164	1:45.973	321.0	6:25:56.700
35	3	3:50.489	36.868	1:26.788	1:46.833	296.4	6:29:47.189
36	3	4:23.102	35.907	1:39.954	2:07.241	323.9	6:34:10.291
37	3	6:02.361	39.369	2:52.048	2:30.944	107.6	6:40:12.652
38	3	3:53.669	38.489	1:28.519	1:46.661	326.8	6:44:06.321
39	3	3:48.937	36.325	1:26.217	1:46.395	314.5	6:47:55.258
40	3	3:43.102	35.397	1:24.265	1:43.440	326.8	6:51:38.360
41	3	3:42.707	35.489	1:23.702	1:43.516	322.9	6:55:21.067
42	3	3:58.568 B	37.581	1:25.603	1:55.384	271.8	6:59:19.635
43	2	18:04.399	...	1:33.979	1:51.987	231.2	7:17:24.034
44	2	3:46.653	35.742	1:25.165	1:45.746	322.0	7:21:10.687
45	2	3:43.620	35.480	1:24.132	1:44.008	324.9	7:24:54.307
46	2	3:43.869	35.117	1:24.092	1:44.660	323.9	7:28:38.176
47	2	3:43.505	35.184	1:23.600	1:44.721	324.9	7:32:21.681
48	2	3:43.523	35.014	1:23.421	1:45.088	327.8	7:36:05.204
49	2	3:42.155	34.621	1:23.010	1:44.524	326.8	7:39:47.359
50	2	3:43.985	34.826	1:23.614	1:45.545	325.8	7:43:31.344
51	2	3:44.652	35.680	1:23.590	1:45.382	327.8	7:47:15.996
52	2	3:58.276 B	37.300	1:24.409	1:56.567	322.9	7:51:14.272
53	3	20:24.519	...	1:37.565	1:57.630	267.1	8:11:38.791
54	3	4:45.915	38.471	1:29.598	2:37.846	307.3	8:16:24.706
55	3	5:13.588	34.330	1:25.287	3:13.971	322.0	8:21:38.294
56	3	4:23.676 B	43.411	1:37.852	2:02.413	236.2	8:26:01.970
57	3	6:18.943	3:07.362	1:24.727	1:46.854	316.3	8:32:20.913
58	3	3:37.693	34.233	1:22.743	1:40.717	323.9	8:35:58.606
59	3	3:40.343	34.380	1:23.070	1:42.893	325.8	8:39:38.949
60	3	3:36.160	34.400	1:22.006	1:39.754	325.8	8:43:15.109
61	3	7:04.665 B	43.070	2:48.761	3:32.834	78.7	8:50:19.774

40 GRAFF — Oreca 07 - Gibson — LMP2
1.James ALLEN 2.Franck MATELLI 3.Richard BRADLEY

Lap	D	Time	Sector 1	Sector 2	Sector 3	T. Spd	Elapsed
1	1	6:46.784 B	3:08.695	1:33.351	2:04.738	247.6	6:46.784
2	1	7:55.276	4:37.483	1:28.090	1:49.703	260.7	14:42.060
3	1	3:48.332	35.917	1:26.828	1:45.587	287.7	18:30.392
4	1	3:49.705	36.675	1:24.374	1:48.656	312.7	22:20.097
5	1	4:12.808	1:03.099	1:26.326	1:43.383	322.0	26:32.905
6	1	3:44.022	34.040	1:22.734	1:47.248	327.8	30:16.927
7	1	3:41.643	35.593	1:22.643	1:43.407	328.8	33:58.570
8	1	4:42.102 B	1:26.352	1:25.605	1:50.145	321.0	38:40.672
9	1	57:46.810	...	1:23.229	1:46.732	322.0	1:36:27.482
10	1	3:37.112	34.156	1:23.792	1:39.164	327.8	1:40:04.594
11	1	3:34.071	33.418	1:21.322	1:39.331	328.8	1:43:38.665
12	1	3:48.601 B	33.887	1:22.583	1:52.131	331.8	1:47:27.266
13	2	11:46.475	8:25.684	1:31.264	1:49.527	276.7	1:59:13.741
14	2	3:42.829	35.238	1:24.256	1:43.335	290.8	2:02:56.570
15	2	3:42.908	34.447	1:23.435	1:45.026	328.8	2:06:39.478
16	2	3:38.622	34.225	1:22.746	1:41.651	326.8	2:10:18.100
17	2	3:39.470	34.296	1:23.533	1:41.641	326.8	2:13:57.570
18	2	3:36.986	33.980	1:22.682	1:40.324	326.8	2:17:34.556
19	2	3:38.410	34.065	1:22.494	1:41.851	328.8	2:21:12.966
20	2	3:38.206	34.109	1:22.860	1:41.237	329.8	2:24:51.172
21	2	3:36.555	33.856	1:22.804	1:39.895	325.8	2:28:27.727
22	2	3:53.619 B	35.511	1:23.521	1:54.587	326.8	2:32:21.346
23	3	17:50.558	...	1:25.594	1:40.590	299.7	2:50:11.904
24	3	3:37.109	34.399	1:22.860	1:39.850	327.8	2:53:49.013
25	3	3:38.736	34.164	1:22.769	1:41.803	323.9	2:57:27.749
26	3	3:34.703	34.272	1:21.972	1:38.459	324.9	3:01:02.452
27	3	3:34.854	34.178	1:22.429	1:38.247	324.9	3:04:37.306
28	3	3:45.990 B	35.580	1:22.633	1:47.777	323.9	3:08:23.296
29	3	5:34.057	2:32.514	1:22.114	1:39.429	324.9	3:13:57.353
30	3	3:36.603	35.062	1:22.421	1:39.120	322.9	3:17:33.956
31	3	3:33.547	34.082	1:21.348	1:38.117	328.8	3:21:07.503
32	3	3:45.471 B	33.843	1:21.239	1:50.389	324.9	3:24:52.974
33	3	18:47.009	...	1:26.699	1:52.806	253.3	3:43:39.983
34	3	3:33.080	33.643	1:21.545	1:37.892	328.8	3:47:13.063
35	3	3:30.945	33.343	1:21.219	1:36.383	327.8	3:50:44.008
36	3	3:38.172	33.148	1:24.256	1:40.768	329.8	3:54:22.180
37	3	3:30.525	33.199	1:21.035	1:36.291	329.8	3:57:52.705
38	3	3:41.562 B	33.760	1:21.611	1:46.191	323.9	4:01:34.267
39	2	:24:23.063	...	1:27.176	1:44.478	303.0	6:25:57.330
40	2	3:40.934	35.793	1:24.047	1:41.094	306.5	6:29:38.264
41	2	4:20.700 B	33.923	1:41.385	2:05.392	327.8	6:33:58.964
42	3	10:31.141	7:26.352	1:22.646	1:42.143	322.9	6:44:30.105
43	3	3:36.237	33.159	1:23.316	1:39.762	323.9	6:48:06.342
44	3	3:37.439	34.139	1:21.688	1:41.612	329.8	6:51:43.781
45	3	3:37.495	33.606	1:22.579	1:41.310	329.8	6:55:21.276
46	3	3:42.644 B	34.649	1:22.548	1:45.447	322.0	6:59:03.920
47	1	7:34.128	4:20.693	1:27.923	1:45.512	322.0	7:06:38.048
48	1	3:35.634	34.263	1:22.695	1:38.676	326.8	7:10:13.682
49	1	5:06.942	1:12.338	2:07.469	1:47.135	322.0	7:15:20.624
50	1	3:35.984	33.810	1:23.227	1:38.947	325.8	7:18:56.608
51	1	3:37.007	33.673	1:21.919	1:41.415	326.8	7:22:33.615
52	1	3:45.510	34.789	1:25.274	1:45.447	330.8	7:26:19.125
53	1	3:39.699	34.937	1:24.436	1:40.326	329.8	7:29:58.824
54	1	3:35.567	33.933	1:22.539	1:39.095	307.3	7:33:34.391
55	1	3:45.244 B	35.270	1:22.895	1:47.079	323.9	7:37:19.635
56	2	15:06.696	...	1:26.162	1:42.408	299.7	7:52:26.331
57	2	3:38.202	33.982	1:23.156	1:41.064	325.8	7:56:04.533
58	2	3:35.372	33.401	1:22.520	1:39.451	325.8	7:59:39.905
59	2	3:35.562	33.175	1:23.400	1:38.987	328.8	8:03:15.467
60	2	3:34.186	33.223	1:22.022	1:38.941	329.8	8:06:49.653
61	2	3:43.133	33.498	1:22.428	1:47.207	329.8	8:10:32.786
62	2	4:21.175	34.259	1:22.053	2:24.863	324.9	8:14:53.961
63	2	5:39.711 B	33.589	1:23.100	3:43.022	324.9	8:20:33.672

43 KEATING MOTORSPORTS — Riley MK30 - GIBSON — LMP2
1.Ben KEATING 2.Jeroen BLEEKEMOLEN 3.Ricky TAYLOR 4.Nico DE BRUJIN

Lap	D	Time	Sector 1	Sector 2	Sector 3	T. Spd	Elapsed
1	4	20:22.979 B	...	1:45.354	2:07.856	177.9	20:22.979
2	4	13:28.029	...	1:30.526	1:48.267	238.3	33:51.008
3	4	3:51.262	36.782	1:28.546	1:45.934	265.8	37:42.270
4	4	3:59.811 B	35.848	1:27.166	1:56.797	311.8	41:42.081
5	2	35:20.203	...	1:29.468	1:46.552	252.2	1:17:02.284

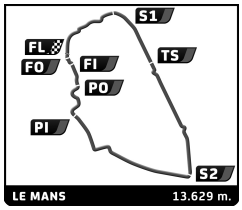

FIA WEC
Official Test 24 Hours of Le Mans
Official Test

Sector Analysis

Personal Best | Session Best | **B** Crossing the finish line in pit lane

Lap	D	Time	Sector 1	Sector 2	Sector 3	T. Spd	Elapsed
6	2	3:46.476	36.839	1:25.599	1:44.038	294.8	1:20:48.760
7	2	4:01.358	37.390	1:33.969	1:49.999	316.3	1:24:50.118
8	2	5:35.331 B	1:04.890	2:24.604	2:05.837	185.6	1:30:25.449
9	2	22:29.122 B	...	1:30.467	1:56.111	263.9	1:52:54.571
10	2	:16:39.937	...	1:29.795	1:44.616	276.7	5:09:34.508
11	2	3:44.197	35.873	1:25.258	1:43.066	312.7	5:13:18.705
12	2	3:43.062	35.291	1:24.918	1:42.853	313.6	5:17:01.767
13	2	3:52.166 B	35.615	1:25.572	1:50.979	312.7	5:20:53.933
14	2	14:38.674	...	1:26.037	1:43.666	303.0	5:35:32.607
15	2	3:42.417	35.226	1:24.711	1:42.480	314.5	5:39:15.024
16	2	3:56.115 B	35.546	1:24.624	1:55.945	314.5	5:43:11.139
17	3	32:40.980	...	1:29.387	1:46.593	273.2	6:15:52.119
18	3	3:43.418	34.723	1:24.268	1:44.427	315.4	6:19:35.537
19	3	3:50.046 B	35.095	1:25.543	1:49.408	302.2	6:23:25.583
20	3	36:09.344	...	1:26.203	1:43.447	299.7	6:59:34.927
21	3	3:41.563	35.458	1:24.358	1:41.747	313.6	7:03:16.490
22	3	3:39.608	34.592	1:24.046	1:40.970	315.4	7:06:56.098
23	3	3:58.957 B	34.293	1:27.998	1:56.666	317.2	7:10:55.055
24	3	13:42.762	...	1:24.783	1:43.395	312.7	7:24:37.817
25	3	3:38.671	34.225	1:23.475	1:40.971	315.4	7:28:16.488
26	3	3:52.085 B	35.053	1:26.009	1:51.023	315.4	7:32:08.573
27	1	13:21.260	9:57.180	1:30.852	1:53.228	294.0	7:45:29.833
28	1	4:04.248 B	39.137	1:27.548	1:57.563	313.6	7:49:34.081
29	1	12:26.229	9:09.847	1:27.902	1:48.480	313.6	8:02:00.310
30	1	3:53.826	37.072	1:26.566	1:50.188	312.7	8:05:54.136
31	1	3:50.433	36.603	1:25.949	1:47.881	313.6	8:09:44.569
32	1	4:31.869	36.243	1:26.961	2:28.665	313.6	8:14:16.438
33	1	5:36.619	36.038	1:26.445	3:34.136	313.6	8:19:53.057
34	1	4:39.190	38.168	1:27.138	2:33.884	314.5	8:24:32.247
35	1	4:00.698 B	36.409	1:26.177	1:58.112	311.8	8:28:32.945
36	2	8:39.131	5:24.681	1:27.792	1:46.658	297.2	8:37:12.076
37	2	4:19.911	36.502	1:25.664	2:17.745	312.7	8:41:31.987
38	2	4:10.186 B	43.197	1:33.682	1:53.307	299.7	8:45:42.173

45 **Algarve Pro Racing** — LIGIER JSP217 - Gibson — LMP2
1.Mark PATTERSON 3.Vincent CAPILLAIRE
2.Matthew MCMURRY 4.Dean KOUTSOUMIDIS

Lap	D	Time	Sector 1	Sector 2	Sector 3	T. Spd	Elapsed
1	4	4:56.190	58.768	1:46.122	2:11.300	177.6	4:56.190
2	4	4:22.874	43.612	1:36.205	2:03.057	238.3	9:19.064
3	4	4:15.711	41.357	1:34.023	2:00.331	251.6	13:34.775
4	4	4:07.137	40.417	1:30.921	1:55.799	295.6	17:41.912
5	4	4:09.714	41.411	1:31.690	1:56.613	277.4	21:51.626
6	4	4:29.400	1:01.194	1:36.824	1:51.382	311.8	26:21.026
7	4	4:03.582	37.851	1:29.756	1:55.975	298.8	30:24.608
8	4	4:14.503 B	39.669	1:30.103	2:04.731	289.3	34:39.111
9	1	16:20.815	...	1:33.645	2:01.003	280.3	50:59.926
10	1	4:27.851	1:06.308	1:30.085	1:51.458	274.6	55:27.777
11	1	3:59.034	38.351	1:28.857	1:51.826	315.4	59:26.811
12	1	4:47.613	59.454	1:58.871	1:49.288	211.7	1:04:14.424
13	1	3:54.518	37.410	1:27.931	1:49.177	317.2	1:08:08.942
14	1	3:56.970	38.889	1:28.092	1:49.989	316.3	1:12:05.912
15	1	3:51.098	36.681	1:26.721	1:47.696	315.4	1:15:57.010
16	1	3:49.002	36.886	1:26.311	1:45.805	317.2	1:19:46.012
17	1	4:01.146 B	36.068	1:28.871	1:56.207	316.3	1:23:47.158
18	3	10:32.653	7:11.820	1:29.871	1:50.962	270.4	1:34:19.811
19	3	3:48.831	37.335	1:26.752	1:44.744	321.0	1:38:08.642
20	3	3:45.133	35.121	1:25.519	1:44.493	317.2	1:41:53.775
21	3	3:43.041	34.988	1:24.973	1:43.080	317.2	1:45:36.816
22	3	3:42.713	34.405	1:25.952	1:42.356	289.3	1:49:19.529
23	3	3:41.145	34.586	1:24.919	1:41.640	317.2	1:53:00.674
24	3	3:53.513 B	34.824	1:23.768	1:54.921	321.0	1:56:54.187
25	3	11:28.884	8:19.741	1:26.716	1:42.427	301.3	2:08:23.071
26	3	3:39.008	34.310	1:23.980	1:40.718	318.2	2:12:02.079
27	3	3:51.112 B	35.207	1:25.279	1:50.626	291.6	2:15:53.191
28	3	7:19.536	4:11.359	1:24.613	1:43.564	317.2	2:23:12.727
29	3	3:40.438	33.988	1:23.479	1:42.971	320.1	2:26:53.165
30	3	3:38.730	34.639	1:23.548	1:40.543	319.1	2:30:31.895
31	3	3:42.139	34.317	1:25.069	1:42.753	317.2	2:34:14.034
32	3	3:38.082	34.099	1:23.375	1:40.608	321.0	2:37:52.116
33	3	3:36.809	33.444	1:23.234	1:40.131	317.2	2:41:28.925
34	3	3:46.299 B	33.487	1:22.846	1:49.966	316.3	2:45:15.224
35	2	6:37.414	3:23.872	1:27.633	1:45.909	312.7	2:51:52.638
36	2	3:46.316	36.664	1:24.637	1:45.015	311.8	2:55:38.954
37	2	3:43.485	35.645	1:24.186	1:43.654	304.7	2:59:22.439
38	2	3:42.123	34.930	1:24.303	1:42.890	319.1	3:03:04.562
39	2	3:41.351	34.143	1:23.983	1:43.225	318.2	3:06:45.913
40	2	3:39.202	34.247	1:23.851	1:41.104	320.1	3:10:25.115
41	2	3:41.154	34.987	1:24.675	1:41.492	318.2	3:14:06.269
42	2	3:42.074	36.265	1:24.363	1:41.446	319.1	3:17:48.343
43	2	3:42.873	34.580	1:24.908	1:43.385	318.2	3:21:31.216
44	2	3:48.245 B	34.175	1:22.923	1:51.147	316.3	3:25:19.461
45	2	5:27.463	2:20.500	1:24.591	1:42.372	315.4	3:30:46.924
46	2	3:41.961	34.322	1:23.246	1:44.393	319.1	3:34:28.885
47	2	3:46.734	36.764	1:27.992	1:41.978	318.2	3:38:15.619
48	2	3:45.640 B	34.149	1:23.314	1:48.177	318.2	3:42:01.259
49	1	5:54.053	2:38.391	1:27.432	1:48.230	303.0	3:47:55.312
50	1	3:52.853	38.900	1:26.910	1:47.043	318.2	3:51:48.165
51	1	3:49.176	36.113	1:26.749	1:46.314	315.4	3:55:37.341
52	1	3:49.362	37.042	1:25.995	1:46.325	316.3	3:59:26.703
53	1	3:49.821	36.329	1:26.088	1:47.404	316.3	4:03:16.524
54	2	:03:55.320	38.519	1:38.534	...	313.6	5:07:11.844
55	2	3:37.475	34.298	1:22.888	1:40.289	316.3	5:10:49.319
56	2	3:39.138	34.310	1:22.790	1:42.038	315.4	5:14:28.457
57	2	3:36.695	34.045	1:22.837	1:39.813	316.3	5:18:05.152
58	2	3:36.544	33.973	1:22.267	1:40.304	317.2	5:21:41.696
59	2	3:44.364 B	33.835	1:23.082	1:47.447	317.2	5:25:26.060
60	2	6:55.814	3:51.914	1:23.947	1:39.953	316.3	5:32:21.874
61	2	3:47.547 B	36.210	1:23.076	1:48.261	316.3	5:36:09.421
62	2	5:55.471	2:48.442	1:24.571	1:42.458	310.0	5:42:04.892
63	2	3:48.449 B	34.695	1:22.790	1:50.964	322.0	5:45:53.341
64	2	11:06.148	7:59.257	1:24.828	1:42.063	314.5	5:56:59.489
65	2	5:49.133 B	34.212	1:36.147	3:38.774	314.5	6:02:48.622
66	3	11:35.523	8:24.913	1:28.104	1:42.506	310.0	6:14:24.145
67	3	3:41.674	34.135	1:24.292	1:43.247	316.3	6:18:05.819
68	3	3:42.556	34.401	1:24.277	1:43.878	315.4	6:21:48.375
69	3	3:39.547	34.312	1:23.509	1:41.726	316.3	6:25:27.922
70	3	3:50.128 B	34.401	1:25.359	1:50.368	318.2	6:29:18.050
71	3	13:57.981	...	1:26.389	1:43.284	311.8	6:43:16.031
72	3	3:41.218	35.821	1:24.413	1:40.984	316.3	6:46:57.249
73	3	3:38.557	34.227	1:23.602	1:40.728	316.3	6:50:35.806
74	3	3:38.273	35.534	1:23.170	1:39.569	315.4	6:54:14.079
75	3	3:36.600	33.811	1:23.154	1:39.635	316.3	6:57:50.679
76	3	3:43.360 B	33.782	1:22.861	1:46.717	318.2	7:01:34.039
77	1	6:00.762	2:43.069	1:28.720	1:48.973	290.8	7:07:34.801

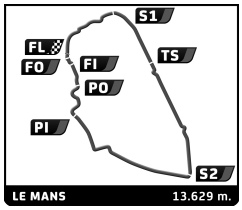

FIA WEC
Official Test 24 Hours of Le Mans
Official Test

Sector Analysis

Personal Best | Session Best | **B** Crossing the finish line in pit lane

Lap	D	Time	Sector 1	Sector 2	Sector 3	T. Spd	Elapsed
78	1	4:48.189	36.448	2:13.452	1:58.289	280.3	7:12:22.990
79	1	3:52.522	35.844	1:30.011	1:46.667	278.8	7:16:15.512
80	1	3:50.744	37.071	1:27.195	1:46.478	283.2	7:20:06.256
81	1	3:50.910	35.927	1:27.112	1:47.871	278.1	7:23:57.166
82	1	3:49.914	36.254	1:26.561	1:47.099	289.3	7:27:47.080
83	1	4:01.122 B	37.468	1:27.175	1:56.479	287.7	7:31:48.202
84	2	11:15.365	8:03.128	1:26.434	1:45.803	288.5	7:43:03.567
85	2	3:51.191 B	36.826	1:24.233	1:50.132	321.0	7:46:54.758
86	2	5:36.675	2:31.343	1:23.337	1:41.995	317.2	7:52:31.433
87	2	3:41.942	34.736	1:23.502	1:43.704	320.1	7:56:13.375
88	2	3:46.318 B	34.107	1:22.981	1:49.230	322.9	7:59:59.693
89	4	9:02.844	5:28.407	1:34.034	2:00.403	231.2	8:09:02.537
90	4	4:49.956	38.704	1:33.816	2:37.436	257.6	8:13:52.493
91	4	5:46.705	38.009	1:31.030	3:37.666	282.5	8:19:39.198
92	4	5:03.556	40.106	1:31.376	2:52.074	304.7	8:24:42.754
93	4	4:22.088 B	42.270	1:32.159	2:07.659	278.8	8:29:04.842
94	3	6:13.983	3:01.791	1:26.386	1:45.806	311.8	8:35:18.825
95	3	3:59.073 B	37.200	1:27.511	1:54.362	316.3	8:39:17.898
96	3	14:13.116 B	5:56.220	3:42.080	4:34.816	78.8	8:53:31.014

47 CETILAR VILLORBA CORSE — Dallara P217 - Gibson — LMP2
1.Roberto LACORTE 2.Giorgio SERNAGIOTTO 3.Andrea BELICCHI

Lap	D	Time	Sector 1	Sector 2	Sector 3	T. Spd	Elapsed
1	3	20:28.952 B	...	1:29.000	1:53.737	263.2	20:28.952
2	3	7:45.575	4:35.003	1:27.610	1:42.962	273.2	28:14.527
3	3	3:38.125	34.395	1:23.095	1:40.635	318.2	31:52.652
4	3	3:39.126	34.184	1:22.910	1:42.032	330.8	35:31.778
5	3	3:37.441	34.164	1:21.940	1:41.337	338.1	39:09.219
6	3	3:39.935	35.256	1:22.616	1:42.063	322.9	42:49.154
7	3	3:45.971 B	34.349	1:21.964	1:49.658	318.2	46:35.125
8	3	26:16.462	...	1:24.222	1:42.729	328.8	1:12:51.587
9	3	3:36.501	34.290	1:21.373	1:40.838	340.2	1:16:28.088
10	3	3:37.346	34.571	1:22.842	1:39.933	336.0	1:20:05.434
11	3	3:48.708 B	35.004	1:23.844	1:49.860	301.3	1:23:54.142
12	3	10:25.314	7:14.273	1:24.535	1:46.506	313.6	1:34:19.456
13	3	3:40.137	33.844	1:23.073	1:43.220	337.0	1:37:59.593
14	3	3:46.115 B	34.602	1:22.801	1:48.712	317.2	1:41:45.708
15	1	19:41.481	...	1:29.964	1:53.350	262.6	2:01:27.189
16	1	3:52.639	37.079	1:27.034	1:48.526	308.2	2:05:19.828
17	1	3:50.480	36.654	1:26.110	1:47.716	280.3	2:09:10.308
18	1	3:50.053	36.424	1:26.023	1:47.606	338.1	2:13:00.361
19	1	3:44.977	35.252	1:24.078	1:45.647	340.2	2:16:45.338
20	1	3:43.271	35.042	1:23.556	1:44.673	339.1	2:20:28.609
21	1	3:42.699	35.318	1:23.295	1:44.086	341.3	2:24:11.308
22	1	3:49.750 B	34.773	1:23.004	1:51.973	336.0	2:28:01.058
23	1	10:49.440	7:41.056	1:24.556	1:43.828	295.6	2:38:50.498
24	1	3:41.459	35.494	1:23.209	1:42.756	337.0	2:42:31.957
25	1	3:42.106	35.679	1:22.843	1:43.584	337.0	2:46:14.063
26	1	3:39.338	35.016	1:22.134	1:42.188	337.0	2:49:53.401
27	1	3:52.226 B	35.498	1:22.613	1:54.115	338.1	2:53:45.627
28	2	11:19.934	8:00.284	1:31.375	1:48.275	298.0	3:05:05.561
29	2	3:51.832 B	36.064	1:22.991	1:52.777	324.9	3:08:57.393
30	2	7:33.156	4:25.833	1:22.965	1:44.358	330.8	3:16:30.549
31	2	3:43.185	36.247	1:23.432	1:43.506	298.8	3:20:13.734
32	2	3:50.699 B	34.831	1:23.523	1:52.345	324.9	3:24:04.433
33	2	6:01.744	2:48.756	1:27.166	1:45.822	296.4	3:30:06.177
34	2	3:38.106	34.294	1:22.355	1:41.457	321.0	3:33:44.283
35	2	3:38.688	34.248	1:21.392	1:43.048	337.0	3:37:22.971
36	2	3:39.851	36.390	1:22.210	1:41.251	339.1	3:41:02.822
37	2	3:36.484	34.217	1:21.155	1:41.112	339.1	3:44:39.306
38	2	3:37.947	35.145	1:21.593	1:41.209	337.0	3:48:17.253
39	2	3:35.451	33.915	1:21.030	1:40.506	332.9	3:51:52.704
40	2	4:17.491 B	34.734	1:33.869	2:08.888	248.1	3:56:10.195
41	2	:37:36.428	...	1:26.278	1:41.402	273.9	5:33:46.623
42	2	3:42.127	34.283	1:22.409	1:45.435	337.0	5:37:28.750
43	2	3:37.002	34.654	1:21.709	1:40.639	337.0	5:41:05.752
44	2	3:38.862	35.280	1:22.236	1:41.346	338.1	5:44:44.614
45	2	3:36.505	34.008	1:21.830	1:40.667	336.0	5:48:21.119
46	2	3:47.306 B	34.314	1:22.403	1:50.589	338.1	5:52:08.425
47	3	13:58.195 B	6:23.724	3:04.958	4:29.513	172.3	6:06:06.620
48	3	9:54.710	6:45.849	1:25.941	1:42.920	260.0	6:16:01.330
49	3	3:36.759	34.569	1:21.999	1:40.191	339.1	6:19:38.089
50	3	3:37.677	34.577	1:21.951	1:41.149	334.9	6:23:15.766
51	3	3:35.130	34.394	1:21.327	1:39.409	336.0	6:26:50.896
52	3	3:37.328	35.433	1:22.459	1:39.436	276.7	6:30:28.224
53	3	6:12.777 B	34.593	2:01.167	3:37.017	277.4	6:36:41.001
54	3	11:02.617	7:56.336	1:22.494	1:43.787	306.5	6:47:43.618
55	3	3:32.567	32.936	1:20.730	1:38.901	336.0	6:51:16.185
56	3	3:34.266	34.208	1:20.969	1:39.089	338.1	6:54:50.451
57	3	3:33.516	34.313	1:21.027	1:38.176	338.1	6:58:23.967
58	3	3:41.507 B	34.102	1:21.466	1:45.939	337.0	7:02:05.474
59	1	13:01.563	9:01.333	2:09.254	1:50.976	297.2	7:15:07.037
60	1	3:43.884	35.343	1:23.627	1:44.914	334.9	7:18:50.921
61	1	3:42.077	35.482	1:23.054	1:43.541	338.1	7:22:32.998
62	1	3:45.956	35.039	1:22.580	1:48.337	332.9	7:26:18.954
63	1	3:41.377	34.840	1:23.332	1:43.205	333.9	7:30:00.331
64	1	3:41.134	34.877	1:22.250	1:44.007	337.0	7:33:41.465
65	1	3:39.780	34.990	1:22.503	1:42.287	338.1	7:37:21.245
66	1	3:45.565 B	34.603	1:21.696	1:49.266	339.1	7:41:06.810
67	1	15:54.030	...	1:23.413	1:41.565	327.8	7:57:00.840
68	1	3:36.953	34.079	1:21.329	1:41.545	339.1	8:00:37.793
69	1	3:38.845	34.436	1:21.679	1:42.730	337.0	8:04:16.638
70	1	3:37.718	34.490	1:21.219	1:42.009	334.9	8:07:54.356
71	1	3:54.052 B	34.303	1:22.361	1:57.388	338.1	8:11:48.408
72	2	16:55.975	...	1:25.099	1:42.141	283.2	8:28:44.383
73	2	3:39.365	33.595	1:22.489	1:43.281	332.9	8:32:23.748
74	2	3:36.232	33.939	1:22.307	1:39.986	339.1	8:35:59.980
75	2	3:34.627	33.973	1:21.288	1:39.366	336.0	8:39:34.607
76	2	3:46.459 B	34.416	1:22.253	1:49.790	336.0	8:43:21.066

49 Arc Bratislava — LIGIER JSP217 - Gibson — LMP2
1.Miroslav KONOPKA 2.Konstantin CALKO 3.Rik BREUKERS

Lap	D	Time	Sector 1	Sector 2	Sector 3	T. Spd	Elapsed
1	3	30:14.034 B	...	1:33.681	2:00.899	298.0	30:14.034
2	3	8:55.204	5:34.566	1:30.614	1:50.024	269.1	39:09.238
3	3	3:50.819	37.426	1:27.211	1:46.182	319.1	43:00.057
4	3	3:46.015	35.788	1:25.281	1:44.946	322.9	46:46.072
5	3	4:14.851	58.230	1:24.870	1:51.751	322.0	51:00.923
6	3	4:27.307	1:06.625	1:25.292	1:55.390	322.9	55:28.230
7	3	3:52.556	37.720	1:25.930	1:48.906	317.2	59:20.786
8	3	5:02.654 B	40.718	2:26.876	1:55.060	229.2	1:04:23.440
9	2	17:44.679	...	1:35.866	1:54.831	253.3	1:22:08.119
10	2	4:45.905	1:06.602	1:43.609	1:55.694	320.1	1:26:54.024
11	2	4:25.139	36.253	2:02.617	1:46.269	322.9	1:31:19.163

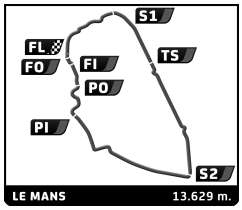

FIA WEC
Official Test 24 Hours of Le Mans
Official Test

Sector Analysis

Personal Best | Session Best | **B** Crossing the finish line in pit lane

Lap	D	Time	Sector 1	Sector 2	Sector 3	T. Spd	Elapsed
12	2	3:45.652	35.797	1:25.279	1:44.576	322.9	1:35:04.815
13	2	3:44.723	35.584	1:24.865	1:44.274	325.8	1:38:49.538
14	2	3:43.006	35.179	1:24.316	1:43.511	324.9	1:42:32.544
15	2	3:42.040	35.228	1:23.993	1:42.819	327.8	1:46:14.584
16	2	3:41.521	35.403	1:23.736	1:42.382	324.9	1:49:56.105
17	2	3:39.806	35.321	1:23.425	1:41.060	324.9	1:53:35.911
18	2	3:55.725 B	36.538	1:24.511	1:54.676	324.9	1:57:31.636
19	1	17:42.992	...	1:34.613	1:57.230	214.6	2:15:14.628
20	1	4:04.710	40.722	1:30.616	1:53.372	286.9	2:19:19.338
21	1	4:00.729	38.469	1:29.005	1:53.255	314.5	2:23:20.067
22	1	3:58.165	37.874	1:28.946	1:51.345	321.0	2:27:18.232
23	1	3:58.012	37.662	1:30.018	1:50.332	265.8	2:31:16.244
24	1	3:57.941	37.331	1:28.969	1:51.641	298.8	2:35:14.185
25	1	4:00.013	39.571	1:29.205	1:51.237	298.0	2:39:14.198
26	1	3:57.550	37.169	1:28.450	1:51.931	313.6	2:43:11.748
27	1	3:54.852	38.191	1:27.391	1:49.270	319.1	2:47:06.600
28	1	3:54.653	37.137	1:27.155	1:50.361	317.2	2:51:01.253
29	1	4:05.254 B	37.860	1:28.227	1:59.167	292.4	2:55:06.507
30	3	7:30.044	4:17.384	1:27.831	1:44.829	303.0	3:02:36.551
31	3	3:50.313	35.432	1:27.125	1:47.756	280.3	3:06:26.864
32	3	3:41.549	34.925	1:24.290	1:42.334	324.9	3:10:08.413
33	3	3:43.569	36.251	1:24.452	1:42.866	326.8	3:13:51.982
34	3	3:42.748	35.280	1:24.276	1:43.192	323.9	3:17:34.730
35	3	3:42.169	35.539	1:23.924	1:42.706	325.8	3:21:16.899
36	3	3:41.381	36.103	1:23.771	1:41.507	322.9	3:24:58.280
37	3	3:54.224	40.816	1:23.223	1:50.185	322.9	3:28:52.504
38	3	3:54.248	48.900	1:23.617	1:41.731	322.9	3:32:46.752
39	3	3:45.634 B	35.255	1:22.609	1:47.770	324.9	3:36:32.386
40	2	6:01.931	2:53.394	1:25.721	1:42.816	321.0	3:42:34.317
41	2	3:40.412	35.178	1:23.475	1:41.759	323.9	3:46:14.729
42	2	3:38.905	34.792	1:22.681	1:41.432	325.8	3:49:53.634
43	2	3:39.720	34.581	1:24.611	1:40.528	323.9	3:53:33.354
44	2	3:39.357	34.491	1:23.627	1:41.239	324.9	3:57:12.711
45	2	3:39.201	34.771	1:23.241	1:41.189	323.9	4:00:51.912
46	1	:33:21.850 B	34.650	1:28.271	...	325.8	5:34:13.762
47	1	8:01.594	4:43.653	1:29.242	1:48.699	300.5	5:42:15.356
48	1	3:51.776	37.266	1:26.945	1:47.565	312.7	5:46:07.132
49	1	3:51.221	36.447	1:26.920	1:47.854	312.7	5:49:58.353
50	1	3:53.221	36.902	1:27.059	1:49.260	295.6	5:53:51.574
51	1	3:50.165	36.832	1:26.222	1:47.111	317.2	5:57:41.739
52	1	7:41.988 B	36.113	2:26.576	4:39.299	180.9	6:05:23.727
53	1	10:45.660	7:20.004	1:32.974	1:52.682	289.3	6:16:09.387
54	1	3:53.883	37.834	1:27.289	1:48.760	319.1	6:20:03.270
55	1	3:51.163	36.394	1:26.322	1:48.447	310.9	6:23:54.433
56	1	3:49.612	36.588	1:26.433	1:46.591	322.0	6:27:44.045
57	1	3:50.930	36.347	1:25.984	1:48.599	321.0	6:31:34.975
58	1	7:21.111	56.920	3:05.207	3:18.984	118.7	6:38:56.086
59	1	3:55.205	38.736	1:27.884	1:48.585	311.8	6:42:51.291
60	1	3:50.622	36.650	1:26.197	1:47.775	320.1	6:46:41.913
61	1	3:53.449	37.007	1:29.256	1:47.186	288.5	6:50:35.362
62	1	3:50.709	38.321	1:25.992	1:46.396	322.0	6:54:26.071
63	1	3:58.160 B	36.113	1:26.250	1:55.797	315.4	6:58:24.231
64	2	7:30.666	4:16.155	1:27.520	1:46.991	315.4	7:05:54.897
65	2	3:42.471	35.663	1:24.511	1:42.297	322.9	7:09:37.368
66	2	5:01.491 B	34.738	2:15.972	2:10.781	258.2	7:14:38.859

50 **Larbre Competition** — Chevrolet Corvette C7.R
1.Fernando REES 3.Christian PHILIPPON 2.Romain BRANDELA — LMGTE Am

Lap	D	Time	Sector 1	Sector 2	Sector 3	T. Spd	Elapsed
1	1	22:29.514 B	...	1:48.746	2:07.881	210.1	22:29.514
2	1	7:15.463	3:35.973	1:38.181	2:01.309	251.0	29:44.977
3	1	4:04.191	38.190	1:33.693	1:52.308	278.1	33:49.168
4	1	4:18.511 B	38.812	1:35.506	2:04.193	289.3	38:07.679
5	3	7:44.086	4:01.348	1:39.825	2:02.913	261.9	45:51.765
6	3	4:33.588	42.709	1:37.872	2:13.007	290.8	50:25.353
7	3	4:46.234	1:11.654	1:36.259	1:58.321	286.9	55:11.587
8	3	4:15.627	40.502	1:36.071	1:59.054	290.8	59:27.214
9	3	5:04.152	1:03.209	2:03.906	1:57.037	251.0	1:04:31.366
10	3	4:12.125	39.653	1:34.526	1:57.946	293.2	1:08:43.491
11	3	4:09.824	39.758	1:34.366	1:55.700	291.6	1:12:53.315
12	3	4:08.014	39.227	1:33.860	1:54.927	291.6	1:17:01.329
13	3	4:08.776	40.038	1:34.199	1:54.539	294.8	1:21:10.105
14	3	4:29.520 B	40.393	1:36.109	2:13.018	286.2	1:25:39.625
15	1	16:38.455	...	1:55.459	2:09.589	185.6	1:42:18.080
16	1	4:19.977	41.145	1:41.657	1:57.175	231.6	1:46:38.057
17	1	4:05.282	38.090	1:33.910	1:53.282	273.9	1:50:43.339
18	1	4:03.015	38.113	1:32.883	1:52.019	290.8	1:54:46.354
19	1	4:02.460	37.957	1:32.304	1:52.199	291.6	1:58:48.814
20	1	4:18.131 B	39.459	1:37.126	2:01.546	241.5	2:03:06.945
21	1	17:58.825	...	1:48.140	2:01.291	201.5	2:21:05.770
22	1	4:11.798	40.005	1:36.197	1:55.596	225.8	2:25:17.568
23	1	4:03.851	38.595	1:33.576	1:51.680	258.2	2:29:21.419
24	1	4:00.060	37.592	1:32.304	1:50.164	286.9	2:33:21.479
25	1	4:21.526 B	40.325	1:37.009	2:04.192	255.1	2:37:43.005
26	2	7:36.518	4:00.538	1:37.518	1:58.462	261.3	2:45:19.523
27	2	4:12.511	39.778	1:35.203	1:57.530	283.9	2:49:32.034
28	2	4:11.696	39.899	1:35.258	1:56.539	235.2	2:53:43.730
29	2	4:23.837 B	39.697	1:34.608	2:09.532	259.4	2:58:07.567
30	2	7:12.030	3:39.124	1:36.695	1:56.211	250.4	3:05:19.597
31	2	4:08.579	38.780	1:35.184	1:54.615	241.5	3:09:28.176
32	2	4:06.670	38.920	1:33.769	1:53.981	273.2	3:13:34.846
33	2	4:07.181	38.424	1:34.053	1:54.704	265.1	3:17:42.027
34	2	4:06.731	38.317	1:34.313	1:54.101	268.4	3:21:48.758
35	2	4:13.498	38.436	1:33.690	2:01.372	270.4	3:26:02.256
36	2	4:45.634 B	1:07.023	1:35.537	2:03.074	272.5	3:30:47.890
37	3	6:30.278	2:50.234	1:37.870	2:02.174	289.3	3:37:18.168
38	3	4:16.897	40.961	1:36.437	1:59.499	287.7	3:41:35.065
39	3	4:43.123	1:05.856	1:37.116	2:00.151	289.3	3:46:18.188
40	3	4:13.198	41.038	1:35.648	1:56.512	290.0	3:50:31.386
41	3	4:13.336	40.111	1:36.035	1:57.190	282.5	3:54:44.722
42	3	4:13.532	40.111	1:35.842	1:57.579	283.2	3:58:58.254
43	3	4:11.378	40.208	1:35.459	1:55.711	288.5	4:03:09.632
44	2	:43:34.694	45.689	1:44.676	...	265.8	5:46:44.326
45	2	4:08.301	38.603	1:34.828	1:54.870	266.5	5:50:52.627
46	2	4:07.735	39.200	1:34.401	1:54.134	273.2	5:55:00.362
47	2	4:18.411	38.985	1:34.036	2:05.390	288.5	5:59:18.773
48	2	9:26.357 B	49.150	3:35.701	5:01.506	168.8	6:08:45.130
49	1	8:22.722	4:54.317	1:35.622	1:52.783	279.5	6:17:07.852
50	1	4:03.872	40.510	1:32.255	1:51.107	290.8	6:21:11.724
51	1	3:58.302	37.448	1:31.014	1:49.840	291.6	6:25:10.026
52	1	4:14.065 B	39.152	1:33.442	2:01.471	259.4	6:29:24.091
53	1	14:31.203	...	1:36.058	1:52.534	255.7	6:43:55.294
54	1	4:00.452	37.769	1:31.836	1:50.847	290.8	6:47:55.746

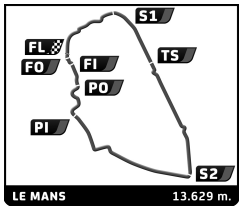

FIA WEC
Official Test 24 Hours of Le Mans
Official Test

Sector Analysis

Personal Best | Session Best | **B** Crossing the finish line in pit lane

Lap	D	Time	Sector 1	Sector 2	Sector 3	T. Spd	Elapsed
55	1	4:00.717	37.925	1:32.084	1:50.708	273.9	6:51:56.463
56	1	3:59.301	37.886	1:31.691	1:49.724	283.9	6:55:55.764
57	1	4:06.120 B	37.943	1:31.859	1:56.318	282.5	7:00:01.884
58	3	6:40.128	3:01.890	1:38.349	1:59.889	277.4	7:06:42.012
59	3	4:20.935	40.914	1:36.271	2:03.750	278.1	7:11:02.947
60	3	5:11.627	40.304	2:22.617	2:08.706	286.9	7:16:14.574
61	3	4:16.154	42.052	1:36.222	1:57.880	286.2	7:20:30.728
62	3	4:31.453 B	40.706	1:39.285	2:11.462	289.3	7:25:02.181
63	3	7:00.882	3:26.253	1:36.511	1:58.118	280.3	7:32:03.063
64	3	4:15.431	40.342	1:35.853	1:59.236	286.2	7:36:18.494
65	3	4:13.563	40.592	1:35.712	1:57.259	281.7	7:40:32.057
66	3	4:28.793 B	41.030	1:36.239	2:11.524	278.1	7:45:00.850
67	1	9:15.335	5:48.723	1:32.702	1:53.910	277.4	7:54:16.185
68	1	4:02.482	38.119	1:32.210	1:52.153	282.5	7:58:18.667
69	1	4:00.752	37.563	1:31.934	1:51.255	283.2	8:02:19.419
70	1	4:00.657	38.054	1:31.943	1:50.660	282.5	8:06:20.076
71	1	4:24.907 B	41.628	1:39.162	2:04.117	246.4	8:10:44.983
72	2	6:42.749	2:27.935	1:35.675	2:39.139	275.3	8:17:27.732
73	2	5:28.002	39.479	1:35.552	3:12.971	284.7	8:22:55.734
74	2	4:10.269	39.918	1:34.709	1:55.642	287.7	8:27:06.003
75	2	4:41.150 B	46.632	1:35.661	2:18.857	286.2	8:31:47.153
76	2	5:37.926	2:07.305	1:34.250	1:56.371	287.7	8:37:25.079
77	2	4:38.554	38.798	1:33.786	2:25.970	291.6	8:42:03.633
78	2	4:24.972 B	39.912	1:41.378	2:03.682	276.7	8:46:28.605

51 AF Corse — Ferrari 488 GTE — LMGTE Pro
1.James CALADO 3.Lucas DI GRASSI 2.Alessandro PIER GUIDI

Lap	D	Time	Sector 1	Sector 2	Sector 3	T. Spd	Elapsed
1	1	:04:55.963	...	1:40.792	1:57.976	239.9	1:04:55.963
2	1	4:04.985	38.657	1:34.187	1:52.141	285.4	1:09:00.948
3	1	4:01.883	37.561	1:33.366	1:50.956	283.2	1:13:02.831
4	1	4:01.744	37.682	1:32.925	1:51.137	283.9	1:17:04.575
5	1	4:07.764 B	37.495	1:32.900	1:57.369	291.6	1:21:12.339
6	2	13:08.073	9:29.856	1:40.796	1:57.421	251.6	1:34:20.412
7	2	4:05.610	37.814	1:34.291	1:53.505	286.2	1:38:26.022
8	2	4:10.143 B	37.626	1:33.062	1:59.455	286.9	1:42:36.165
9	2	6:42.607	3:15.752	1:34.812	1:52.043	284.7	1:49:18.772
10	2	4:00.889	37.574	1:32.881	1:50.434	285.4	1:53:19.661
11	2	4:12.919 B	37.504	1:32.854	2:02.561	285.4	1:57:32.580
12	3	17:20.722	...	1:37.190	1:55.277	281.0	2:14:53.302
13	3	4:06.524	38.261	1:34.905	1:53.358	285.4	2:18:59.826
14	3	4:03.334	37.974	1:33.537	1:51.823	286.9	2:23:03.160
15	3	4:02.709	37.620	1:33.231	1:51.858	286.9	2:27:05.869
16	3	4:01.596	37.370	1:33.144	1:51.082	285.4	2:31:07.465
17	3	4:07.753 B	37.835	1:32.739	1:57.179	286.2	2:35:15.218
18	3	5:20.252	1:55.387	1:34.021	1:50.844	286.9	2:40:35.470
19	3	3:59.136	37.115	1:32.108	1:49.913	286.9	2:44:34.606
20	3	3:58.817	37.332	1:32.036	1:49.449	286.2	2:48:33.423
21	3	4:00.716	37.604	1:33.097	1:50.015	285.4	2:52:34.139
22	3	4:07.796 B	38.339	1:32.951	1:56.506	284.7	2:56:41.935
23	3	5:23.013	1:56.576	1:32.441	1:53.996	289.3	3:02:04.948
24	3	4:00.029	37.513	1:32.079	1:50.437	291.6	3:06:04.977
25	3	3:59.917	37.598	1:32.166	1:50.153	288.5	3:10:04.894
26	3	3:59.851	37.459	1:31.690	1:50.702	290.8	3:14:04.745
27	3	4:11.608 B	37.586	1:37.423	1:56.599	286.2	3:18:16.353
28	1	16:13.907	...	1:34.078	1:51.983	281.7	3:34:30.260
29	1	4:08.801	37.223	1:31.779	1:59.799	289.3	3:38:39.061
30	1	4:11.391 B	37.197	1:31.870	2:02.324	286.9	3:42:50.452
31	1	:26:53.268 B	...	1:33.457	2:00.704	281.0	5:09:43.720
32	1	8:31.797	5:02.732	1:37.889	1:51.176	286.2	5:18:15.517
33	1	3:56.494	36.600	1:30.822	1:49.072	288.5	5:22:12.011
34	1	3:55.827	36.931	1:30.694	1:48.202	290.8	5:26:07.838
35	1	4:07.378 B	38.225	1:32.556	1:56.597	285.4	5:30:15.216
36	3	6:19.846	2:54.901	1:33.687	1:51.258	286.2	5:36:35.062
37	3	3:59.880	37.641	1:32.048	1:50.191	285.4	5:40:34.942
38	3	3:58.729	37.122	1:31.692	1:49.915	290.8	5:44:33.671
39	3	3:58.018	37.263	1:31.575	1:49.180	285.4	5:48:31.689
40	3	4:05.239 B	37.377	1:31.906	1:55.956	285.4	5:52:36.928
41	2	34:16.252	...	1:33.249	1:52.267	286.2	6:26:53.180
42	2	3:58.226	37.287	1:32.378	1:48.561	287.7	6:30:51.406
43	2	5:48.284	39.748	1:38.100	3:30.436	261.3	6:36:39.690
44	2	5:05.084	1:03.142	2:12.078	1:49.864	169.0	6:41:44.774
45	2	3:56.288	37.255	1:31.152	1:47.881	288.5	6:45:41.062
46	2	4:03.776 B	36.843	1:31.726	1:55.207	287.7	6:49:44.838
47	2	19:11.731 B	...	1:32.284	2:05.268	283.9	7:08:56.569
48	2	6:48.780	2:37.467	2:15.860	1:55.453	282.5	7:15:45.349
49	2	3:56.457	37.047	1:31.355	1:48.055	286.9	7:19:41.806
50	2	4:05.958 B	36.706	1:31.292	1:57.960	287.7	7:23:47.764
51	2	5:24.418	2:04.755	1:31.078	1:48.585	289.3	7:29:12.182
52	2	4:03.502 B	36.822	1:31.020	1:55.660	286.9	7:33:15.684
53	3	5:28.701	2:05.519	1:32.499	1:50.683	288.5	7:38:44.385
54	3	3:59.264	37.337	1:31.973	1:49.954	288.5	7:42:43.649
55	3	3:57.410	37.195	1:31.397	1:48.818	289.3	7:46:41.059
56	3	3:59.538	37.293	1:32.188	1:50.057	287.7	7:50:40.597
57	3	4:08.844 B	37.067	1:31.317	2:00.460	286.9	7:54:49.441
58	3	12:58.388	9:36.820	1:32.526	1:49.042	286.2	8:07:47.829
59	3	4:40.562	37.064	1:33.479	2:30.019	285.4	8:12:28.391
60	3	4:37.522	37.064	1:31.130	2:29.328	288.5	8:17:05.913
61	3	5:05.249	36.820	1:32.005	2:56.424	289.3	8:22:11.162
62	3	3:57.615	37.169	1:31.210	1:49.236	286.9	8:26:08.777
63	3	3:56.969	36.873	1:30.735	1:49.361	288.5	8:30:05.746
64	3	3:57.638	36.822	1:31.145	1:49.671	288.5	8:34:03.384
65	3	3:56.265	37.060	1:30.900	1:48.305	287.7	8:37:59.649
66	3	4:32.096	36.848	1:30.809	2:24.439	286.9	8:42:31.745
67	3	4:27.067	38.020	2:00.410	1:48.637	79.3	8:46:58.812
68	3	9:48.401 B	1:00.812	4:18.327	4:29.262	79.3	8:56:47.213

54 SPIRIT OF RACE — Ferrari 488 GTE — LMGTE Am
1.Thomas FLOHR 3.Olivier BERETTA 2.Francesco CASTELLACCI

Lap	D	Time	Sector 1	Sector 2	Sector 3	T. Spd	Elapsed
1	2	6:01.850 B	1:56.925	1:51.107	2:13.818	184.3	6:01.850
2	2	5:56.624	2:17.171	1:39.388	2:00.065	234.2	11:58.474
3	2	4:12.877	40.309	1:36.670	1:55.898	277.4	16:11.351
4	2	4:07.877	38.623	1:35.479	1:53.775	276.7	20:19.228
5	2	4:38.119	1:05.119	1:38.072	1:54.928	275.3	24:57.347
6	2	4:36.409	1:02.991	1:36.364	1:57.054	276.7	29:33.756
7	2	4:04.328	38.557	1:33.765	1:52.006	281.0	33:38.084
8	2	4:03.481	37.877	1:33.794	1:51.810	280.3	37:41.565
9	2	4:14.637 B	38.106	1:36.471	2:00.060	280.3	41:56.202
10	1	8:07.139	4:05.966	1:43.976	2:17.197	238.3	50:03.341
11	1	4:54.840	1:08.083	1:41.191	2:05.566	267.8	54:58.181
12	1	4:27.500	42.261	1:39.305	2:05.934	273.2	59:25.681
13	1	5:18.153	54.853	2:17.818	2:05.482	235.2	1:04:43.834
14	1	4:26.779	41.421	1:38.881	2:06.477	278.8	1:09:10.613

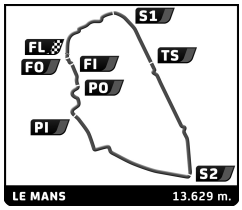

FIA WEC
Official Test 24 Hours of Le Mans
Official Test

Sector Analysis

Personal Best | Session Best | **B** Crossing the finish line in pit lane

Lap	D	Time	Sector 1	Sector 2	Sector 3	T. Spd	Elapsed
15	1	4:24.745	41.317	1:38.140	2:05.288	279.5	1:13:35.358
16	1	4:18.301	40.934	1:37.132	2:00.235	269.8	1:17:53.659
17	1	4:27.831	42.417	1:38.115	2:07.299	278.1	1:22:21.490
18	1	5:31.700	1:07.890	2:17.829	2:05.981	277.4	1:27:53.190
19	1	4:18.563	41.519	1:37.659	1:59.385	278.8	1:32:11.753
20	1	4:15.522	40.355	1:36.558	1:58.609	279.5	1:36:27.275
21	1	4:16.270	40.837	1:36.476	1:58.957	280.3	1:40:43.545
22	1	4:14.538	39.628	1:36.688	1:58.222	279.5	1:44:58.083
23	1	4:22.189 B	39.582	1:35.905	2:06.702	280.3	1:49:20.272
24	3	32:20.348	...	1:37.621	1:57.772	277.4	2:21:40.620
25	3	4:07.973	38.597	1:35.428	1:53.948	278.8	2:25:48.593
26	3	4:06.968	39.304	1:34.922	1:52.742	278.8	2:29:55.561
27	3	4:04.563	38.130	1:34.292	1:52.141	276.7	2:34:00.124
28	3	4:03.215	38.193	1:33.750	1:51.272	278.8	2:38:03.339
29	3	4:18.138 B	39.299	1:35.428	2:03.411	279.5	2:42:21.477
30	3	19:53.034	...	1:35.118	1:53.361	276.7	3:02:14.511
31	3	4:03.308	38.193	1:34.004	1:51.111	281.0	3:06:17.819
32	3	4:02.674	37.834	1:33.916	1:50.924	281.7	3:10:20.493
33	3	4:13.409 B	38.917	1:34.200	2:00.292	281.7	3:14:33.902
34	3	6:05.182	2:39.177	1:34.113	1:51.892	278.8	3:20:39.084
35	3	4:00.686	37.478	1:33.258	1:49.950	278.8	3:24:39.770
36	3	4:11.870	37.657	1:33.625	2:00.588	278.1	3:28:51.640
37	3	4:27.659 B	51.165	1:35.052	2:01.442	278.8	3:33:19.299
38	1	6:58.834	3:18.204	1:40.882	1:59.748	242.6	3:40:18.133
39	1	4:16.468	40.086	1:36.126	2:00.256	279.5	3:44:34.601
40	1	4:15.400	40.465	1:36.577	1:58.358	278.8	3:48:50.001
41	1	4:13.896	40.442	1:35.967	1:57.487	280.3	3:53:03.897
42	1	4:13.358	39.856	1:36.090	1:57.412	277.4	3:57:17.255
43	1	4:14.366	39.944	1:36.669	1:57.753	261.3	4:01:31.621
44	2	:22:12.286	39.848	1:37.204	...	274.6	5:23:43.907
45	2	4:06.242	38.373	1:34.965	1:52.904	278.1	5:27:50.149
46	2	4:04.193	38.431	1:34.120	1:51.642	278.8	5:31:54.342
47	2	4:01.936	37.782	1:33.567	1:50.587	281.0	5:35:56.278
48	2	4:13.859 B	38.212	1:35.019	2:00.628	280.3	5:40:10.137
49	2	6:27.194	2:47.616	1:33.698	2:05.880	283.2	5:46:37.331
50	2	4:00.818	37.714	1:33.075	1:50.029	279.5	5:50:38.149
51	2	4:00.894	37.660	1:32.973	1:50.261	279.5	5:54:39.043
52	2	4:00.490	37.528	1:33.005	1:49.957	280.3	5:58:39.533
53	2	8:48.090 B	38.992	3:39.822	4:29.276	79.4	6:07:27.623
54	2	9:27.596	5:57.999	1:34.984	1:54.613	281.0	6:16:55.219
55	2	4:04.165	38.440	1:34.105	1:51.620	281.0	6:20:59.384
56	2	4:02.360	37.585	1:32.838	1:51.937	279.5	6:25:01.744
57	2	4:01.171	37.352	1:33.427	1:50.392	278.1	6:29:02.915
58	2	4:13.081	37.784	1:36.536	1:58.761	278.1	6:33:15.996
59	2	6:51.048	1:05.330	3:10.016	2:35.702	115.3	6:40:07.044
60	2	4:02.746	38.298	1:33.425	1:51.023	284.7	6:44:09.790
61	2	4:00.213	37.335	1:32.309	1:50.569	283.2	6:48:10.003
62	2	4:13.768 B	38.352	1:34.448	2:00.968	283.2	6:52:23.771
63	1	16:28.440	...	1:37.562	2:03.350	275.3	7:08:52.211
64	1	4:57.653	39.661	2:17.652	2:00.340	274.6	7:13:49.864
65	1	4:11.532	39.192	1:35.918	1:56.422	275.3	7:18:01.396
66	1	4:10.211	39.392	1:35.731	1:55.088	275.3	7:22:11.607
67	1	4:11.864	39.886	1:35.257	1:56.721	278.1	7:26:23.471
68	1	4:11.661	39.307	1:35.475	1:56.879	280.3	7:30:35.132
69	1	4:09.280	39.613	1:35.140	1:54.527	279.5	7:34:44.412
70	1	4:08.412	38.908	1:34.425	1:55.079	281.7	7:38:52.824
71	1	4:09.762	39.170	1:34.956	1:55.636	280.3	7:43:02.586
72	1	4:11.128	39.775	1:35.257	1:56.096	278.1	7:47:13.714
73	1	4:22.909	39.995	1:36.700	2:06.214	278.1	7:51:36.623
74	1	4:11.261	39.382	1:36.144	1:55.735	277.4	7:55:47.884
75	1	4:17.157	38.960	1:39.726	1:58.471	276.0	8:00:05.041
76	1	4:22.029 B	38.903	1:35.153	2:07.973	281.7	8:04:27.070
77	3	12:53.504	8:40.570	1:36.341	2:36.593	277.4	8:17:20.574
78	3	5:13.755	38.641	1:36.395	2:58.719	277.4	8:22:34.329
79	3	4:03.484	37.943	1:34.334	1:51.207	278.1	8:26:37.813
80	3	4:02.903	37.835	1:33.658	1:51.410	278.1	8:30:40.716
81	3	4:01.811	37.677	1:33.359	1:50.775	278.8	8:34:42.527
82	3	4:04.437	38.652	1:33.231	1:52.554	283.2	8:38:46.964
83	3	4:06.525	37.537	1:32.811	1:56.177	281.7	8:42:53.489
84	3	6:01.984 B	38.920	2:36.947	2:46.117	79.3	8:48:55.473

55 SPIRIT OF RACE — Ferrari 488 GTE — LMGTE Am
1.Duncan CAMERON 2.Aaron SCOTT 3.Marco CIOCI

Lap	D	Time	Sector 1	Sector 2	Sector 3	T. Spd	Elapsed
1	3	5:25.453 B	52.705	2:00.995	2:31.753	183.0	5:25.453
2	3	6:16.563	2:20.637	1:47.731	2:08.195	214.2	11:42.016
3	3	4:14.008	39.793	1:36.874	1:57.341	276.7	15:56.024
4	3	52:35.078	...	1:49.233	2:06.887	199.6	1:08:31.102
5	3	4:06.107	38.411	1:34.679	1:53.017	281.0	1:12:37.209
6	3	4:02.751	37.853	1:33.836	1:51.062	278.8	1:16:39.960
7	3	4:03.528	37.542	1:33.465	1:52.521	281.0	1:20:43.488
8	3	4:20.142 B	37.583	1:34.630	2:07.929	283.9	1:25:03.630
9	1	6:57.533	3:14.997	1:40.313	2:02.223	278.1	1:32:01.163
10	1	4:15.935	40.531	1:36.959	1:58.445	281.0	1:36:17.098
11	1	4:14.056	39.275	1:36.399	1:58.382	279.5	1:40:31.154
12	1	4:11.692	38.912	1:35.967	1:56.813	277.4	1:44:42.846
13	1	4:19.701 B	39.047	1:36.302	2:04.352	281.0	1:49:02.547
14	2	11:18.148	7:41.515	1:39.883	1:56.750	276.7	2:00:20.695
15	2	4:08.933	39.198	1:35.506	1:54.229	279.5	2:04:29.628
16	2	4:05.802	38.096	1:34.763	1:52.943	278.8	2:08:35.430
17	2	4:05.459	38.190	1:34.952	1:52.317	278.8	2:12:40.889
18	2	4:04.880	37.720	1:33.980	1:53.180	278.1	2:16:45.769
19	2	4:03.613	37.697	1:34.492	1:51.424	282.5	2:20:49.382
20	2	4:15.217 B	38.083	1:34.302	2:02.832	281.0	2:25:04.599
21	1	7:34.856	4:00.814	1:38.014	1:56.028	276.0	2:32:39.455
22	1	4:09.122	38.859	1:35.698	1:54.565	277.4	2:36:48.577
23	1	4:08.612	38.711	1:35.311	1:54.590	280.3	2:40:57.189
24	1	4:08.734	38.362	1:35.233	1:55.139	278.8	2:45:05.923
25	1	4:07.270	38.225	1:35.254	1:53.791	278.1	2:49:13.193
26	1	4:07.031	38.669	1:35.160	1:53.202	277.4	2:53:20.224
27	1	4:13.725 B	38.806	1:34.963	1:59.956	281.0	2:57:33.949
28	1	9:13.926	5:42.637	1:35.433	1:55.856	278.8	3:06:47.875
29	1	4:09.890	38.952	1:33.975	1:56.963	281.7	3:10:57.765
30	1	4:05.088	38.357	1:34.142	1:52.589	281.0	3:15:02.853
31	1	4:04.735	37.770	1:34.468	1:52.497	280.3	3:19:07.588
32	1	4:03.850	37.806	1:33.931	1:52.113	278.8	3:23:11.438
33	1	4:13.741 B	38.240	1:34.427	2:01.074	278.1	3:27:25.179
34	3	7:21.421	3:52.556	1:35.475	1:53.390	274.6	3:34:46.600
35	3	4:04.235	38.843	1:33.821	1:51.571	278.8	3:38:50.835
36	3	4:11.352 B	37.872	1:33.749	1:59.731	281.0	3:43:02.187
37	3	5:46.290	2:19.359	1:34.021	1:52.910	281.0	3:48:48.477
38	3	4:00.295	37.438	1:32.901	1:49.956	283.2	3:52:48.772
39	3	4:03.821	37.983	1:35.492	1:50.346	280.3	3:56:52.593
40	3	3:59.765	37.227	1:32.457	1:50.081	281.7	4:00:52.358

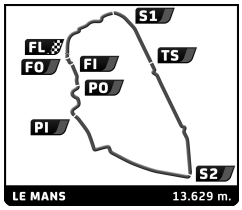

FIA WEC
Official Test 24 Hours of Le Mans
Official Test

Sector Analysis

Personal Best | Session Best | **B** Crossing the finish line in pit lane

Lap	D	Time	Sector 1	Sector 2	Sector 3	T. Spd	Elapsed
41	2	:19:18.977	38.827	1:38.335	...	255.7	5:20:11.335
42	2	4:22.149 B	40.554	1:37.112	2:04.483	280.3	5:24:33.484
43	2	5:32.685	2:02.030	1:37.013	1:53.642	281.7	5:30:06.169
44	2	4:04.466	38.480	1:34.076	1:51.910	281.7	5:34:10.635
45	2	4:02.919	37.528	1:33.468	1:51.923	283.2	5:38:13.554
46	2	4:02.229	37.402	1:32.702	1:52.125	283.2	5:42:15.783
47	2	4:14.030 B	38.079	1:34.199	2:01.752	284.7	5:46:29.813
48	2	18:31.746 B	...	2:52.356	4:37.642	148.8	6:05:01.559
49	2	11:57.862	8:20.169	1:36.872	2:00.821	276.7	6:16:59.421
50	2	4:05.939	37.456	1:33.254	1:55.229	285.4	6:21:05.360
51	2	4:02.350	37.378	1:32.755	1:52.217	283.9	6:25:07.710
52	2	4:00.550	37.452	1:32.825	1:50.273	281.0	6:29:08.260
53	2	4:24.302 B	37.205	1:37.172	2:09.925	281.0	6:33:32.562
54	1	10:25.200	6:49.811	1:37.489	1:57.900	279.5	6:43:57.762
55	1	4:11.377	39.078	1:38.078	1:54.221	283.2	6:48:09.139
56	1	4:08.531	38.792	1:35.950	1:53.789	281.0	6:52:17.670
57	1	4:05.999	38.227	1:34.197	1:53.575	281.7	6:56:23.669
58	1	4:14.757 B	39.511	1:34.759	2:00.487	283.2	7:00:38.426
59	1	7:30.572	4:00.273	1:36.836	1:53.463	281.7	7:08:08.998
60	1	4:57.589	38.176	2:20.011	1:59.402	278.1	7:13:06.587
61	1	4:05.061	38.061	1:34.666	1:52.334	278.8	7:17:11.648
62	1	4:06.296	38.540	1:34.318	1:53.438	281.0	7:21:17.944
63	1	4:13.464 B	39.042	1:34.139	2:00.283	282.5	7:25:31.408
64	1	5:35.873	2:06.291	1:36.367	1:53.215	281.0	7:31:07.281
65	1	4:04.120	38.229	1:33.975	1:51.916	280.3	7:35:11.401
66	1	4:04.535	38.342	1:33.896	1:52.297	281.0	7:39:15.936
67	1	4:03.683	38.062	1:33.524	1:52.097	281.7	7:43:19.619
68	1	4:12.819 B	38.237	1:33.725	2:00.857	279.5	7:47:32.438
69	3	6:36.163	3:11.338	1:33.198	1:51.627	283.2	7:54:08.601
70	3	3:58.804	37.357	1:32.050	1:49.397	282.5	7:58:07.405
71	3	4:11.850 B	38.667	1:32.107	2:01.076	285.4	8:02:19.255
72	3	7:07.385	3:44.779	1:33.123	1:49.483	282.5	8:09:26.640
73	3	4:37.973	37.185	1:32.318	2:28.470	281.7	8:14:04.613
74	3	5:46.914	37.146	1:32.393	3:37.375	281.7	8:19:51.527
75	3	4:59.019 B	38.690	1:33.408	2:46.921	283.2	8:24:50.546
76	3	5:09.564	1:43.533	1:35.532	1:50.499	227.7	8:30:00.110
77	3	4:09.366 B	37.330	1:31.849	2:00.187	283.9	8:34:09.476
78	2	5:32.107	2:03.433	1:34.767	1:53.907	282.5	8:39:41.583
79	2	4:04.576	38.141	1:34.170	1:52.265	281.0	8:43:46.159
80	2	8:21.690 B	51.226	2:54.553	4:35.911	79.3	8:52:07.849

60 Clearwater Racing — Ferrari 488 GTE, LMGTE Am
1.Richard WEE
2.Hiroki KATOH

Lap	D	Time	Sector 1	Sector 2	Sector 3	T. Spd	Elapsed
1	2	8:36.049	4:37.293	1:49.785	2:08.971	193.5	8:36.049
2	2	4:21.719	42.096	1:40.081	1:59.542	264.5	12:57.768
3	2	4:17.402	40.319	1:39.008	1:58.075	271.1	17:15.170
4	2	4:16.835	40.306	1:37.703	1:58.826	275.3	21:32.005
5	2	4:55.007 B	1:02.556	1:41.192	2:11.259	271.1	26:27.012
6	2	10:05.833	6:29.294	1:38.527	1:58.012	271.8	36:32.845
7	2	4:13.905	39.485	1:39.120	1:55.300	273.9	40:46.750
8	2	4:09.638	38.881	1:35.997	1:54.760	273.2	44:56.388
9	2	4:20.303 B	39.008	1:37.212	2:04.083	273.2	49:16.691
10	2	7:22.930	3:47.922	1:37.842	1:57.166	255.1	56:39.621
11	2	5:24.071	40.474	2:45.589	1:58.008	79.8	1:02:03.692
12	2	4:10.094	38.793	1:36.984	1:54.317	275.3	1:06:13.786
13	2	4:20.055 B	38.775	1:36.698	2:04.582	273.2	1:10:33.841
14	1	19:31.146	...	2:26.984	2:20.482	198.1	1:30:04.987
15	1	4:36.864	43.278	1:41.953	2:11.633	242.6	1:34:41.851
16	1	4:32.843	46.967	1:42.566	2:03.310	269.8	1:39:14.694
17	1	4:26.640	42.969	1:41.182	2:02.489	229.2	1:43:41.334
18	1	4:21.670	41.212	1:39.902	2:00.556	265.1	1:48:03.004
19	1	4:21.990	40.186	1:39.469	2:02.335	271.1	1:52:24.994
20	1	4:21.974	43.298	1:38.686	1:59.990	273.2	1:56:46.968
21	1	4:19.610	40.701	1:38.516	2:00.393	271.8	2:01:06.578
22	1	4:21.113	41.787	1:38.332	2:00.994	271.1	2:05:27.691
23	1	4:15.934	40.309	1:37.479	1:58.146	277.4	2:09:43.625
24	1	4:17.071	39.864	1:37.591	1:59.616	273.2	2:14:00.696
25	1	4:22.093	41.200	1:39.148	2:01.745	272.5	2:18:22.789
26	1	4:24.113	43.543	1:38.473	2:02.097	258.8	2:22:46.902
27	1	4:29.950 B	42.077	1:38.987	2:08.886	272.5	2:27:16.852
28	2	23:18.918	...	1:41.137	1:57.750	249.3	2:50:35.770
29	2	4:16.773	40.013	1:37.191	1:59.569	271.1	2:54:52.543
30	2	4:12.287	39.811	1:36.149	1:56.327	273.9	2:59:04.830
31	2	4:10.271	39.458	1:36.282	1:54.531	273.9	3:03:15.101
32	2	4:22.859 B	40.177	1:36.508	2:06.174	273.2	3:07:37.960
33	2	7:42.004	4:07.513	1:38.820	1:55.671	274.6	3:15:19.964
34	2	4:12.077	39.672	1:36.472	1:55.933	273.9	3:19:32.041
35	2	4:08.667	38.861	1:35.917	1:53.889	272.5	3:23:40.708
36	2	4:13.910	39.161	1:36.129	1:58.620	272.5	3:27:54.618
37	2	4:46.160 B	1:08.373	1:36.840	2:00.947	271.8	3:32:40.778
38	1	6:26.288	2:46.953	1:39.317	2:00.018	263.9	3:39:07.066
39	1	4:24.269	40.649	1:41.089	2:02.531	271.8	3:43:31.335
40	1	4:25.592 B	41.527	1:37.994	2:06.071	274.6	3:47:56.927
41	1	6:27.965	2:50.392	1:39.736	1:57.837	222.6	3:54:24.892
42	1	4:11.411	38.855	1:36.467	1:56.089	273.9	3:58:36.303
43	1	4:16.319	38.856	1:37.958	1:59.505	272.5	4:02:52.622
44	2	:28:50.333	39.931	1:42.350	...	269.8	5:31:42.955
45	2	4:10.207	39.551	1:35.972	1:54.684	274.6	5:35:53.162
46	2	4:08.944	39.030	1:35.572	1:54.342	271.8	5:40:02.106
47	2	4:07.531	38.478	1:35.103	1:53.950	274.6	5:44:09.637
48	2	4:13.500	39.567	1:35.567	1:58.366	273.2	5:48:23.137
49	2	4:20.508 B	39.373	1:36.370	2:04.765	271.1	5:52:43.645
50	1	7:19.098	3:09.138	1:43.581	2:26.379	269.8	6:00:02.743
51	1	10:07.892 B	1:26.051	4:18.718	4:23.123	79.3	6:10:10.635
52	1	6:06.787	2:13.418	1:45.636	2:07.733	200.0	6:16:17.422
53	1	4:28.013	43.074	1:41.842	2:03.097	269.8	6:20:45.435
54	1	4:27.892	42.066	1:39.655	2:06.171	269.1	6:25:13.327
55	1	4:29.255	43.179	1:41.685	2:04.391	258.2	6:29:42.582
56	1	6:50.545	45.087	2:27.233	3:38.225	245.9	6:36:33.127
57	1	5:29.351	1:03.279	2:22.335	2:03.737	162.4	6:42:02.478
58	1	4:28.631	45.926	1:39.926	2:02.779	269.8	6:46:31.109
59	1	4:24.104	42.421	1:40.071	2:01.612	271.8	6:50:55.213
60	1	4:27.558	42.891	1:40.942	2:03.725	259.4	6:55:22.771
61	1	4:28.534	44.360	1:40.408	2:03.766	270.4	6:59:51.305
62	1	4:32.134 B	43.682	1:39.299	2:09.153	271.8	7:04:23.439
63	2	17:19.697	...	1:45.901	2:00.795	271.1	7:21:43.136
64	2	4:17.611	41.277	1:37.329	1:59.005	269.8	7:26:00.747
65	2	4:16.265	39.956	1:37.722	1:58.587	271.1	7:30:17.012
66	2	4:09.266	38.976	1:35.297	1:54.993	277.4	7:34:26.278
67	2	4:11.594	38.978	1:35.848	1:56.768	272.5	7:38:37.872
68	2	4:08.876	38.807	1:35.364	1:54.705	275.3	7:42:46.748
69	2	4:08.809	39.566	1:35.890	1:53.353	273.9	7:46:55.557
70	2	4:07.614	38.455	1:35.115	1:54.044	274.6	7:51:03.171

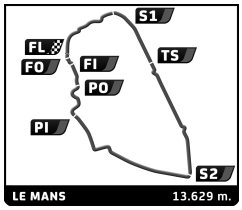

FIA WEC
Official Test 24 Hours of Le Mans
Official Test

Sector Analysis

Personal Best | Session Best | **B** Crossing the finish line in pit lane

Lap	D	Time	Sector 1	Sector 2	Sector 3	T. Spd	Elapsed
71	2	4:07.587	38.783	1:35.121	1:53.683	273.9	7:55:10.758
72	2	4:19.372 B	39.890	1:36.476	2:03.006	274.6	7:59:30.130
73	2	6:25.587	2:50.919	1:36.820	1:57.848	255.7	8:05:55.717
74	2	4:05.248	38.309	1:34.480	1:52.459	276.0	8:10:00.965
75	2	4:47.331	38.522	1:34.485	2:34.324	274.6	8:14:48.296
76	2	5:57.469 B	38.466	1:35.499	3:43.504	277.4	8:20:45.765
77	1	9:07.025	5:20.981	1:41.748	2:04.296	268.4	8:29:52.790
78	1	4:16.267	40.064	1:37.243	1:58.960	275.3	8:34:09.057
79	1	4:18.030	39.971	1:38.559	1:59.500	271.1	8:38:27.087
80	1	4:29.427	40.058	1:38.416	2:10.953	271.1	8:42:56.514
81	1	7:04.070 B	44.802	2:48.462	3:30.806	79.1	8:50:00.584

61 **Clearwater Racing** — Ferrari 488 GTE, LMGTE Am
1.Weng Sun MOK 2.Keita SAWA 3.Matt GRIFFIN

Lap	D	Time	Sector 1	Sector 2	Sector 3	T. Spd	Elapsed
1	2	6:50.751 B	2:45.218	1:52.248	2:13.285	181.5	6:50.751
2	2	5:50.577	2:12.748	1:41.791	1:56.038	271.8	12:41.328
3	2	4:09.347	38.318	1:35.497	1:55.532	277.4	16:50.675
4	2	4:08.965	39.280	1:36.283	1:53.402	276.7	20:59.640
5	2	4:34.909	1:01.497	1:39.004	1:54.408	271.1	25:34.549
6	2	4:05.187	37.928	1:34.318	1:52.941	281.0	29:39.736
7	2	4:05.896	37.725	1:35.633	1:52.538	278.8	33:45.632
8	2	4:12.964 B	38.204	1:35.692	1:59.068	278.8	37:58.596
9	3	6:20.161	2:44.910	1:37.740	1:57.511	270.4	44:18.757
10	3	4:14.798	39.038	1:35.785	1:59.975	278.1	48:33.555
11	3	4:33.546	1:05.432	1:34.749	1:53.365	278.8	53:07.101
12	3	4:03.924	37.734	1:34.070	1:52.120	278.8	57:11.025
13	3	5:29.491 B	42.318	2:45.103	2:02.070	79.8	1:02:40.516
14	3	16:01.851	...	1:36.630	1:53.889	274.6	1:18:42.367
15	3	4:05.956	37.990	1:34.029	1:53.937	278.1	1:22:48.323
16	3	5:26.057 B	1:05.758	2:14.358	2:05.941	278.1	1:28:14.380
17	1	6:27.346	2:31.865	1:41.252	2:14.229	277.4	1:34:41.726
18	1	4:23.873	41.786	1:40.530	2:01.557	244.8	1:39:05.599
19	1	4:17.092	39.995	1:37.724	1:59.373	282.5	1:43:22.691
20	1	4:15.479	40.583	1:36.829	1:58.067	281.0	1:47:38.170
21	1	4:14.263	40.228	1:36.777	1:57.258	278.8	1:51:52.433
22	1	4:12.193	39.710	1:36.374	1:56.109	278.8	1:56:04.626
23	1	4:14.205	40.821	1:37.035	1:56.349	264.5	2:00:18.831
24	1	4:10.434	39.973	1:35.948	1:54.513	279.5	2:04:29.265
25	1	4:11.180	40.668	1:35.465	1:55.047	278.8	2:08:40.445
26	1	4:08.295	38.595	1:35.660	1:54.040	278.8	2:12:48.740
27	1	4:28.304 B	40.977	1:36.523	2:10.804	277.4	2:17:17.044
28	1	6:48.946	3:14.585	1:37.543	1:56.818	280.3	2:24:05.990
29	1	4:06.168	38.248	1:34.623	1:53.297	284.7	2:28:12.158
30	1	4:06.146	38.593	1:34.762	1:52.791	279.5	2:32:18.304
31	1	4:06.759	38.633	1:35.030	1:53.096	279.5	2:36:25.063
32	1	4:19.346 B	38.926	1:35.121	2:05.299	280.3	2:40:44.409
33	2	7:57.717	4:25.671	1:38.394	1:53.652	226.8	2:48:42.126
34	2	4:07.554	38.126	1:35.142	1:54.286	276.7	2:52:49.680
35	2	4:05.772	38.669	1:34.981	1:52.122	277.4	2:56:55.452
36	2	4:03.229	37.817	1:34.089	1:51.323	278.1	3:00:58.681
37	2	4:08.267	38.248	1:34.696	1:55.323	280.3	3:05:06.948
38	2	4:04.902	38.981	1:33.827	1:52.094	281.7	3:09:11.850
39	2	4:02.809	37.528	1:34.049	1:51.232	278.8	3:13:14.659
40	2	4:09.453	38.640	1:34.096	1:56.717	279.5	3:17:24.112
41	2	4:01.857	37.678	1:33.644	1:50.535	279.5	3:21:25.969
42	2	4:05.292	37.622	1:34.248	1:53.422	278.8	3:25:31.261
43	2	4:36.676	1:05.975	1:34.545	1:56.156	277.4	3:30:07.937
44	2	4:02.125	37.441	1:33.884	1:50.800	278.1	3:34:10.062
45	2	4:09.060 B	37.593	1:33.779	1:57.688	280.3	3:38:19.122
46	3	8:48.904	5:20.941	1:34.681	1:53.282	280.3	3:47:08.026
47	3	4:06.662	37.865	1:34.242	1:54.555	284.7	3:51:14.688
48	3	4:03.259	38.450	1:33.606	1:51.203	279.5	3:55:17.947
49	3	4:00.938	37.582	1:33.342	1:50.014	278.8	3:59:18.885
50	3	4:01.205	37.323	1:33.310	1:50.572	278.1	4:03:20.090
51	3	:15:54.085	37.594	1:38.917	...	281.7	5:19:14.175
52	3	4:02.199	37.633	1:33.779	1:50.787	276.7	5:23:16.374
53	3	4:03.968	38.194	1:33.162	1:52.612	280.3	5:27:20.342
54	3	4:11.236 B	37.532	1:33.371	2:00.333	281.0	5:31:31.578
55	3	6:30.958	3:05.182	1:34.438	1:51.338	282.5	5:38:02.536
56	3	4:02.906	37.739	1:33.749	1:51.418	278.1	5:42:05.442
57	3	4:13.670 B	37.752	1:33.888	2:02.030	277.4	5:46:19.112
58	3	12:35.680 B	8:59.957	1:34.467	2:01.256	277.4	5:58:54.792
59	3	21:24.214	...	1:34.874	1:51.978	280.3	6:20:19.006
60	3	3:59.276	37.183	1:32.688	1:49.405	276.7	6:24:18.282
61	3	3:59.777	37.448	1:32.650	1:49.679	278.1	6:28:18.059
62	3	4:53.015 B	37.217	1:33.562	2:42.236	278.1	6:33:11.074
63	3	10:04.079	6:37.703	1:34.522	1:51.854	278.8	6:43:15.153
64	3	4:04.905	39.181	1:34.113	1:51.611	281.7	6:47:20.058
65	3	4:01.160	37.922	1:33.081	1:50.157	282.5	6:51:21.218
66	3	4:01.496	37.558	1:32.807	1:51.131	280.3	6:55:22.714
67	3	4:07.310 B	37.684	1:32.850	1:56.776	281.0	6:59:30.024
68	2	6:15.394	2:48.741	1:34.709	1:51.944	277.4	7:05:45.418
69	2	4:02.689	37.705	1:33.295	1:51.689	282.5	7:09:48.107
70	2	4:50.516	37.768	2:14.718	1:58.030	276.7	7:14:38.623
71	2	4:01.665	37.520	1:33.620	1:50.525	277.4	7:18:40.288
72	2	4:00.461	37.423	1:33.220	1:49.818	278.8	7:22:40.749
73	2	4:03.073	39.154	1:33.368	1:50.551	279.5	7:26:43.822
74	2	4:00.333	37.297	1:33.011	1:50.025	281.0	7:30:44.155
75	2	4:08.954 B	37.518	1:33.275	1:58.161	281.0	7:34:53.109
76	1	15:06.707	...	1:39.474	2:01.240	272.5	7:49:59.816
77	1	4:18.058	40.416	1:36.084	2:01.558	278.8	7:54:17.874
78	1	4:10.202	39.297	1:35.519	1:55.386	280.3	7:58:28.076
79	1	4:08.457	39.251	1:35.087	1:54.119	282.5	8:02:36.533
80	1	4:16.644 B	39.608	1:35.835	2:01.201	280.3	8:06:53.177
81	1	6:56.159	2:40.412	1:38.012	2:37.735	278.8	8:13:49.336
82	1	5:57.332	39.003	1:38.197	3:40.132	276.0	8:19:46.668
83	1	4:56.362	38.831	1:36.077	2:41.454	276.7	8:24:43.030
84	1	4:13.337	42.305	1:36.642	1:54.390	280.3	8:28:56.367
85	1	4:06.620	38.810	1:34.629	1:53.181	278.8	8:33:02.987
86	1	4:18.783 B	38.299	1:35.247	2:05.237	278.1	8:37:21.770
87	1	6:01.531	2:29.924	1:35.985	1:55.622	273.9	8:43:23.301
88	1	7:32.240 B	44.078	2:46.195	4:01.967	79.2	8:50:55.541

62 **Scuderia Corsa** — Ferrari 488 GTE, LMGTE Am
1.Cooper MACNEIL 2.William SWEEDLER 3.Townsend BELL

Lap	D	Time	Sector 1	Sector 2	Sector 3	T. Spd	Elapsed
1	3	18:53.618 B	...	1:40.090	2:03.606	253.3	18:53.618
2	3	12:21.292	8:53.214	1:35.327	1:52.751	281.7	31:14.910
3	3	4:03.181	37.818	1:33.608	1:51.755	286.2	35:18.091
4	3	4:07.989 B	37.875	1:33.515	1:56.599	286.9	39:26.080
5	3	7:41.597	4:13.479	1:35.027	1:53.091	285.4	47:07.677
6	3	4:35.188	1:05.795	1:35.854	1:53.539	247.0	51:42.865
7	3	4:16.740	52.275	1:33.146	1:51.319	286.2	55:59.605

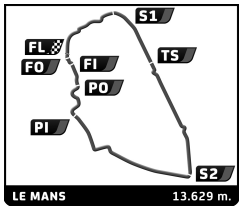

FIA WEC
Official Test 24 Hours of Le Mans
Official Test

Sector Analysis

Personal Best | Session Best | **B** Crossing the finish line in pit lane

Lap	D	Time	Sector 1	Sector 2	Sector 3	T. Spd	Elapsed
8	3	4:24.682 B	37.734	1:49.055	1:57.893	80.9	1:00:24.287
9	3	20:13.519	...	1:39.109	1:58.612	238.3	1:20:37.806
10	3	4:20.992	41.525	1:37.248	2:02.219	276.7	1:24:58.798
11	3	5:31.150	1:07.014	2:19.041	2:05.095	271.1	1:30:29.948
12	3	4:12.982	40.074	1:35.226	1:57.682	289.3	1:34:42.930
13	3	4:16.309	41.465	1:36.778	1:58.066	281.7	1:38:59.239
14	3	4:11.373	39.310	1:36.192	1:55.871	283.9	1:43:10.612
15	3	4:08.084	38.852	1:34.736	1:54.496	283.9	1:47:18.696
16	3	4:07.366	38.950	1:34.055	1:54.361	286.2	1:51:26.062
17	3	4:05.720	38.288	1:34.045	1:53.387	286.2	1:55:31.782
18	3	4:15.608 B	38.505	1:33.937	2:03.166	286.2	1:59:47.390
19	1	21:18.152	...	1:42.131	2:04.051	213.0	2:21:05.542
20	1	4:18.016	40.865	1:38.174	1:58.977	252.8	2:25:23.558
21	1	4:12.499	39.272	1:36.933	1:56.294	280.3	2:29:36.057
22	1	4:11.350	39.525	1:36.325	1:55.500	281.7	2:33:47.407
23	1	4:11.808	39.241	1:36.120	1:56.447	281.7	2:37:59.215
24	1	4:10.661	39.328	1:35.623	1:55.710	281.7	2:42:09.876
25	1	4:18.689 B	39.352	1:35.493	2:03.844	283.9	2:46:28.565
26	3	11:31.166	8:04.716	1:34.508	1:51.942	282.5	2:57:59.731
27	3	4:01.545	37.744	1:32.981	1:50.820	286.2	3:02:01.276
28	3	4:00.807	37.755	1:32.408	1:50.644	288.5	3:06:02.083
29	3	3:59.876	37.424	1:32.509	1:49.943	285.4	3:10:01.959
30	3	4:02.392	38.613	1:32.711	1:51.068	285.4	3:14:04.351
31	3	4:10.022 B	39.606	1:33.151	1:57.265	267.8	3:18:14.373
32	3	11:00.507	7:28.379	1:36.281	1:55.847	281.7	3:29:14.880
33	3	4:07.519	38.748	1:34.864	1:53.907	282.5	3:33:22.399
34	3	4:14.698	39.331	1:34.517	2:00.850	283.9	3:37:37.097
35	3	4:08.673	38.890	1:34.885	1:54.898	282.5	3:41:45.770
36	3	4:08.873	38.903	1:34.824	1:55.146	280.3	3:45:54.643
37	3	4:06.393	38.739	1:33.944	1:53.710	284.7	3:50:01.036
38	3	4:06.772	38.605	1:34.572	1:53.595	283.9	3:54:07.808
39	3	4:08.969	38.583	1:34.662	1:55.724	282.5	3:58:16.777
40	3	4:06.398	38.528	1:34.139	1:53.731	282.5	4:02:23.175
41	1	:27:24.591	38.480	1:35.347	...	281.7	5:29:47.766
42	1	4:09.139	39.501	1:35.355	1:54.283	281.7	5:33:56.905
43	1	4:10.185	39.544	1:36.634	1:54.007	283.9	5:38:07.090
44	1	4:06.197	38.642	1:33.972	1:53.583	283.9	5:42:13.287
45	1	4:06.799	38.728	1:34.309	1:53.762	285.4	5:46:20.086
46	1	4:17.829 B	39.570	1:35.715	2:02.544	282.5	5:50:37.915
47	3	30:41.524	...	1:35.817	1:54.081	286.9	6:21:19.439
48	3	3:59.322	37.272	1:31.887	1:50.163	288.5	6:25:18.761
49	3	4:07.232 B	37.824	1:33.601	1:55.807	281.7	6:29:25.993
50	3	16:33.654	...	1:33.333	1:58.205	287.7	6:45:59.647
51	3	3:58.599	37.236	1:31.761	1:49.602	286.9	6:49:58.246
52	3	4:07.649 B	37.761	1:32.577	1:57.311	284.7	6:54:05.895
53	1	10:19.196	6:47.557	1:35.263	1:56.376	284.7	7:04:25.091
54	1	4:08.675	38.445	1:33.900	1:56.330	286.2	7:08:33.766
55	1	4:58.740	39.114	2:19.011	2:00.615	281.0	7:13:32.506
56	1	4:07.661	38.660	1:34.501	1:54.500	282.5	7:17:40.167
57	1	4:04.373	38.275	1:33.921	1:52.177	283.9	7:21:44.540
58	1	4:16.286 B	38.688	1:35.446	2:02.152	284.7	7:26:00.826
59	2	8:40.764	5:09.690	1:35.629	1:55.445	283.9	7:34:41.590
60	2	4:07.961	39.087	1:34.544	1:54.330	281.0	7:38:49.551
61	2	4:06.843	38.513	1:34.047	1:54.283	285.4	7:42:56.394
62	2	4:06.349	38.473	1:34.018	1:53.858	284.7	7:47:02.743
63	2	4:06.704	38.495	1:34.336	1:53.873	284.7	7:51:09.447
64	2	4:06.413	38.684	1:33.645	1:54.084	284.7	7:55:15.860
65	2	4:06.081	38.416	1:34.145	1:53.520	283.9	7:59:21.941
66	2	4:04.119	37.976	1:33.524	1:52.619	286.2	8:03:26.060
67	2	4:04.245	37.877	1:33.666	1:52.702	284.7	8:07:30.305
68	2	4:10.893	38.547	1:33.586	1:58.760	284.7	8:11:41.198
69	2	4:53.277 B	38.921	1:34.362	2:39.994	284.7	8:16:34.475
70	2	12:58.512	9:31.394	1:34.287	1:52.831	282.5	8:29:32.987
71	2	4:02.507	37.742	1:33.187	1:51.578	285.4	8:33:35.494
72	2	4:02.502	37.769	1:33.206	1:51.527	282.5	8:37:37.996
73	2	4:36.699	37.670	1:33.091	2:25.938	285.4	8:42:14.695
74	2	4:14.919 B	39.291	1:33.553	2:02.075	286.2	8:46:29.614

63 **Corvette Racing - GM** — Chevrolet Corvette C7.R
1.Jan MAGNUSSEN 3.Jordan TAYLOR 2.Antonio GARCIA — LMGTE Pro

Lap	D	Time	Sector 1	Sector 2	Sector 3	T. Spd	Elapsed
1	2	5:58.988 B	1:56.135	1:50.895	2:11.958	169.3	5:58.988
2	2	7:15.276	3:37.928	1:40.915	1:56.433	229.7	13:14.264
3	2	4:04.011	38.239	1:33.529	1:52.243	262.6	17:18.275
4	2	4:03.100	37.957	1:32.467	1:52.676	279.5	21:21.375
5	2	4:29.529	1:02.780	1:35.520	1:51.229	275.3	25:50.904
6	2	4:00.975	37.554	1:32.376	1:51.045	286.9	29:51.879
7	2	4:12.284 B	38.703	1:32.479	2:01.102	293.2	34:04.163
8	2	7:30.924	4:01.348	1:32.790	1:56.786	285.4	41:35.087
9	2	4:01.457	37.724	1:32.430	1:51.303	294.8	45:36.544
10	2	4:09.019 B	37.680	1:32.226	1:59.113	297.2	49:45.563
11	2	7:55.086	4:31.647	1:32.638	1:50.801	290.8	57:40.649
12	2	5:18.363	41.052	2:46.447	1:50.864	78.1	1:02:59.012
13	2	3:58.938	37.345	1:31.780	1:49.813	294.8	1:06:57.950
14	2	4:19.838 B	37.978	1:32.545	2:09.315	283.2	1:11:17.788
15	1	6:27.077	2:57.011	1:35.781	1:54.285	253.3	1:17:44.865
16	1	4:01.229	38.178	1:32.132	1:50.919	296.4	1:21:46.094
17	1	4:03.378	38.235	1:33.839	1:51.304	278.8	1:25:49.472
18	1	4:51.583	37.824	2:17.385	1:56.374	296.4	1:30:41.055
19	1	4:01.130	37.267	1:31.035	1:52.828	296.4	1:34:42.185
20	1	4:05.832 B	37.880	1:31.434	1:56.518	294.8	1:38:48.017
21	1	7:44.797	4:18.959	1:34.091	1:51.747	264.5	1:46:32.814
22	1	3:56.876	37.541	1:30.808	1:48.527	296.4	1:50:29.690
23	1	3:55.837	36.591	1:30.146	1:49.100	297.2	1:54:25.527
24	1	4:04.956 B	38.033	1:30.884	1:56.039	295.6	1:58:30.483
25	1	7:14.589	3:53.472	1:31.870	1:49.247	291.6	2:05:45.072
26	1	3:56.646	36.998	1:30.199	1:49.449	298.0	2:09:41.718
27	1	3:55.726	36.883	1:30.337	1:48.506	296.4	2:13:37.444
28	1	4:03.932 B	37.367	1:31.239	1:55.326	296.4	2:17:41.376
29	1	8:02.460	4:40.682	1:31.565	1:50.213	295.6	2:25:43.836
30	1	3:56.545	36.903	1:30.578	1:49.064	291.6	2:29:40.381
31	1	3:57.282	37.099	1:30.709	1:49.474	296.4	2:33:37.663
32	1	3:58.925	37.518	1:30.961	1:50.446	296.4	2:37:36.588
33	1	4:05.248 B	37.680	1:31.201	1:56.367	294.0	2:41:41.836
34	2	12:23.185	8:58.278	1:33.358	1:51.549	259.4	2:54:05.021
35	2	3:57.255	37.303	1:31.028	1:48.924	294.8	2:58:02.276
36	2	4:02.306	38.977	1:30.755	1:52.574	281.0	3:02:04.582
37	2	4:05.488 B	37.326	1:31.290	1:56.872	277.4	3:06:10.070
38	2	6:42.576	3:18.788	1:33.809	1:49.979	239.3	3:12:52.646
39	2	3:57.068	36.948	1:31.113	1:49.007	294.0	3:16:49.714
40	2	3:57.215	37.162	1:30.810	1:49.243	294.0	3:20:46.929
41	2	4:05.128 B	37.084	1:31.169	1:56.875	295.6	3:24:52.057
42	2	10:06.526	6:41.588	1:31.437	1:53.501	291.6	3:34:58.583
43	2	3:56.106	37.095	1:30.286	1:48.725	295.6	3:38:54.689

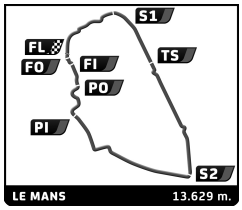

FIA WEC
Official Test 24 Hours of Le Mans
Official Test

Sector Analysis

Personal Best | Session Best | **B** Crossing the finish line in pit lane

Lap	D	Time	Sector 1	Sector 2	Sector 3	T. Spd	Elapsed
44	2	3:57.535	37.070	1:30.522	1:49.943	286.2	3:42:52.224
45	2	4:04.121 B	36.731	1:30.032	1:57.358	293.2	3:46:56.345
46	2	:20:02.713	...	1:34.469	1:49.830	252.8	5:06:59.058
47	2	3:55.712	36.780	1:30.432	1:48.500	294.0	5:10:54.770
48	2	4:03.014 B	36.861	1:30.205	1:55.948	294.0	5:14:57.784
49	2	14:21.946	...	1:32.453	1:48.932	288.5	5:29:19.730
50	2	4:03.928	37.340	1:30.594	1:55.994	297.2	5:33:23.658
51	2	3:55.064	36.873	1:30.015	1:48.176	294.8	5:37:18.722
52	2	4:12.307 B	37.583	1:33.350	2:01.374	276.0	5:41:31.029
53	2	7:38.035	4:17.166	1:31.535	1:49.334	288.5	5:49:09.064
54	2	3:57.033	37.825	1:30.409	1:48.799	284.7	5:53:06.097
55	2	4:03.390 B	36.776	1:30.950	1:55.664	278.8	5:57:09.487
56	3	20:09.088	...	1:34.032	1:51.389	252.8	6:17:18.575
57	3	3:58.321	37.589	1:31.035	1:49.697	294.0	6:21:16.896
58	3	3:57.689	37.435	1:30.765	1:49.489	296.4	6:25:14.585
59	3	4:00.998	39.250	1:30.530	1:51.218	295.6	6:29:15.583
60	3	4:21.260 B	37.528	1:35.476	2:08.256	294.8	6:33:36.843
61	3	10:12.512	6:50.934	1:31.368	1:50.210	293.2	6:43:49.355
62	3	3:57.696	37.298	1:31.015	1:49.383	294.8	6:47:47.051
63	3	3:57.964	37.584	1:31.053	1:49.327	294.8	6:51:45.015
64	3	3:56.998	37.816	1:30.589	1:48.593	295.6	6:55:42.013
65	3	4:07.803 B	37.331	1:32.924	1:57.548	289.3	6:59:49.816
66	1	6:16.261	2:52.134	1:33.272	1:50.855	280.3	7:06:06.077
67	1	3:58.317	37.281	1:31.843	1:49.193	293.2	7:10:04.394
68	1	4:52.785 B	36.890	2:14.455	2:01.440	293.2	7:14:57.179
69	1	7:15.543	3:55.110	1:31.034	1:49.399	292.4	7:22:12.722
70	1	3:56.136	37.343	1:30.413	1:48.380	293.2	7:26:08.858
71	1	3:59.462	36.812	1:33.064	1:49.586	260.7	7:30:08.320
72	1	3:55.857	36.827	1:30.311	1:48.719	292.4	7:34:04.177
73	1	4:02.577 B	37.560	1:30.228	1:54.789	292.4	7:38:06.754
74	1	6:14.034	2:46.746	1:35.876	1:51.412	250.4	7:44:20.788
75	1	3:56.009	36.755	1:29.922	1:49.332	295.6	7:48:16.797
76	1	4:00.867 B	37.004	1:29.699	1:54.164	298.0	7:52:17.664
77	3	8:08.606	4:46.989	1:31.772	1:49.845	292.4	8:00:26.270
78	3	3:56.996	37.178	1:31.124	1:48.694	294.0	8:04:23.266
79	3	3:55.585	37.074	1:30.356	1:48.155	294.0	8:08:18.851
80	3	4:38.986	37.102	1:30.192	2:31.692	294.0	8:12:57.837
81	3	4:56.385 B	37.092	1:30.611	2:48.682	294.0	8:17:54.222
82	3	8:57.767	5:37.132	1:31.372	1:49.263	290.0	8:26:51.989
83	3	3:55.854	37.060	1:30.193	1:48.601	297.2	8:30:47.843
84	3	3:55.988	37.291	1:30.012	1:48.685	295.6	8:34:43.831
85	3	3:56.040	37.733	1:30.308	1:47.999	296.4	8:38:39.871
86	3	4:06.533	37.149	1:30.333	1:59.051	294.0	8:42:46.404
87	3	5:50.602 B	40.451	2:33.743	2:36.408	78.1	8:48:37.006

64 **Corvette Racing - GM** — Chevrolet Corvette C7.R
1.Oliver GAVIN 3.Marcel FÄSSLER 2.Tommy MILNER — LMGTE Pro

Lap	D	Time	Sector 1	Sector 2	Sector 3	T. Spd	Elapsed
1	2	5:32.532 B	1:38.315	1:43.677	2:10.540	191.8	5:32.532
2	2	7:04.442	3:31.912	1:37.923	1:54.607	234.2	12:36.974
3	2	4:03.430	38.224	1:33.723	1:51.483	276.7	16:40.404
4	2	4:03.681	37.537	1:32.949	1:53.195	284.7	20:44.085
5	2	4:28.683	1:01.715	1:35.584	1:51.384	281.7	25:12.768
6	2	4:19.435	53.634	1:33.774	1:52.027	281.7	29:32.203
7	2	4:00.752	37.372	1:32.367	1:51.013	290.8	33:32.955
8	2	4:08.411 B	37.385	1:32.275	1:58.751	292.4	37:41.366
9	2	10:24.912	6:56.189	1:34.460	1:54.263	287.7	48:06.278
10	2	4:29.654	1:06.256	1:32.517	1:50.881	291.6	52:35.932
11	2	4:01.047	37.793	1:31.942	1:51.312	293.2	56:36.979
12	2	5:26.148 B	39.806	2:44.952	2:01.390	78.1	1:02:03.127
13	3	6:03.794	2:33.818	1:34.605	1:55.371	270.4	1:08:06.921
14	3	4:02.721	38.624	1:32.587	1:51.510	291.6	1:12:09.642
15	3	4:01.156	38.205	1:31.688	1:51.263	294.8	1:16:10.798
16	3	4:06.762 B	38.066	1:31.415	1:57.281	293.2	1:20:17.560
17	3	9:00.297	4:50.841	2:12.872	1:56.584	292.4	1:29:17.857
18	3	4:00.958	37.690	1:33.266	1:50.002	294.0	1:33:18.815
19	3	4:00.344	37.936	1:31.279	1:51.129	294.0	1:37:19.159
20	3	3:59.759	37.894	1:31.361	1:50.504	293.2	1:41:18.918
21	3	4:02.982	38.689	1:32.765	1:51.528	294.8	1:45:21.900
22	3	4:10.702 B	37.923	1:35.046	1:57.733	293.2	1:49:32.602
23	3	8:04.581	4:43.935	1:31.769	1:48.877	290.8	1:57:37.183
24	3	3:56.875	36.860	1:30.687	1:49.328	293.2	2:01:34.058
25	3	3:57.099	36.955	1:30.761	1:49.383	294.0	2:05:31.157
26	3	3:59.157	37.254	1:30.849	1:51.054	294.8	2:09:30.314
27	3	3:57.358	37.315	1:30.884	1:49.159	294.0	2:13:27.672
28	3	4:04.570 B	37.228	1:31.143	1:56.199	293.2	2:17:32.242
29	1	6:29.402	3:03.956	1:33.501	1:51.945	290.0	2:24:01.644
30	1	3:59.873	37.725	1:31.913	1:50.235	292.4	2:28:01.517
31	1	3:59.630	38.108	1:31.772	1:49.750	293.2	2:32:01.147
32	1	3:58.343	37.456	1:31.444	1:49.443	293.2	2:35:59.490
33	1	3:57.340	37.145	1:31.159	1:49.036	293.2	2:39:56.830
34	1	4:05.435 B	37.831	1:31.145	1:56.459	294.8	2:44:02.265
35	1	10:45.132	7:21.562	1:32.636	1:50.934	290.8	2:54:47.397
36	1	4:06.734	38.593	1:36.341	1:51.800	291.6	2:58:54.131
37	1	3:59.438	37.341	1:32.068	1:50.029	293.2	3:02:53.569
38	1	3:59.271	37.477	1:31.845	1:49.949	294.0	3:06:52.840
39	1	4:11.248 B	37.331	1:32.088	2:01.829	297.2	3:11:04.088
40	1	6:55.861	3:27.515	1:36.389	1:51.957	242.0	3:17:59.949
41	1	3:57.759	37.450	1:31.505	1:48.804	292.4	3:21:57.708
42	1	4:05.307	36.901	1:30.818	1:57.588	293.2	3:26:03.015
43	1	4:27.074	1:06.474	1:32.195	1:48.405	290.0	3:30:30.089
44	1	3:56.290	37.048	1:30.760	1:48.482	293.2	3:34:26.379
45	1	4:06.237 B	37.841	1:32.149	1:56.247	294.8	3:38:32.616
46	2	5:55.750	2:29.058	1:33.664	1:53.028	278.1	3:44:28.366
47	2	4:00.202	37.829	1:32.292	1:50.081	292.4	3:48:28.568
48	2	3:59.237	37.573	1:31.860	1:49.804	293.2	3:52:27.805
49	2	3:58.695	37.379	1:31.389	1:49.927	294.8	3:56:26.500
50	2	3:57.779	37.237	1:31.389	1:49.153	292.4	4:00:24.279
51	2	:07:29.009 B	37.905	1:35.611	...	281.7	5:07:53.288
52	2	4:53.741	1:30.270	1:33.045	1:50.426	280.3	5:12:47.029
53	2	3:56.190	36.846	1:30.830	1:48.514	290.8	5:16:43.219
54	2	3:56.512	36.808	1:31.025	1:48.679	290.0	5:20:39.731
55	2	3:56.618	37.002	1:31.001	1:48.615	292.4	5:24:36.349
56	2	4:05.762 B	37.372	1:31.398	1:56.992	294.0	5:28:42.111
57	2	9:11.985	5:50.544	1:31.936	1:49.505	289.3	5:37:54.096
58	2	3:56.610	37.129	1:30.935	1:48.546	292.4	5:41:50.706
59	2	3:57.796	37.321	1:31.168	1:49.307	294.0	5:45:48.502
60	2	4:05.329 B	37.557	1:31.699	1:56.073	290.0	5:49:53.831
61	2	13:22.953 B	7:49.021	1:36.419	3:57.513	283.2	6:03:16.784
62	2	13:58.717	...	1:33.117	1:50.005	285.4	6:17:15.501
63	2	3:58.261	37.325	1:31.092	1:49.844	294.8	6:21:13.762
64	2	4:04.912 B	37.382	1:31.057	1:56.473	294.8	6:25:18.674
65	1	11:18.314	5:16.582	2:26.018	3:35.714	278.1	6:36:36.988
66	1	5:04.647	1:03.144	2:10.972	1:50.531	174.5	6:41:41.635

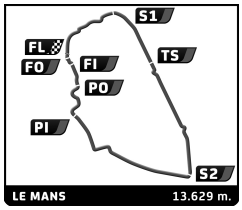

FIA WEC
Official Test 24 Hours of Le Mans
Official Test

Sector Analysis

Personal Best | Session Best | **B** Crossing the finish line in pit lane

Lap	D	Time	Sector 1	Sector 2	Sector 3	T. Spd	Elapsed
67	1	3:57.896	37.214	1:31.289	1:49.393	291.6	6:45:39.531
68	1	4:29.994 B	38.077	1:39.398	2:12.519	264.5	6:50:09.525
69	1	:35:14.903 B	...	1:32.928	2:00.474	284.7	8:25:24.428
70	1	5:41.798	2:22.540	1:31.060	1:48.198	291.6	8:31:06.226
71	1	3:56.457	36.911	1:29.977	1:49.569	295.6	8:35:02.683
72	1	3:54.701	36.712	1:29.740	1:48.249	294.8	8:38:57.384
73	1	3:59.361	37.060	1:30.125	1:52.176	295.6	8:42:56.745
74	1	6:05.915 B	40.935	2:45.612	2:39.368	78.2	8:49:02.660

65 Scuderia Corsa — Ferrari 488 GTE, LMGTE Am
1.Christina NIELSEN 2.Alessandro BALZAN 3.Bret CURTIS

Lap	D	Time	Sector 1	Sector 2	Sector 3	T. Spd	Elapsed
1	2	:26:16.930 B	...	1:44.845	2:11.512	243.1	1:26:16.930
2	2	11:27.161	7:52.651	1:37.534	1:56.976	276.0	1:37:44.091
3	2	4:08.637	39.833	1:34.850	1:53.954	283.2	1:41:52.728
4	2	4:04.927	38.233	1:33.902	1:52.792	281.0	1:45:57.655
5	2	4:04.554	37.795	1:33.852	1:52.907	281.7	1:50:02.209
6	2	4:05.687	38.037	1:33.988	1:53.662	281.0	1:54:07.896
7	2	4:12.026 B	37.934	1:33.895	2:00.197	280.3	1:58:19.922
8	2	11:13.400	7:44.261	1:35.726	1:53.413	278.8	2:09:33.322
9	2	4:06.905	37.944	1:34.633	1:54.328	280.3	2:13:40.227
10	2	4:04.427	38.010	1:34.024	1:52.393	283.2	2:17:44.654
11	2	4:05.385	37.675	1:34.410	1:53.300	280.3	2:21:50.039
12	2	4:01.632	37.527	1:32.994	1:51.111	281.7	2:25:51.671
13	2	4:14.442 B	37.949	1:35.389	2:01.104	282.5	2:30:06.113
14	3	13:07.744	9:22.765	1:40.169	2:04.810	270.4	2:43:13.857
15	3	4:19.514	41.173	1:37.927	2:00.414	275.3	2:47:33.371
16	3	4:17.580	40.374	1:38.006	1:59.200	276.7	2:51:50.951
17	3	4:15.955	40.532	1:36.934	1:58.489	279.5	2:56:06.906
18	3	4:14.304	39.745	1:37.028	1:57.531	276.0	3:00:21.210
19	3	4:13.921	39.601	1:36.783	1:57.537	278.1	3:04:35.131
20	3	4:28.495 B	40.354	1:38.727	2:09.414	276.7	3:09:03.626
21	1	12:40.292	8:59.421	1:40.143	2:00.728	276.7	3:21:43.918
22	1	4:25.389	39.732	1:36.670	2:08.987	277.4	3:26:09.307
23	1	4:49.494	1:12.419	1:41.537	1:55.538	277.4	3:30:58.801
24	1	4:09.039	39.187	1:35.580	1:54.272	277.4	3:35:07.840
25	1	4:06.620	38.641	1:34.953	1:53.026	278.8	3:39:14.460
26	1	4:07.613	38.749	1:34.494	1:54.370	279.5	3:43:22.073
27	1	4:05.424	38.356	1:34.257	1:52.811	281.0	3:47:27.497
28	1	4:04.619	38.208	1:33.922	1:52.489	281.7	3:51:32.116
29	1	4:03.781	38.654	1:33.564	1:51.563	283.2	3:55:35.897
30	1	4:17.205 B	40.329	1:34.453	2:02.423	278.8	3:59:53.102
31	2	:40:19.806	...	1:42.117	1:56.774	219.0	5:40:12.908
32	2	4:24.318 B	39.326	1:37.351	2:07.641	273.2	5:44:37.226
33	2	12:34.249	8:51.593	1:41.191	2:01.465	208.8	5:57:11.475
34	2	7:25.098 B	39.566	2:11.608	4:33.924	273.9	6:04:36.573
35	2	13:22.002 B	9:34.190	1:40.413	2:07.399	244.2	6:17:58.575
36	2	11:57.230	8:26.424	1:36.671	1:54.135	274.6	6:29:55.805
37	2	6:39.943	37.586	2:24.438	3:37.919	284.7	6:36:35.748
38	2	5:10.190	1:02.655	2:13.819	1:53.716	174.2	6:41:45.938
39	2	4:00.120	37.488	1:32.343	1:50.289	284.7	6:45:46.058
40	2	4:01.358	37.233	1:32.791	1:51.334	282.5	6:49:47.416
41	2	4:06.998 B	37.351	1:32.396	1:57.251	281.7	6:53:54.414
42	3	11:04.746	7:30.249	1:38.435	1:56.062	272.5	7:04:59.160
43	3	4:09.115	39.110	1:35.268	1:54.737	278.8	7:09:08.275
44	3	5:00.832	38.919	2:20.191	2:01.722	277.4	7:14:09.107
45	3	4:09.150	38.596	1:35.501	1:55.053	276.0	7:18:18.257
46	3	4:17.259 B	39.459	1:34.833	2:02.967	281.7	7:22:35.516
47	1	7:39.712	4:07.778	1:36.843	1:55.091	266.5	7:30:15.228
48	1	4:05.701	38.892	1:34.081	1:52.728	278.8	7:34:20.929
49	1	4:03.320	38.308	1:33.553	1:51.459	278.1	7:38:24.249
50	1	4:01.514	37.618	1:33.170	1:50.726	278.1	7:42:25.763
51	1	4:15.067 B	38.391	1:33.890	2:02.786	278.8	7:46:40.830
52	3	12:45.881 B	8:55.454	1:38.234	2:12.193	276.0	7:59:26.711
53	3	4:29.992	59.843	1:35.729	1:54.420	276.7	8:03:56.703
54	3	4:08.811	38.698	1:35.907	1:54.206	252.8	8:08:05.514
55	3	4:46.474	39.478	1:35.515	2:31.481	276.0	8:12:51.988
56	3	4:59.571	38.516	1:35.499	2:45.556	276.0	8:17:51.559
57	3	5:17.551	38.703	1:36.721	3:02.127	276.0	8:23:09.110
58	3	4:08.903	38.873	1:35.515	1:54.515	275.3	8:27:18.013
59	3	4:07.055	38.418	1:34.452	1:54.185	278.8	8:31:25.068
60	3	4:19.010 B	38.987	1:35.885	2:04.138	276.7	8:35:44.078
61	2	7:03.552	3:19.798	1:34.317	2:09.437	275.3	8:42:47.630
62	2	5:59.071 B	40.438	2:34.968	2:43.665	77.2	8:48:46.701

66 Ford Chip Ganassi Team UK — Ford GT, LMGTE Pro
1.Stefan MÜCKE 2.Olivier PLA 3.Billy JOHNSON

Lap	D	Time	Sector 1	Sector 2	Sector 3	T. Spd	Elapsed
1	1	22:25.283 B	...	1:43.958	2:05.571	197.0	22:25.283
2	1	25:28.449	...	1:38.776	1:59.471	236.2	47:53.732
3	1	4:42.621 B	1:06.354	1:35.230	2:01.037	269.8	52:36.353
4	3	11:44.390	7:11.253	2:35.014	1:58.123	129.1	1:04:20.743
5	3	4:07.820	39.581	1:33.819	1:54.420	283.2	1:08:28.563
6	3	4:11.344 B	39.446	1:33.071	1:58.827	265.1	1:12:39.907
7	2	7:16.230	3:40.209	1:38.683	1:57.338	197.4	1:19:56.137
8	2	4:18.236	38.967	1:35.623	2:03.646	269.1	1:24:14.373
9	2	5:35.749 B	1:10.451	2:17.160	2:08.138	249.8	1:29:50.122
10	1	7:54.572	4:25.822	1:34.626	1:54.124	284.7	1:37:44.694
11	1	4:04.212	38.519	1:33.186	1:52.507	289.3	1:41:48.906
12	1	4:02.929	37.777	1:32.898	1:52.254	286.9	1:45:51.835
13	1	4:02.402	37.959	1:33.056	1:51.387	287.7	1:49:54.237
14	1	4:07.623 B	38.183	1:32.643	1:56.797	289.3	1:54:01.860
15	3	9:06.688	5:33.560	1:33.463	1:59.665	285.4	2:03:08.548
16	3	4:02.997	37.969	1:33.179	1:51.849	286.2	2:07:11.545
17	3	4:01.782	37.699	1:32.286	1:51.797	286.2	2:11:13.327
18	3	4:09.247 B	37.934	1:32.094	1:59.219	287.7	2:15:22.574
19	2	10:04.409	6:33.445	1:36.930	1:54.034	195.3	2:25:26.983
20	2	4:04.472	37.965	1:34.282	1:52.225	281.7	2:29:31.455
21	2	4:01.092	37.899	1:32.657	1:50.536	288.5	2:33:32.547
22	2	4:14.083 B	38.386	1:33.927	2:01.770	286.9	2:37:46.630
23	1	19:42.785	...	1:34.661	1:50.957	228.7	2:57:29.415
24	1	4:06.405 B	37.760	1:32.036	1:56.609	290.0	3:01:35.820
25	1	6:13.447	2:48.694	1:32.448	1:52.305	288.5	3:07:49.267
26	1	3:59.888	37.583	1:31.991	1:50.314	290.8	3:11:49.155
27	1	3:59.395	37.476	1:32.150	1:49.769	289.3	3:15:48.550
28	1	4:05.428 B	37.515	1:31.695	1:56.218	288.5	3:19:53.978
29	1	6:30.776	3:06.569	1:32.651	1:51.556	287.7	3:26:24.754
30	1	4:27.921	1:05.728	1:31.930	1:50.263	288.5	3:30:52.675
31	1	3:58.341	37.281	1:31.429	1:49.631	290.8	3:34:51.016
32	1	4:07.292 B	37.517	1:31.926	1:57.849	291.6	3:38:58.308
33	3	7:12.327	3:46.623	1:33.449	1:52.255	291.6	3:46:10.635
34	3	4:00.101	37.754	1:31.875	1:50.472	291.6	3:50:10.736
35	3	4:02.178	37.760	1:33.114	1:51.304	276.7	3:54:12.914
36	3	4:00.233	37.526	1:31.428	1:51.279	292.4	3:58:13.147

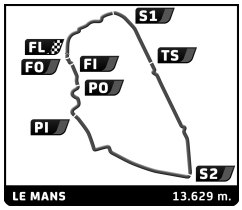

FIA WEC
Official Test 24 Hours of Le Mans
Official Test

Sector Analysis

Personal Best | Session Best | **B** Crossing the finish line in pit lane

Lap	D	Time	Sector 1	Sector 2	Sector 3	T. Spd	Elapsed
37	3	3:58.319	37.365	1:31.331	1:49.623	288.5	4:02:11.466
38	2	:13:11.398	37.499	1:34.610	...	288.5	5:15:22.864
39	2	4:03.276	37.485	1:35.030	1:50.761	288.5	5:19:26.140
40	2	3:58.721	37.289	1:31.376	1:50.056	288.5	5:23:24.861
41	2	3:58.323	37.353	1:31.005	1:49.965	290.8	5:27:23.184
42	2	4:11.607 B	39.695	1:33.250	1:58.662	272.5	5:31:34.791
43	2	7:31.657	4:05.593	1:33.206	1:52.858	286.9	5:39:06.448
44	2	3:59.623	37.512	1:31.918	1:50.193	288.5	5:43:06.071
45	2	3:58.965	37.559	1:31.450	1:49.956	290.0	5:47:05.036
46	2	4:10.542 B	37.256	1:32.636	2:00.650	291.6	5:51:15.578
47	2	25:12.721	...	1:33.339	1:51.655	278.8	6:16:28.299
48	2	3:58.906	37.257	1:31.514	1:50.135	291.6	6:20:27.205
49	2	3:59.199	37.260	1:31.555	1:50.384	290.0	6:24:26.404
50	2	3:58.515	37.223	1:31.459	1:49.833	289.3	6:28:24.919
51	2	4:47.240 B	38.074	1:34.354	2:34.812	282.5	6:33:12.159
52	3	8:36.747	4:34.238	2:10.840	1:51.669	161.7	6:41:48.906
53	3	3:59.593	37.927	1:31.435	1:50.231	293.2	6:45:48.499
54	3	4:04.781 B	37.540	1:31.317	1:55.924	294.8	6:49:53.280
55	3	25:26.818	...	2:15.691	1:56.644	283.9	7:15:20.098
56	3	3:58.625	37.357	1:31.696	1:49.572	286.2	7:19:18.723
57	3	4:02.070	37.765	1:32.734	1:51.571	287.7	7:23:20.793
58	3	3:58.913	37.265	1:31.192	1:50.456	287.7	7:27:19.706
59	3	4:05.274 B	37.184	1:31.603	1:56.487	288.5	7:31:24.980
60	3	6:41.910	3:20.061	1:31.583	1:50.266	286.9	7:38:06.890
61	3	4:04.575 B	37.410	1:31.283	1:55.882	288.5	7:42:11.465
62	3	8:13.397	4:50.216	1:32.400	1:50.781	285.4	7:50:24.862
63	3	3:58.181	37.473	1:31.286	1:49.422	289.3	7:54:23.043
64	3	4:04.504 B	37.449	1:31.666	1:55.389	290.0	7:58:27.547
65	1	7:51.556	4:25.963	1:33.805	1:51.788	286.9	8:06:19.103
66	1	4:11.050 B	38.153	1:32.741	2:00.156	288.5	8:10:30.153
67	1	14:13.351	...	1:33.967	2:36.223	287.7	8:24:43.504
68	1	4:02.331	39.128	1:32.237	1:50.966	286.9	8:28:45.835
69	1	3:58.639	37.433	1:31.483	1:49.723	287.7	8:32:44.474
70	1	4:01.000	37.459	1:31.395	1:52.146	287.7	8:36:45.474
71	1	4:22.579	37.266	1:31.180	2:14.133	290.8	8:41:08.053
72	1	4:14.422 B	44.228	1:33.535	1:56.659	286.2	8:45:22.475

67 **Ford Chip Ganassi Team UK** — Ford GT, LMGTE Pro
1.Andy PRIAULX 2.Harry TINCKNELL 3.Luis Felipe DERANI

Lap	D	Time	Sector 1	Sector 2	Sector 3	T. Spd	Elapsed
1	3	21:17.547 B	...	1:40.819	2:07.187	229.7	21:17.547
2	3	16:04.679	...	1:36.152	1:56.238	272.5	37:22.226
3	3	4:11.047 B	38.444	1:33.742	1:58.861	284.7	41:33.273
4	3	10:54.331	7:26.379	1:34.840	1:53.112	275.3	52:27.604
5	3	4:09.409 B	37.890	1:33.342	1:58.177	285.4	56:37.013
6	3	10:39.221	7:09.295	1:36.506	1:53.420	284.7	1:07:16.234
7	3	4:10.397 B	37.815	1:32.764	1:59.818	286.2	1:11:26.631
8	3	10:05.118	6:39.289	1:33.794	1:52.035	261.9	1:21:31.749
9	3	4:12.869	37.325	1:35.187	2:00.357	286.9	1:25:44.618
10	3	4:52.478	37.728	2:15.234	1:59.516	288.5	1:30:37.096
11	3	4:09.122	37.503	1:32.179	1:59.440	290.0	1:34:46.218
12	3	4:10.639	39.449	1:35.081	1:56.109	253.3	1:38:56.857
13	3	4:00.948	37.394	1:32.498	1:51.056	286.9	1:42:57.805
14	3	4:00.436	37.448	1:32.109	1:50.879	286.9	1:46:58.241
15	3	4:08.605 B	37.874	1:32.640	1:58.091	286.2	1:51:06.846
16	3	10:51.137	7:21.828	1:35.192	1:54.117	272.5	2:01:57.983
17	3	4:02.681	38.005	1:33.230	1:51.446	285.4	2:06:00.664
18	3	4:01.328	37.615	1:32.371	1:51.342	286.2	2:10:01.992
19	3	4:00.047	37.413	1:31.821	1:50.813	288.5	2:14:02.039
20	3	4:00.229	37.872	1:32.003	1:50.354	286.2	2:18:02.268
21	3	4:07.796 B	37.866	1:32.211	1:57.719	286.9	2:22:10.064
22	1	12:58.107 B	9:28.443	1:32.765	1:56.899	283.2	2:35:08.171
23	1	5:52.030	2:28.029	1:32.488	1:51.513	285.4	2:41:00.201
24	1	4:02.035	38.205	1:32.871	1:50.959	286.9	2:45:02.236
25	1	3:59.625	37.286	1:32.090	1:50.249	286.9	2:49:01.861
26	1	4:10.158 B	38.030	1:31.696	2:00.432	288.5	2:53:12.019
27	1	10:16.634	6:53.039	1:32.792	1:50.803	285.4	3:03:28.653
28	1	4:00.084	37.447	1:32.101	1:50.536	287.7	3:07:28.737
29	1	4:01.265	37.678	1:32.869	1:50.718	288.5	3:11:30.002
30	1	3:59.721	37.646	1:31.797	1:50.278	286.9	3:15:29.723
31	1	3:59.756	37.410	1:32.173	1:50.173	287.7	3:19:29.479
32	1	4:07.128 B	37.260	1:32.071	1:57.797	287.7	3:23:36.607
33	2	8:23.681	4:53.902	1:35.966	1:53.813	285.4	3:32:00.288
34	2	4:00.923	37.899	1:32.606	1:50.418	285.4	3:36:01.211
35	2	3:59.800	37.870	1:31.806	1:50.124	288.5	3:40:01.011
36	2	3:58.567	37.430	1:31.325	1:49.812	288.5	3:43:59.578
37	2	4:01.649	38.544	1:33.032	1:50.073	289.3	3:48:01.227
38	2	3:58.251	37.286	1:31.288	1:49.677	290.0	3:51:59.478
39	2	3:58.635	37.390	1:31.352	1:49.893	290.0	3:55:58.113
40	2	3:58.318	37.390	1:31.308	1:49.620	290.0	3:59:56.431
41	2	4:07.364 B	37.468	1:32.889	1:57.007	287.7	4:04:03.795
42	3	:09:49.595	...	1:34.538	1:52.046	276.0	5:13:53.390
43	3	4:02.665	37.100	1:31.911	1:53.654	286.9	5:17:56.055
44	3	3:59.502	37.529	1:31.918	1:50.055	286.2	5:21:55.557
45	3	3:58.613	37.079	1:31.810	1:49.724	288.5	5:25:54.170
46	3	3:58.889	37.012	1:31.465	1:50.412	288.5	5:29:53.059
47	3	4:10.376 B	38.606	1:32.891	1:58.879	288.5	5:34:03.435
48	3	6:42.932	3:12.859	1:34.560	1:55.513	283.2	5:40:46.367
49	3	3:59.824	37.622	1:31.648	1:50.554	287.7	5:44:46.191
50	3	3:59.005	37.427	1:31.504	1:50.074	286.2	5:48:45.196
51	3	3:58.697	37.131	1:31.630	1:49.936	287.7	5:52:43.893
52	3	4:03.719	37.331	1:32.728	1:53.660	286.2	5:56:47.612
53	3	5:34.026 B	37.207	1:31.940	3:24.879	286.9	6:02:21.638
54	3	15:06.034	...	1:33.505	1:51.279	257.0	6:17:27.672
55	3	3:59.292	37.083	1:32.103	1:50.106	290.8	6:21:26.964
56	3	3:58.046	37.190	1:31.255	1:49.601	289.3	6:25:25.010
57	3	4:01.199	36.992	1:32.199	1:52.008	289.3	6:29:26.209
58	3	4:25.001	36.926	1:49.201	1:58.874	289.3	6:33:51.210
59	3	6:20.259	39.045	3:05.761	2:35.453	98.2	6:40:11.469
60	3	4:04.450	39.333	1:33.340	1:51.777	286.9	6:44:15.919
61	3	4:03.456	38.112	1:31.418	1:53.926	289.3	6:48:19.375
62	3	4:05.076	37.177	1:31.190	1:56.709	291.6	6:52:24.451
63	3	3:59.531	37.011	1:30.960	1:51.560	289.3	6:56:23.982
64	3	3:58.206	37.545	1:31.242	1:49.419	289.3	7:00:22.188
65	3	4:06.157 B	36.853	1:31.012	1:58.292	291.6	7:04:28.345
66	2	8:46.859	4:33.959	2:15.550	1:57.350	283.9	7:13:15.204
67	2	3:59.030	37.508	1:31.880	1:49.642	285.4	7:17:14.234
68	2	3:59.161	37.703	1:31.938	1:49.520	289.3	7:21:13.395
69	2	3:59.788	37.199	1:30.893	1:51.696	288.5	7:25:13.183
70	2	4:03.620 B	37.412	1:31.198	1:55.010	289.3	7:29:16.803
71	2	18:58.320	...	1:32.323	1:51.435	286.2	7:48:15.123
72	2	4:00.078	37.493	1:32.264	1:50.321	290.0	7:52:15.201
73	2	3:58.786	37.150	1:31.344	1:50.292	290.0	7:56:13.987
74	2	3:57.881	37.177	1:31.077	1:49.627	291.6	8:00:11.868

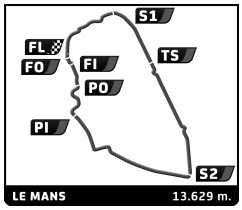

FIA WEC
Official Test 24 Hours of Le Mans
Official Test

Sector Analysis

Personal Best | Session Best | **B** Crossing the finish line in pit lane

Lap	D	Time	Sector 1	Sector 2	Sector 3	T. Spd	Elapsed
75	2	4:06.148 B	37.399	1:31.312	1:57.437	290.8	8:04:18.016
76	1	6:59.135	3:34.771	1:32.574	1:51.790	287.7	8:11:17.151
77	1	4:38.468	37.346	1:32.435	2:28.687	288.5	8:15:55.619
78	1	5:07.046	37.200	1:31.260	2:58.586	289.3	8:21:02.665
79	1	3:58.467	37.181	1:30.981	1:50.305	290.0	8:25:01.132
80	1	4:05.041	38.567	1:31.809	1:54.665	290.8	8:29:06.173
81	1	4:05.755 B	38.055	1:31.647	1:56.053	291.6	8:33:11.928
82	1	5:56.920	2:34.772	1:32.178	1:49.970	287.7	8:39:08.848
83	1	4:10.640 B	37.752	1:33.057	1:59.831	292.4	8:43:19.488
84	1	13:25.175 B	4:34.267	4:19.795	4:31.113	79.0	8:56:44.663

68 FORD CHIP GANASSI TEAM USA — Ford GT, LMGTE Pro
1.Joey HAND
2.Dirk MÜLLER

Lap	D	Time	Sector 1	Sector 2	Sector 3	T. Spd	Elapsed
1	1	10:35.665 B	6:46.986	1:42.536	2:06.143	202.6	10:35.665
2	1	30:46.431	...	1:36.309	1:54.066	256.4	41:22.096
3	1	4:04.950	38.443	1:34.153	1:52.354	258.8	45:27.046
4	1	4:07.454	38.762	1:34.737	1:53.955	260.7	49:34.500
5	1	4:35.391	1:09.664	1:33.637	1:52.090	281.7	54:09.891
6	1	4:09.269 B	37.893	1:32.685	1:58.691	280.3	58:19.160
7	1	11:00.117	7:32.822	1:34.561	1:52.734	276.7	1:09:19.277
8	1	5:13.696 B	37.918	1:33.385	3:02.393	280.3	1:14:32.973
9	1	58:47.163 B	...	1:38.046	2:05.135	255.1	2:13:20.136
10	1	12:41.502	9:13.989	1:34.348	1:53.165	277.4	2:26:01.638
11	1	4:02.577	37.913	1:32.788	1:51.876	281.7	2:30:04.215
12	1	4:01.497	37.800	1:32.287	1:51.410	284.7	2:34:05.712
13	1	4:00.830	37.718	1:32.260	1:50.852	281.0	2:38:06.542
14	1	4:09.739 B	37.841	1:32.873	1:59.025	261.3	2:42:16.281
15	1	13:23.631	9:57.668	1:32.761	1:53.202	269.1	2:55:39.912
16	1	3:59.874	37.657	1:31.842	1:50.375	283.9	2:59:39.786
17	1	3:59.067	37.536	1:31.499	1:50.032	291.6	3:03:38.853
18	1	4:07.019 B	37.700	1:31.996	1:57.323	283.9	3:07:45.872
19	2	11:33.992	8:03.585	1:34.994	1:55.413	247.6	3:19:19.864
20	2	4:05.595	38.021	1:34.644	1:52.930	290.0	3:23:25.459
21	2	4:06.329	38.128	1:32.497	1:55.704	291.6	3:27:31.788
22	2	4:32.251	1:05.436	1:32.818	1:53.997	288.5	3:32:04.039
23	2	3:59.232	37.291	1:31.669	1:50.272	291.6	3:36:03.271
24	2	4:10.160 B	37.638	1:33.373	1:59.149	261.9	3:40:13.431
25	2	11:54.012	8:30.531	1:32.752	1:50.729	288.5	3:52:07.443
26	2	3:59.406	37.700	1:31.581	1:50.125	290.8	3:56:06.849
27	2	3:58.614	37.392	1:31.305	1:49.917	290.0	4:00:05.463
28	2	:34:38.086	38.093	1:35.772	...	288.5	5:34:43.549
29	2	3:58.407	37.462	1:31.402	1:49.543	289.3	5:38:41.956
30	2	3:59.847	37.555	1:32.120	1:50.172	286.9	5:42:41.803
31	2	4:06.051 B	37.394	1:31.566	1:57.091	290.0	5:46:47.854
32	2	15:03.246 B	...	1:33.770	3:17.265	285.4	6:01:51.100
33	2	18:52.882	...	1:32.861	1:51.099	282.5	6:20:43.982
34	2	3:58.868	37.384	1:31.660	1:49.824	288.5	6:24:42.850
35	2	3:58.011	37.242	1:31.098	1:49.671	290.0	6:28:40.861
36	2	4:32.822	37.886	1:32.350	2:22.586	289.3	6:33:13.683
37	2	6:51.193	1:06.910	3:09.848	2:34.435	113.8	6:40:04.876
38	2	4:07.101 B	38.427	1:31.909	1:56.765	281.7	6:44:11.977
39	2	11:06.429	7:42.155	1:32.808	1:51.466	285.4	6:55:18.406
40	2	3:59.227	37.361	1:31.397	1:50.469	288.5	6:59:17.633
41	2	3:58.595	37.350	1:31.321	1:49.924	289.3	7:03:16.228
42	2	3:58.885	37.811	1:31.508	1:49.566	290.0	7:07:15.113
43	2	4:46.213	37.453	2:11.961	1:56.799	286.9	7:12:01.326
44	2	4:13.357	37.447	1:44.020	1:51.890	281.0	7:16:14.683
45	2	3:58.687	37.380	1:31.299	1:50.008	288.5	7:20:13.370
46	2	4:04.316 B	37.266	1:31.798	1:55.252	290.0	7:24:17.686
47	1	7:41.751	4:16.103	1:32.781	1:52.867	280.3	7:31:59.437
48	1	4:00.820	37.956	1:31.802	1:51.062	285.4	7:36:00.257
49	1	3:59.908	37.830	1:31.484	1:50.594	284.7	7:40:00.165
50	1	3:59.912	38.137	1:31.802	1:49.973	282.5	7:44:00.077
51	1	3:58.654	37.476	1:31.332	1:49.846	284.7	7:47:58.731
52	1	3:59.403	37.331	1:31.413	1:50.659	286.9	7:51:58.134
53	1	4:00.542	38.656	1:31.357	1:50.529	286.9	7:55:58.676
54	1	3:59.277	37.420	1:31.488	1:50.369	290.0	7:59:57.953
55	1	3:59.425	37.214	1:31.078	1:51.133	284.7	8:03:57.378
56	1	4:02.214	38.442	1:32.941	1:50.831	263.2	8:07:59.592
57	1	4:37.943	37.428	1:31.059	2:29.456	288.5	8:12:37.535
58	1	4:42.489	37.206	1:31.343	2:33.940	287.7	8:17:20.024
59	1	5:08.338	37.577	1:31.949	2:58.812	289.3	8:22:28.362
60	1	4:04.820 B	37.292	1:30.962	1:56.566	284.7	8:26:33.182
61	1	16:34.835	...	1:33.761	1:51.400	283.2	8:43:08.017
62	1	7:00.748 B	46.231	2:44.871	3:29.646	78.8	8:50:08.765

69 FORD CHIP GANASSI TEAM USA — Ford GT, LMGTE Pro
1.Ryan BRISCOE
2.Richard WESTBROOK

Lap	D	Time	Sector 1	Sector 2	Sector 3	T. Spd	Elapsed
1	2	9:09.372 B	5:20.035	1:41.500	2:07.837	244.2	9:09.372
2	2	:00:17.685	...	1:34.871	1:53.200	278.1	1:09:27.057
3	2	4:02.108	37.861	1:32.553	1:51.694	291.6	1:13:29.165
4	2	4:01.822	37.665	1:32.301	1:51.856	290.0	1:17:30.987
5	2	4:09.119 B	37.730	1:31.983	1:59.406	292.4	1:21:40.106
6	2	18:57.152	...	1:33.663	1:52.216	275.3	1:40:37.258
7	2	4:01.081	37.545	1:32.347	1:51.189	287.7	1:44:38.339
8	2	4:07.527 B	37.789	1:32.118	1:57.620	288.5	1:48:45.866
9	1	8:09.488	4:33.939	1:35.500	2:00.049	272.5	1:56:55.354
10	1	4:07.439	38.688	1:33.959	1:54.792	286.2	2:01:02.793
11	1	4:03.440	38.039	1:33.084	1:52.317	286.9	2:05:06.233
12	1	4:06.121	38.042	1:32.720	1:55.359	286.9	2:09:12.354
13	1	4:01.182	37.813	1:32.384	1:50.985	283.2	2:13:13.536
14	1	4:09.913 B	37.796	1:33.148	1:58.969	283.2	2:17:23.449
15	1	13:34.185	...	1:32.722	1:51.903	286.9	2:30:57.634
16	1	4:01.117	37.999	1:32.165	1:50.953	287.7	2:34:58.751
17	1	4:10.610 B	39.179	1:33.267	1:58.164	284.7	2:39:09.361
18	1	12:23.467	8:57.886	1:33.661	1:51.920	269.1	2:51:32.828
19	1	4:00.428	37.708	1:31.886	1:50.834	288.5	2:55:33.256
20	1	3:59.339	37.554	1:31.394	1:50.391	289.3	2:59:32.595
21	1	4:06.709 B	38.104	1:32.307	1:56.298	292.4	3:03:39.304
22	1	10:15.429	6:48.843	1:33.071	1:53.515	258.2	3:13:54.733
23	1	4:01.173	37.509	1:32.353	1:51.311	286.2	3:17:55.906
24	1	4:13.715 B	37.234	1:33.505	2:02.976	289.3	3:22:09.621
25	2	7:42.508	4:15.761	1:33.119	1:53.628	287.7	3:29:52.129
26	2	4:01.033	37.692	1:32.644	1:50.697	289.3	3:33:53.162
27	2	3:59.923	37.725	1:32.014	1:50.184	289.3	3:37:53.085
28	2	3:58.941	37.315	1:31.517	1:50.109	290.8	3:41:52.026
29	2	4:09.998 B	38.773	1:32.760	1:58.465	276.0	3:46:02.024
30	2	11:43.374	8:17.197	1:32.984	1:53.193	286.9	3:57:45.398
31	2	4:08.243 B	37.969	1:32.635	1:57.639	286.9	4:01:53.641
32	2	:39:51.552	...	1:32.571	1:55.937	288.5	5:41:45.193
33	2	4:00.439	37.692	1:32.362	1:50.385	288.5	5:45:45.632
34	2	4:05.949 B	37.441	1:31.518	1:56.990	290.8	5:49:51.581

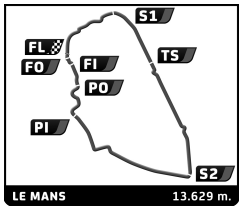

FIA WEC
Official Test 24 Hours of Le Mans
Official Test

Sector Analysis

Personal Best | Session Best | **B** Crossing the finish line in pit lane

Lap	D	Time	Sector 1	Sector 2	Sector 3	T. Spd	Elapsed
35	2	16:21.809 B	8:42.694	3:06.739	4:32.376	209.7	6:06:13.390
36	2	11:52.149	8:15.404	1:37.335	1:59.410	238.8	6:18:05.539
37	2	3:59.117	37.957	1:31.274	1:49.886	290.8	6:22:04.656
38	2	4:01.253	38.066	1:31.731	1:51.456	289.3	6:26:05.909
39	2	3:58.060	36.981	1:31.379	1:49.700	290.8	6:30:03.969
40	2	6:33.927 B	37.004	2:21.174	3:35.749	271.8	6:36:37.896
41	2	17:02.263	...	1:34.094	1:49.999	256.4	6:53:40.159
42	2	3:58.065	37.169	1:31.657	1:49.239	287.7	6:57:38.224
43	2	4:03.735 B	37.007	1:31.275	1:55.453	288.5	7:01:41.959
44	2	18:57.413	...	1:32.665	1:51.874	274.6	7:20:39.372
45	2	3:58.145	37.039	1:31.467	1:49.639	290.0	7:24:37.517
46	2	3:57.536	36.960	1:31.180	1:49.396	290.0	7:28:35.053
47	2	4:07.148 B	37.282	1:31.640	1:58.226	291.6	7:32:42.201
48	1	9:21.828	5:57.249	1:33.262	1:51.317	281.0	7:42:04.029
49	1	4:01.049	39.061	1:31.926	1:50.062	287.7	7:46:05.078
50	1	3:58.861	37.486	1:31.519	1:49.856	288.5	7:50:03.939
51	1	3:58.163	37.296	1:30.931	1:49.936	290.0	7:54:02.102
52	1	4:07.206 B	37.470	1:31.388	1:58.348	291.6	7:58:09.308
53	1	23:38.390	...	1:33.815	2:58.216	253.3	8:21:47.698
54	1	3:59.774	37.150	1:32.311	1:50.313	285.4	8:25:47.472
55	1	3:59.620	37.037	1:31.256	1:51.327	289.3	8:29:47.092
56	1	4:04.988 B	37.891	1:31.322	1:55.775	278.8	8:33:52.080
57	1	19:09.060 B	...	3:31.776	4:31.620	79.4	8:53:01.140

71 — AF Corse — Ferrari 488 GTE — LMGTE Pro
1.Davide RIGON 2.Sam BIRD 3.Miguel MOLINA

Lap	D	Time	Sector 1	Sector 2	Sector 3	T. Spd	Elapsed
1	3	:08:06.453	...	1:44.117	2:02.076	180.6	1:08:06.453
2	3	4:16.336	41.651	1:37.338	1:57.347	260.7	1:12:22.789
3	3	4:11.610	38.827	1:36.613	1:56.170	282.5	1:16:34.399
4	3	4:10.689	38.681	1:35.241	1:56.767	283.2	1:20:45.088
5	3	4:25.463 B	40.515	1:38.236	2:06.712	283.9	1:25:10.551
6	3	13:04.167	9:25.389	1:40.207	1:58.571	241.5	1:38:14.718
7	3	4:09.533	39.301	1:34.739	1:55.493	283.9	1:42:24.251
8	3	4:07.560	39.297	1:34.737	1:53.526	283.9	1:46:31.811
9	3	4:04.214	38.164	1:33.562	1:52.488	285.4	1:50:36.025
10	3	4:11.037 B	37.759	1:33.796	1:59.482	285.4	1:54:47.062
11	3	13:25.263	9:56.048	1:35.690	1:53.525	280.3	2:08:12.325
12	3	4:04.861	37.878	1:34.392	1:52.591	280.3	2:12:17.186
13	3	4:04.961	37.681	1:33.953	1:53.327	281.7	2:16:22.147
14	3	4:02.818	37.738	1:33.719	1:51.361	282.5	2:20:24.965
15	3	4:02.221	37.606	1:33.284	1:51.331	283.2	2:24:27.186
16	3	4:12.524 B	38.450	1:34.331	1:59.743	282.5	2:28:39.710
17	3	6:56.767	3:30.741	1:34.533	1:51.493	282.5	2:35:36.477
18	3	4:00.196	37.125	1:32.817	1:50.254	281.7	2:39:36.673
19	3	3:59.519	36.979	1:32.604	1:49.936	281.0	2:43:36.192
20	3	4:08.743 B	37.947	1:32.911	1:57.885	282.5	2:47:44.935
21	1	5:59.222	2:27.777	1:35.150	1:56.295	253.3	2:53:44.157
22	1	4:02.286	37.946	1:33.446	1:50.894	282.5	2:57:46.443
23	1	4:01.344	37.672	1:32.846	1:50.826	281.7	3:01:47.787
24	1	4:01.969	37.448	1:33.153	1:51.368	281.7	3:05:49.756
25	1	3:58.865	37.141	1:32.118	1:49.606	283.2	3:09:48.621
26	1	4:06.174 B	37.264	1:32.287	1:56.623	281.7	3:13:54.795
27	2	5:54.651	2:24.996	1:35.310	1:54.345	281.0	3:19:49.446
28	2	4:00.925	37.546	1:33.001	1:50.378	282.5	3:23:50.371
29	2	4:10.611 B	37.380	1:32.730	2:00.501	282.5	3:28:00.982
30	2	11:30.472	8:06.756	1:33.131	1:50.585	279.5	3:39:31.454
31	2	4:00.789	37.455	1:32.358	1:50.976	285.4	3:43:32.243
32	2	4:01.426	38.516	1:32.684	1:50.226	283.9	3:47:33.669
33	2	3:58.718	37.183	1:31.831	1:49.704	285.4	3:51:32.387
34	2	3:57.662	37.001	1:31.792	1:48.869	285.4	3:55:30.049
35	2	4:00.421	36.854	1:31.493	1:52.074	286.9	3:59:30.470
36	2	3:57.978	37.099	1:31.922	1:48.957	285.4	4:03:28.448
37	1	:24:07.259	37.184	1:35.400	...	283.9	5:27:35.707
38	1	3:58.558	37.135	1:31.950	1:49.473	286.9	5:31:34.265
39	1	3:57.551	37.119	1:31.549	1:48.883	286.2	5:35:31.816
40	1	3:57.522	37.379	1:31.119	1:49.024	288.5	5:39:29.338
41	1	3:57.147	37.055	1:31.037	1:49.055	286.9	5:43:26.485
42	1	4:05.425 B	37.088	1:31.670	1:56.667	288.5	5:47:31.910
43	3	6:59.450	3:35.593	1:33.258	1:50.599	284.7	5:54:31.360
44	3	4:00.349	37.223	1:32.591	1:50.535	286.2	5:58:31.709
45	3	8:37.760 B	40.418	3:25.771	4:31.571	89.1	6:07:09.469
46	3	15:35.070	...	1:35.017	1:53.336	279.5	6:22:44.539
47	3	4:01.108	37.736	1:32.554	1:50.818	285.4	6:26:45.647
48	3	3:59.328	37.156	1:31.980	1:50.192	284.7	6:30:44.975
49	3	5:58.318 B	38.168	1:41.930	3:38.220	267.1	6:36:43.293
50	3	6:38.640	3:12.305	1:33.517	1:52.818	283.9	6:43:21.933
51	3	4:01.891	37.171	1:32.288	1:52.432	287.7	6:47:23.824
52	3	3:58.449	37.404	1:31.399	1:49.646	288.5	6:51:22.273
53	3	4:02.817	36.977	1:33.371	1:52.469	288.5	6:55:25.090
54	3	3:59.709	38.253	1:31.583	1:49.873	290.0	6:59:24.799
55	3	4:06.203 B	37.163	1:31.835	1:57.205	286.2	7:03:31.002
56	3	18:00.029	...	1:33.069	1:50.560	283.9	7:21:31.031
57	3	3:56.351	36.738	1:30.816	1:48.797	284.7	7:25:27.382
58	3	3:57.253	36.939	1:31.250	1:49.064	286.2	7:29:24.635
59	3	4:05.395 B	37.465	1:32.332	1:55.598	287.7	7:33:30.030
60	1	5:59.996	2:36.078	1:32.919	1:50.999	283.2	7:39:30.026
61	1	3:56.536	36.998	1:31.429	1:48.109	282.5	7:43:26.562
62	1	3:55.385	36.809	1:30.782	1:47.794	289.3	7:47:21.947
63	1	3:58.892	37.478	1:31.406	1:50.008	286.2	7:51:20.839
64	1	4:04.379 B	37.022	1:30.817	1:56.540	286.2	7:55:25.218
65	2	13:07.098	9:42.331	1:34.861	1:49.906	269.8	8:08:32.316
66	2	4:36.123	36.677	1:31.217	2:28.229	283.9	8:13:08.439
67	2	4:54.964	36.935	1:30.518	2:47.511	286.9	8:18:03.403
68	2	5:11.291 B	36.595	1:30.898	3:03.798	286.9	8:23:14.694

77 — Dempsey - Proton Racing — Porsche 911 RSR 991 — LMGTE Am
1.Christian RIED 2.Matteo CAIROLI 3.Marvin DIENST 4.Julien PIGUET

Lap	D	Time	Sector 1	Sector 2	Sector 3	T. Spd	Elapsed
1	1	7:07.999	2:00.382	2:37.941	2:29.676	135.6	7:07.999
2	1	4:49.699	45.937	1:52.421	2:11.341	188.8	11:57.698
3	1	4:28.745	42.078	1:40.138	2:06.529	256.4	16:26.443
4	1	4:24.708	41.550	1:41.566	2:01.592	273.2	20:51.151
5	1	5:39.660 B	1:04.555	2:00.800	2:34.305	177.1	26:30.811
6	1	15:42.177	...	2:34.401	2:28.847	142.0	42:12.988
7	1	4:46.704	44.619	1:50.307	2:11.778	203.3	46:59.692
8	1	4:56.594	1:11.371	1:41.421	2:03.802	258.2	51:56.286
9	1	4:25.051	45.893	1:39.740	1:59.418	275.3	56:21.337
10	1	6:18.555 B	46.734	2:56.626	2:35.195	79.5	1:02:39.892
11	2	18:31.867	...	1:35.211	1:59.666	269.8	1:21:11.759
12	2	4:11.724	37.861	1:33.525	2:00.338	289.3	1:25:23.483
13	2	4:57.949	45.106	2:15.568	1:57.275	294.8	1:30:21.432
14	2	4:08.985 B	38.183	1:32.174	1:58.628	293.2	1:34:30.417
15	2	12:57.729	9:33.163	1:33.077	1:51.489	286.2	1:47:28.146

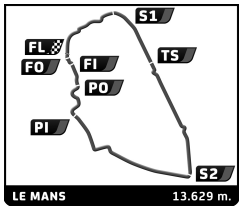

FIA WEC
Official Test 24 Hours of Le Mans
Official Test

Sector Analysis

Personal Best | Session Best | **B** Crossing the finish line in pit lane

Lap	D	Time	Sector 1	Sector 2	Sector 3	T. Spd	Elapsed
16	2	4:01.829	37.153	1:31.542	1:53.134	293.2	1:51:29.975
17	2	3:59.117	37.404	1:31.425	1:50.288	294.8	1:55:29.092
18	2	4:00.183	37.353	1:31.918	1:50.912	288.5	1:59:29.275
19	2	3:59.429	37.372	1:31.842	1:50.215	289.3	2:03:28.704
20	2	4:04.714 B	37.049	1:31.512	1:56.153	287.7	2:07:33.418
21	3	8:21.917	4:51.757	1:35.279	1:54.881	286.2	2:15:55.335
22	3	4:12.652 B	38.521	1:33.810	2:00.321	289.3	2:20:07.987
23	3	11:04.731	7:38.870	1:33.510	1:52.351	286.9	2:31:12.718
24	3	4:02.350	37.650	1:32.478	1:52.222	290.0	2:35:15.068
25	3	4:03.454	38.365	1:33.453	1:51.636	290.0	2:39:18.522
26	3	4:02.056	37.728	1:32.987	1:51.341	288.5	2:43:20.578
27	3	4:00.803	37.493	1:32.542	1:50.768	290.0	2:47:21.381
28	3	4:01.715	37.830	1:32.822	1:51.063	286.9	2:51:23.096
29	3	4:01.986	37.858	1:32.605	1:51.523	287.7	2:55:25.082
30	3	4:08.958 B	37.713	1:32.998	1:58.247	287.7	2:59:34.040
31	1	9:44.670	6:14.033	1:33.917	1:56.720	287.7	3:09:18.710
32	1	4:07.205	38.628	1:33.755	1:54.822	287.7	3:13:25.915
33	1	4:06.896	38.688	1:33.911	1:54.297	287.7	3:17:32.811
34	1	4:07.999	38.779	1:33.175	1:56.045	289.3	3:21:40.810
35	1	4:08.227	39.063	1:33.690	1:55.474	286.2	3:25:49.037
36	1	4:38.416 B	1:05.799	1:33.428	1:59.189	289.3	3:30:27.453
37	2	12:32.889	9:07.873	1:32.249	1:52.767	288.5	3:43:00.342
38	2	4:02.289	38.718	1:32.258	1:51.313	290.0	3:47:02.631
39	2	4:06.136	37.468	1:31.657	1:57.011	289.3	3:51:08.767
40	2	4:08.825 B	38.963	1:32.799	1:57.063	289.3	3:55:17.592
41	1	:42:18.917	...	1:36.768	1:53.751	257.0	5:37:36.509
42	1	4:03.044	38.085	1:32.995	1:51.964	287.7	5:41:39.553
43	1	4:03.286	37.956	1:32.877	1:52.453	287.7	5:45:42.839
44	1	4:04.802	38.520	1:32.806	1:53.476	286.9	5:49:47.641
45	1	4:04.248	38.075	1:32.992	1:53.181	285.4	5:53:51.889
46	1	4:03.664	38.422	1:32.806	1:52.436	286.9	5:57:55.553
47	1	8:19.234 B	40.105	3:11.361	4:27.768	202.2	6:06:14.787
48	1	10:15.837	6:46.330	1:35.910	1:53.597	269.8	6:16:30.624
49	1	4:03.283	37.970	1:32.902	1:52.411	289.3	6:20:33.907
50	1	4:02.978	38.258	1:32.728	1:51.992	286.9	6:24:36.885
51	1	4:08.484 B	37.851	1:32.738	1:57.895	286.2	6:28:45.369
52	2	7:53.574	2:44.158	1:38.745	3:30.671	245.9	6:36:38.943
53	2	5:08.661	1:02.573	2:13.796	1:52.292	167.5	6:41:47.604
54	2	3:59.425	37.557	1:31.324	1:50.544	294.0	6:45:47.029
55	2	3:59.169	37.168	1:31.040	1:50.961	294.0	6:49:46.198
56	2	3:58.449	37.576	1:31.364	1:49.509	286.9	6:53:44.647
57	2	3:58.639	37.339	1:31.531	1:49.769	288.5	6:57:43.286
58	2	4:00.839	38.439	1:31.785	1:50.615	287.7	7:01:44.125
59	2	3:59.826	38.208	1:31.601	1:50.017	288.5	7:05:43.951
60	2	4:05.210 B	37.365	1:31.217	1:56.628	288.5	7:09:49.161
61	3	9:27.765	6:00.755	1:34.318	1:52.692	283.9	7:19:16.926
62	3	4:04.268	37.969	1:33.471	1:52.828	285.4	7:23:21.194
63	3	4:00.594	37.665	1:32.007	1:50.922	288.5	7:27:21.788
64	3	4:00.585	37.548	1:32.195	1:50.842	290.8	7:31:22.373
65	3	4:00.460	37.655	1:31.934	1:50.871	287.7	7:35:22.833
66	3	4:07.554 B	37.784	1:32.647	1:57.123	288.5	7:39:30.387
67	3	6:07.830	2:44.631	1:32.628	1:50.571	284.7	7:45:38.217
68	3	3:59.928	38.102	1:31.871	1:49.955	286.2	7:49:38.145
69	3	3:58.506	37.501	1:31.493	1:49.512	286.9	7:53:36.651
70	3	4:06.135 B	37.877	1:31.613	1:56.645	288.5	7:57:42.786
71	4	12:07.178	8:28.836	1:39.798	1:58.544	284.7	8:09:49.964
72	4	4:53.604	39.380	1:34.578	2:39.646	286.2	8:14:43.568
73	4	5:53.992	39.154	1:36.262	3:38.576	285.4	8:20:37.560
74	4	4:18.265	39.573	1:35.459	2:03.233	273.9	8:24:55.825
75	4	4:10.114	38.934	1:34.433	1:56.747	286.2	8:29:05.939
76	4	4:11.394	42.708	1:34.103	1:54.583	286.2	8:33:17.333
77	4	4:05.874	39.069	1:32.972	1:53.833	290.8	8:37:23.207
78	4	4:36.311	38.237	1:32.744	2:25.330	289.3	8:41:59.518
79	4	4:13.405	39.448	1:37.536	1:56.421	269.1	8:46:12.923
80	4	10:07.731 B	45.686	4:35.148	4:46.897	76.3	8:56:20.654

82 **RISI COMPETIZIONE** — Ferrari 488 GTE — LMGTE Pro
1.Toni VILANDER
2.Giancarlo FISICHELLA
3.Pierre KAFFER

Lap	D	Time	Sector 1	Sector 2	Sector 3	T. Spd	Elapsed
1	1	:25:16.925 B	...	1:43.673	2:06.510	237.8	1:25:16.925
2	1	25:08.584	...	1:35.437	1:53.291	272.5	1:50:25.509
3	1	4:03.671	37.844	1:34.156	1:51.671	285.4	1:54:29.180
4	1	3:58.924	37.376	1:32.146	1:49.402	286.9	1:58:28.104
5	1	4:06.196	37.153	1:32.066	1:56.977	285.4	2:02:34.300
6	1	4:13.478 B	37.997	1:33.238	2:02.243	285.4	2:06:47.778
7	2	11:38.627	8:11.477	1:34.769	1:52.381	281.7	2:18:26.405
8	2	4:00.995	37.682	1:32.858	1:50.455	284.7	2:22:27.400
9	2	3:58.288	37.215	1:31.928	1:49.145	288.5	2:26:25.688
10	2	4:07.619 B	37.415	1:31.636	1:58.568	286.9	2:30:33.307
11	3	10:18.245	6:46.213	1:38.030	1:54.002	244.2	2:40:51.552
12	3	4:03.400	37.943	1:33.533	1:51.924	284.7	2:44:54.952
13	3	4:01.210	37.657	1:32.899	1:50.654	283.9	2:48:56.162
14	3	4:04.614	38.562	1:34.130	1:51.922	283.2	2:53:00.776
15	3	4:01.169	37.748	1:32.413	1:51.008	286.9	2:57:01.945
16	3	4:08.065 B	37.501	1:32.848	1:57.716	286.2	3:01:10.010
17	1	41:15.851	...	1:34.552	1:52.061	281.0	3:42:25.861
18	1	3:58.587	37.217	1:31.964	1:49.406	284.7	3:46:24.448
19	1	4:12.824 B	38.445	1:33.588	2:00.791	287.7	3:50:37.272
20	1	5:33.706	2:10.227	1:32.794	1:50.685	289.3	3:56:10.978
21	1	4:05.636 B	37.523	1:32.164	1:55.949	286.2	4:00:16.614
22	2	:26:18.022	...	1:32.831	1:49.662	283.9	5:26:34.636
23	2	3:56.345	36.712	1:31.156	1:48.477	286.9	5:30:30.981
24	2	3:55.847	36.552	1:30.982	1:48.313	289.3	5:34:26.828
25	2	4:06.509 B	37.423	1:31.944	1:57.142	286.9	5:38:33.337
26	2	7:43.910	4:21.546	1:32.111	1:50.253	289.3	5:46:17.247
27	2	3:55.914	36.671	1:31.140	1:48.103	287.7	5:50:13.161
28	2	4:03.149 B	36.958	1:30.755	1:55.436	286.9	5:54:16.310
29	3	33:39.265	...	1:39.246	1:51.823	278.1	6:27:55.575
30	3	4:14.943 B	37.537	1:32.387	2:05.019	283.9	6:32:10.518
31	3	13:16.476	9:52.334	1:33.756	1:50.386	285.4	6:45:26.994
32	3	3:58.626	37.184	1:31.979	1:49.463	285.4	6:49:25.620
33	3	3:57.416	36.953	1:31.808	1:48.655	284.7	6:53:23.036
34	3	3:57.124	36.980	1:31.464	1:48.680	286.2	6:57:20.160
35	3	4:04.362 B	37.244	1:31.673	1:55.445	287.7	7:01:24.522
36	1	23:41.800	...	1:33.571	1:50.482	282.5	7:25:06.322
37	1	3:56.428	37.089	1:31.358	1:47.981	286.2	7:29:02.750
38	1	4:03.546 B	36.925	1:30.894	1:55.727	286.9	7:33:06.296
39	1	8:03.643	4:38.023	1:33.096	1:52.524	285.4	7:41:09.939
40	1	3:58.069	37.411	1:31.781	1:48.877	285.4	7:45:08.008
41	1	4:06.305 B	37.128	1:31.663	1:57.514	285.4	7:49:14.313
42	3	39:52.575	...	1:33.451	1:51.662	286.9	8:29:06.888
43	3	4:06.043	37.800	1:32.698	1:55.545	257.6	8:33:12.931
44	3	4:09.522	40.025	1:37.414	1:52.083	287.7	8:37:22.453
45	3	4:40.105 B	37.043	1:31.310	2:31.752	286.2	8:42:02.558

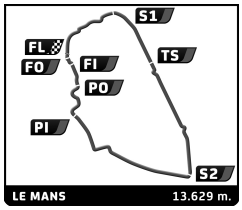

FIA WEC
Official Test 24 Hours of Le Mans
Official Test

Sector Analysis

Personal Best | Session Best | **B** Crossing the finish line in pit lane

83 — DH RACING — Ferrari 488 GTE LMGTE Am
1.Tracy KROHN 2.Niclas JÖNSSON 3.Andrea BERTOLINI

Lap	D	Time	Sector 1	Sector 2	Sector 3	T. Spd	Elapsed
1	2	43:40.457 B	...	1:41.267	2:05.757	245.3	43:40.457
2	2	10:48.281	7:14.163	1:38.082	1:56.036	271.1	54:28.738
3	2	4:10.651	38.196	1:34.718	1:57.737	280.3	58:39.389
4	2	5:24.616	51.010	2:39.877	1:53.729	79.8	1:04:04.005
5	2	4:04.006	37.944	1:33.961	1:52.101	283.9	1:08:08.011
6	2	4:07.681	40.535	1:35.537	1:51.609	246.4	1:12:15.692
7	2	4:02.341	37.495	1:33.727	1:51.119	283.2	1:16:18.033
8	2	4:05.037	38.279	1:35.114	1:51.644	283.2	1:20:23.070
9	2	4:13.755 B	37.709	1:35.543	2:00.503	278.8	1:24:36.825
10	2	6:40.247	2:43.905	2:03.891	1:52.451	278.1	1:31:17.072
11	2	4:02.392	37.466	1:33.695	1:51.231	282.5	1:35:19.464
12	2	4:02.404	37.575	1:33.817	1:51.012	280.3	1:39:21.868
13	2	4:09.390 B	37.608	1:33.761	1:58.021	281.7	1:43:31.258
14	1	38:28.159	...	1:41.820	2:03.679	246.4	2:21:59.417
15	1	4:17.727	41.951	1:38.714	1:57.062	274.6	2:26:17.144
16	1	4:13.159	39.507	1:36.789	1:56.863	276.7	2:30:30.303
17	1	4:21.915	48.635	1:37.807	1:55.473	276.0	2:34:52.218
18	1	4:13.053	40.119	1:37.172	1:55.762	276.0	2:39:05.271
19	1	4:11.849	40.138	1:35.828	1:55.883	278.1	2:43:17.120
20	1	4:12.238	39.377	1:36.844	1:56.017	278.8	2:47:29.358
21	1	4:10.916	39.532	1:36.067	1:55.317	278.1	2:51:40.274
22	1	4:10.503	39.456	1:35.379	1:55.668	278.1	2:55:50.777
23	1	4:10.310	39.651	1:35.497	1:55.162	276.7	3:00:01.087
24	1	4:11.101	39.529	1:35.842	1:55.730	279.5	3:04:12.188
25	1	4:17.219 B	39.795	1:35.773	2:01.651	278.8	3:08:29.407
26	3	24:11.091	...	1:37.225	1:55.093	276.0	3:32:40.498
27	3	4:05.172	38.486	1:34.849	1:51.837	278.8	3:36:45.670
28	3	4:03.129	38.635	1:33.685	1:50.809	278.8	3:40:48.799
29	3	4:01.197	37.872	1:33.009	1:50.316	281.7	3:44:49.996
30	3	4:00.768	37.523	1:32.956	1:50.289	283.2	3:48:50.764
31	3	4:00.180	38.019	1:32.820	1:49.341	283.2	3:52:50.944
32	3	3:59.258	37.479	1:32.280	1:49.499	283.9	3:56:50.202
33	3	4:05.983 B	37.415	1:32.418	1:56.150	280.3	4:00:56.185
34	2	:44:28.751 B	...	1:36.706	2:00.597	274.6	5:45:24.936
35	2	4:40.377	1:15.994	1:33.835	1:50.548	278.1	5:50:05.313
36	2	4:00.863	37.349	1:33.095	1:50.419	280.3	5:54:06.176
37	2	4:01.793	38.003	1:33.268	1:50.522	278.8	5:58:07.969
38	2	8:18.421 B	40.620	3:05.992	4:31.809	203.0	6:06:26.390
39	2	12:20.994	8:52.223	1:36.577	1:52.194	272.5	6:18:47.384
40	2	4:00.281	37.394	1:32.876	1:50.011	281.0	6:22:47.665
41	2	4:00.793	37.872	1:32.938	1:49.983	281.0	6:26:48.458
42	2	4:00.224	37.414	1:32.968	1:49.842	283.2	6:30:48.682
43	2	5:55.995 B	37.893	1:40.521	3:37.581	249.8	6:36:44.677
44	1	11:48.296	8:12.156	1:38.848	1:57.292	271.8	6:48:32.973
45	1	4:08.895	39.368	1:35.666	1:53.861	280.3	6:52:41.868
46	1	4:08.109	38.851	1:35.317	1:53.941	278.1	6:56:49.977
47	1	4:08.794	39.222	1:35.623	1:53.949	276.0	7:00:58.771
48	1	4:09.870	40.400	1:35.168	1:54.302	279.5	7:05:08.641
49	1	4:08.325	39.223	1:34.900	1:54.202	277.4	7:09:16.966
50	1	4:55.957	38.871	2:17.058	2:00.028	278.1	7:14:12.923
51	1	4:07.803	39.100	1:34.522	1:54.181	278.8	7:18:20.726
52	1	4:06.858	39.020	1:34.215	1:53.623	284.7	7:22:27.584
53	1	4:06.653	38.694	1:34.088	1:53.871	282.5	7:26:34.237
54	1	4:15.735 B	39.305	1:35.524	2:00.906	279.5	7:30:49.972
55	3	28:13.533	...	1:35.837	1:53.784	276.0	7:59:03.505
56	3	4:02.342	37.695	1:33.965	1:50.682	279.5	8:03:05.847
57	3	4:00.351	37.928	1:32.746	1:49.677	281.7	8:07:06.198
58	3	3:59.174	37.747	1:32.466	1:48.961	281.7	8:11:05.372
59	3	4:47.316 B	37.520	1:31.800	2:37.996	283.9	8:15:52.688
60	3	10:30.326	6:59.679	1:35.774	1:54.873	279.5	8:26:23.014
61	3	4:07.200	38.929	1:34.805	1:53.466	281.0	8:30:30.214
62	3	4:07.158	39.120	1:34.570	1:53.468	280.3	8:34:37.372
63	3	4:10.185	41.252	1:34.909	1:54.024	278.8	8:38:47.557
64	3	4:07.681	38.555	1:33.952	1:55.174	283.2	8:42:55.238
65	3	6:02.168 B	39.743	2:41.195	2:41.230	79.3	8:48:57.406

84 — JMW Motorsport — Ferrari 488 GTE LMGTE Am
1.Robert SMITH 2.Will STEVENS 3.Dries VANTHOOR 4.Jonathan COCKER

Lap	D	Time	Sector 1	Sector 2	Sector 3	T. Spd	Elapsed
1	1	6:22.497 B	2:13.013	1:48.996	2:20.488	164.7	6:22.497
2	1	7:14.395	3:24.796	1:41.026	2:08.573	253.3	13:36.892
3	1	4:28.733	44.340	1:39.411	2:04.982	261.3	18:05.625
4	1	4:23.210	41.882	1:38.798	2:02.530	277.4	22:28.835
5	1	4:42.798	1:03.089	1:39.548	2:00.161	269.8	27:11.633
6	1	4:17.654	41.360	1:37.534	1:58.760	280.3	31:29.287
7	1	4:15.903	40.580	1:35.901	1:59.422	281.7	35:45.190
8	1	4:11.035	39.186	1:35.677	1:56.172	281.0	39:56.225
9	1	4:09.736	39.101	1:34.913	1:55.722	281.7	44:05.961
10	1	4:16.031 B	39.281	1:34.557	2:02.193	282.5	48:21.992
11	3	16:33.324	...	1:38.807	1:57.881	240.4	1:04:55.316
12	3	4:12.798	39.969	1:36.171	1:56.658	238.8	1:09:08.114
13	3	4:10.251	39.419	1:35.432	1:55.400	282.5	1:13:18.365
14	3	4:07.862	38.584	1:34.500	1:54.778	281.0	1:17:26.227
15	3	4:09.122	38.120	1:34.035	1:56.967	282.5	1:21:35.349
16	3	4:10.617	38.841	1:36.329	1:55.447	282.5	1:25:45.966
17	3	4:57.759	39.915	2:15.745	2:02.099	283.9	1:30:43.725
18	3	4:03.198	37.727	1:33.346	1:52.125	286.2	1:34:46.923
19	3	4:10.826	39.475	1:35.841	1:55.510	258.2	1:38:57.749
20	3	4:11.941 B	37.680	1:33.784	2:00.477	282.5	1:43:09.690
21	2	7:22.018	3:43.551	1:39.470	1:58.997	253.9	1:50:31.708
22	2	4:10.965	39.022	1:35.773	1:56.170	278.8	1:54:42.673
23	2	4:07.934	38.415	1:34.611	1:54.908	281.0	1:58:50.607
24	2	4:06.906	38.137	1:34.737	1:54.032	281.7	2:02:57.513
25	2	4:15.304 B	38.013	1:36.344	2:00.947	281.0	2:07:12.817
26	2	7:23.601	3:57.179	1:34.307	1:52.115	279.5	2:14:36.418
27	2	4:03.533	37.557	1:34.178	1:51.798	270.4	2:18:39.951
28	2	4:02.940	38.092	1:33.455	1:51.393	281.7	2:22:42.891
29	2	4:01.109	37.528	1:33.056	1:50.525	281.7	2:26:44.000
30	2	4:11.247 B	37.781	1:33.802	1:59.664	280.3	2:30:55.247
31	4	35:51.612	...	1:39.980	2:00.082	234.2	3:06:46.859
32	4	4:12.234	39.595	1:36.731	1:55.908	261.9	3:10:59.093
33	4	4:10.224	39.067	1:35.458	1:55.699	283.2	3:15:09.317
34	4	4:08.474	38.813	1:35.529	1:54.132	280.3	3:19:17.791
35	4	4:11.085	38.632	1:34.934	1:57.519	279.5	3:23:28.876
36	4	4:20.345 B	39.455	1:34.977	2:05.913	281.7	3:27:49.221
37	1	:54:18.982	...	1:37.311	1:55.697	237.8	5:22:08.203
38	1	4:07.683	38.837	1:34.556	1:54.290	281.7	5:26:15.886
39	1	4:07.594	38.587	1:34.647	1:54.360	282.5	5:30:23.480
40	1	4:08.764	38.881	1:35.108	1:54.775	278.8	5:34:32.244
41	1	4:15.347 B	38.615	1:34.719	2:02.013	283.2	5:38:47.591
42	4	6:07.761	2:38.601	1:35.311	1:53.849	279.5	5:44:55.352

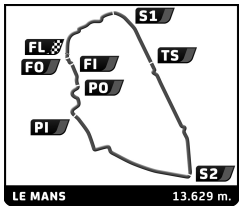

FIA WEC
Official Test 24 Hours of Le Mans
Official Test

Sector Analysis

Personal Best | Session Best | **B** Crossing the finish line in pit lane

Lap	D	Time	Sector 1	Sector 2	Sector 3	T. Spd	Elapsed
43	4	4:05.107	38.258	1:34.644	1:52.205	280.3	5:49:00.459
44	4	4:02.804	38.015	1:33.782	1:51.007	277.4	5:53:03.263
45	4	4:07.026	38.106	1:35.700	1:53.220	243.1	5:57:10.289
46	4	6:27.681 B	37.961	1:35.936	4:13.784	280.3	6:03:37.970
47	4	13:51.595	...	1:35.851	1:51.754	238.8	6:17:29.565
48	4	4:02.257	37.758	1:33.474	1:51.025	284.7	6:21:31.822
49	4	4:01.148	37.415	1:33.361	1:50.372	284.7	6:25:32.970
50	4	4:00.523	37.341	1:33.267	1:49.915	282.5	6:29:33.493
51	4	4:19.457	37.617	1:43.269	1:58.571	282.5	6:33:52.950
52	4	6:27.543 B	39.866	3:05.080	2:42.597	112.0	6:40:20.493
53	1	6:13.549	2:42.405	1:35.881	1:55.263	279.5	6:46:34.042
54	1	4:09.464	39.110	1:35.874	1:54.480	277.4	6:50:43.506
55	1	4:09.899	39.139	1:35.037	1:55.723	278.1	6:54:53.405
56	1	4:08.453	38.930	1:34.888	1:54.635	276.7	6:59:01.858
57	1	4:15.650 B	38.373	1:35.355	2:01.922	278.1	7:03:17.508
58	1	5:47.554	2:18.455	1:34.898	1:54.201	279.5	7:09:05.062
59	1	4:55.611	39.560	2:15.348	2:00.703	278.8	7:14:00.673
60	1	4:08.904	39.158	1:35.307	1:54.439	275.3	7:18:09.577
61	1	4:07.679	38.710	1:34.312	1:54.657	278.1	7:22:17.256
62	1	4:14.831 B	38.639	1:34.191	2:02.001	278.8	7:26:32.087
63	1	13:09.079	9:24.849	1:43.386	2:00.844	226.8	7:39:41.166
64	1	4:19.356 B	40.063	1:36.326	2:02.967	260.0	7:44:00.522
65	1	11:18.549	7:37.180	1:41.275	2:00.094	249.3	7:55:19.071
66	1	4:18.439 B	39.839	1:36.450	2:02.150	276.0	7:59:37.510

86 **Gulf Racing UK** — Porsche 911 RSR (2016) — LMGTE Am
1.Michael WAINWRIGHT 2.Benjamin BARKER 3.Nick FOSTER

Lap	D	Time	Sector 1	Sector 2	Sector 3	T. Spd	Elapsed
1	2	5:34.577 B	1:45.517	1:41.081	2:07.979	237.8	5:34.577
2	2	12:41.020	9:10.389	1:35.199	1:55.432	281.0	18:15.597
3	2	4:07.853	39.410	1:34.263	1:54.180	288.5	22:23.450
4	2	4:39.791 B	1:01.855	1:36.322	2:01.614	286.9	27:03.241
5	2	14:44.143	...	1:32.703	1:52.877	289.3	41:47.384
6	2	4:01.459	37.752	1:32.345	1:51.362	291.6	45:48.843
7	2	4:11.458 B	38.945	1:31.991	2:00.522	293.2	50:00.301
8	2	12:01.114	7:25.715	2:43.970	1:51.429	75.3	1:02:01.415
9	2	4:09.615 B	38.917	1:32.333	1:58.365	288.5	1:06:11.030
10	1	14:24.089	...	1:40.645	2:01.175	266.5	1:20:35.119
11	1	4:20.889	42.559	1:37.373	2:00.957	273.9	1:24:56.008
12	1	5:32.211	1:08.303	2:19.027	2:04.881	269.8	1:30:28.219
13	1	4:13.846	40.566	1:35.532	1:57.748	284.7	1:34:42.065
14	1	4:16.675	41.897	1:34.113	2:00.665	290.8	1:38:58.740
15	1	4:13.411	39.282	1:37.453	1:56.676	288.5	1:43:12.151
16	1	4:09.242	39.330	1:34.306	1:55.606	290.0	1:47:21.393
17	1	4:09.514	39.401	1:34.066	1:56.047	290.0	1:51:30.907
18	1	4:18.800 B	39.607	1:34.191	2:05.002	290.0	1:55:49.707
19	3	11:50.396	8:22.476	1:34.224	1:53.696	286.2	2:07:40.103
20	3	4:04.181	38.986	1:33.005	1:52.190	287.7	2:11:44.284
21	3	4:03.536	38.013	1:32.941	1:52.582	287.7	2:15:47.820
22	3	4:02.607	38.028	1:32.819	1:51.760	288.5	2:19:50.427
23	3	4:04.040	37.690	1:32.599	1:53.751	289.3	2:23:54.467
24	3	4:02.725	37.885	1:32.413	1:52.427	288.5	2:27:57.192
25	3	4:09.963 B	37.778	1:32.768	1:59.417	288.5	2:32:07.155
26	1	13:43.689	...	1:36.688	1:56.018	277.4	2:45:50.844
27	1	4:07.396	39.740	1:33.868	1:53.788	287.7	2:49:58.240
28	1	4:07.533	39.118	1:33.682	1:54.733	287.7	2:54:05.773
29	1	4:08.929	39.786	1:34.380	1:54.763	288.5	2:58:14.702
30	1	4:08.729	39.571	1:34.512	1:54.646	290.0	3:02:23.431
31	1	4:14.698	40.031	1:38.136	1:56.531	288.5	3:06:38.129
32	1	4:10.334	39.713	1:35.002	1:55.619	290.0	3:10:48.463
33	1	4:18.936 B	40.550	1:34.508	2:03.878	286.9	3:15:07.399
34	2	5:40.541	2:14.112	1:33.013	1:53.416	286.2	3:20:47.940
35	2	3:59.634	37.700	1:31.477	1:50.457	291.6	3:24:47.574
36	2	4:07.028 B	38.609	1:32.043	1:56.376	288.5	3:28:54.602
37	3	7:24.830	3:57.878	1:34.541	1:52.411	286.2	3:36:19.432
38	3	4:01.192	38.033	1:31.910	1:51.249	287.7	3:40:20.624
39	3	4:01.896	37.979	1:32.141	1:51.776	287.7	3:44:22.520
40	3	4:01.874	37.825	1:31.929	1:52.120	292.4	3:48:24.394
41	3	4:01.673	38.117	1:32.143	1:51.413	290.0	3:52:26.067
42	3	4:02.616	37.761	1:32.094	1:52.761	289.3	3:56:28.683
43	3	4:07.561 B	37.999	1:31.863	1:57.699	291.6	4:00:36.244
44	2	:56:02.086	...	1:33.094	1:51.094	282.5	5:56:38.330
45	2	5:33.441 B	37.799	1:31.886	3:23.756	286.2	6:02:11.771
46	2	16:15.116	...	1:32.816	1:50.148	283.9	6:18:26.887
47	2	4:00.221	37.374	1:31.767	1:51.080	289.3	6:22:27.108
48	2	3:59.582	37.493	1:31.515	1:50.574	288.5	6:26:26.690
49	2	4:06.230 B	38.028	1:32.001	1:56.201	287.7	6:30:32.920
50	1	13:02.821	9:30.858	1:36.280	1:55.683	285.4	6:43:35.741
51	1	4:09.224	39.372	1:34.448	1:55.404	290.8	6:47:44.965
52	1	4:07.641	39.260	1:33.941	1:54.440	290.8	6:51:52.606
53	1	4:11.048	39.254	1:33.575	1:58.219	290.0	6:56:03.654
54	1	4:06.293	38.962	1:33.876	1:53.455	290.0	7:00:09.947
55	1	4:11.486	39.361	1:34.305	1:57.820	289.3	7:04:21.433
56	1	4:11.422	41.138	1:34.357	1:55.927	286.9	7:08:32.855
57	1	5:13.171 B	40.350	2:20.203	2:12.618	258.2	7:13:46.026
58	3	9:40.983	6:14.674	1:33.961	1:52.348	286.2	7:23:27.009
59	3	4:03.125	37.665	1:32.099	1:53.361	287.7	7:27:30.134
60	3	4:01.520	37.688	1:32.407	1:51.425	288.5	7:31:31.654
61	3	3:59.846	37.842	1:31.471	1:50.533	288.5	7:35:31.500
62	3	4:00.992	37.960	1:31.710	1:51.322	289.3	7:39:32.492
63	3	4:01.338	37.779	1:32.305	1:51.254	282.5	7:43:33.830
64	3	4:07.221 B	37.838	1:31.982	1:57.401	289.3	7:47:41.051
65	1	10:37.411	7:05.191	1:36.131	1:56.089	284.7	7:58:18.462
66	1	4:07.714	39.753	1:33.803	1:54.158	289.3	8:02:26.176
67	1	4:12.084	39.648	1:36.202	1:56.234	283.9	8:06:38.260
68	1	4:09.408	39.661	1:34.156	1:55.591	287.7	8:10:47.668
69	1	4:47.319	39.128	1:34.147	2:34.044	286.9	8:15:34.987
70	1	5:15.657	39.209	1:34.439	3:02.009	286.2	8:20:50.644
71	1	4:09.548	39.602	1:34.825	1:55.121	286.2	8:25:00.192
72	1	4:09.902	39.676	1:34.338	1:55.888	290.0	8:29:10.094
73	1	4:16.054 B	39.501	1:34.713	2:01.840	288.5	8:33:26.148
74	3	8:51.896	4:53.045	1:32.801	2:26.050	286.9	8:42:18.044
75	3	4:12.260 B	39.736	1:32.424	2:00.100	291.6	8:46:30.304

88 **Proton Competition** — Porsche 911 RSR 991 — LMGTE Am
1.Klaus BACHLER 2.Stéphane LEMERET 3.Khaled AL QUBAISI 4.Christian RIED

Lap	D	Time	Sector 1	Sector 2	Sector 3	T. Spd	Elapsed
1	1	7:02.216	1:49.275	2:32.161	2:40.780	128.6	7:02.216
2	1	4:44.679	46.404	1:43.763	2:14.512	206.8	11:46.895
3	1	4:35.539	43.752	1:42.808	2:08.979	244.2	16:22.434
4	1	4:29.968	43.221	1:39.959	2:06.788	285.4	20:52.402
5	1	5:20.624 B	1:07.748	1:53.156	2:19.720	206.8	26:13.026
6	1	15:03.059	...	1:58.216	2:28.263	181.8	41:16.085
7	1	4:38.943	41.682	1:46.248	2:11.013	236.2	45:55.028

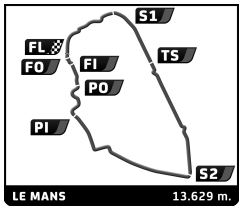

FIA WEC
Official Test 24 Hours of Le Mans
Official Test

Sector Analysis

Personal Best | Session Best | **B** Crossing the finish line in pit lane

Lap	D	Time	Sector 1	Sector 2	Sector 3	T. Spd	Elapsed
8	1	4:31.746	44.215	1:38.030	2:09.501	270.4	50:26.774
9	1	4:50.409	1:08.263	1:40.989	2:01.157	281.7	55:17.183
10	1	4:35.025 B	40.924	1:40.376	2:13.725	222.1	59:52.208
11	2	17:49.124	...	1:38.758	2:00.809	278.1	1:17:41.332
12	2	4:10.807	39.368	1:35.112	1:56.327	286.2	1:21:52.139
13	2	4:11.624	39.515	1:35.453	1:56.656	287.7	1:26:03.763
14	2	5:03.804 B	38.713	2:16.261	2:08.830	287.7	1:31:07.567
15	2	5:01.403	1:30.574	1:34.832	1:55.997	285.4	1:36:08.970
16	2	4:08.245	38.776	1:34.301	1:55.168	285.4	1:40:17.215
17	2	4:11.966	38.742	1:37.125	1:56.099	284.7	1:44:29.181
18	2	4:07.787	38.884	1:34.560	1:54.343	285.4	1:48:36.968
19	2	4:07.137	38.593	1:34.349	1:54.195	288.5	1:52:44.105
20	2	4:14.271 B	38.406	1:33.943	2:01.922	290.0	1:56:58.376
21	3	6:52.702	3:17.452	1:37.741	1:57.509	256.4	2:03:51.078
22	3	4:11.401	39.512	1:35.760	1:56.129	249.3	2:08:02.479
23	3	4:09.883	39.240	1:34.457	1:56.186	286.2	2:12:12.362
24	3	4:11.207	39.037	1:34.347	1:57.823	287.7	2:16:23.569
25	3	4:08.280	39.015	1:34.346	1:54.919	288.5	2:20:31.849
26	3	4:13.879 B	39.042	1:34.239	2:00.598	288.5	2:24:45.728
27	2	7:27.477	3:56.153	1:36.704	1:54.620	288.5	2:32:13.205
28	2	4:03.811	38.336	1:32.975	1:52.500	287.7	2:36:17.016
29	2	4:06.108	38.370	1:34.906	1:52.832	287.7	2:40:23.124
30	2	4:05.640	38.939	1:33.789	1:52.912	285.4	2:44:28.764
31	2	4:10.294 B	38.212	1:33.255	1:58.827	283.9	2:48:39.058
32	3	14:19.010	...	1:34.287	1:55.248	285.4	3:02:58.068
33	3	4:07.419	38.545	1:33.722	1:55.152	287.7	3:07:05.487
34	3	4:04.811	38.280	1:33.716	1:52.815	286.2	3:11:10.298
35	3	4:06.476	38.734	1:34.471	1:53.271	288.5	3:15:16.774
36	3	4:04.294	38.192	1:33.330	1:52.772	286.9	3:19:21.068
37	3	4:15.039 B	38.313	1:36.050	2:00.676	288.5	3:23:36.107
38	1	6:10.836	2:43.610	1:34.930	1:52.296	282.5	3:29:46.943
39	1	4:01.347	37.740	1:32.197	1:51.410	283.9	3:33:48.290
40	1	4:00.433	37.664	1:31.596	1:51.173	286.9	3:37:48.723
41	1	3:59.277	37.641	1:31.550	1:50.086	285.4	3:41:48.000
42	1	4:04.960	39.784	1:32.273	1:52.903	285.4	3:45:52.960
43	1	3:59.612	37.460	1:31.738	1:50.414	285.4	3:49:52.572
44	1	4:07.075 B	37.681	1:32.481	1:56.913	285.4	3:53:59.647
45	1	:20:53.400	...	1:34.380	1:51.989	279.5	5:14:53.047
46	1	4:04.545	38.061	1:34.847	1:51.637	281.0	5:18:57.592
47	1	4:00.795	37.553	1:32.478	1:50.764	283.2	5:22:58.387
48	1	4:07.364 B	38.313	1:32.469	1:56.582	280.3	5:27:05.751
49	1	5:13.882	1:49.908	1:33.006	1:50.968	283.2	5:32:19.633
50	1	4:12.214 B	38.628	1:36.130	1:57.456	286.2	5:36:31.847
51	3	6:50.542	3:20.890	1:35.335	1:54.317	281.7	5:43:22.389
52	3	4:05.672	38.375	1:33.378	1:53.919	283.9	5:47:28.061
53	3	4:04.887	38.584	1:33.492	1:52.811	285.4	5:51:32.948
54	3	4:06.421	38.581	1:34.406	1:53.434	283.2	5:55:39.369
55	3	4:38.721 B	38.473	1:33.412	2:26.836	283.9	6:00:18.090
56	3	16:36.588	...	1:36.136	1:54.595	277.4	6:16:54.678
57	3	4:07.335	38.717	1:35.199	1:53.419	284.7	6:21:02.013
58	3	4:07.568	38.496	1:33.231	1:55.841	286.2	6:25:09.581
59	3	4:05.738	38.995	1:33.464	1:53.279	286.9	6:29:15.319
60	3	4:20.977	39.196	1:36.825	2:04.956	287.7	6:33:36.296
61	3	6:34.656	47.444	3:11.389	2:35.823	115.1	6:40:10.952
62	3	4:08.708	39.530	1:34.897	1:54.281	289.3	6:44:19.660
63	3	4:04.097	38.244	1:32.880	1:52.973	288.5	6:48:23.757
64	3	4:02.596	38.358	1:32.552	1:51.686	288.5	6:52:26.353
65	3	4:01.283	37.777	1:32.491	1:51.015	288.5	6:56:27.636
66	3	5:28.560 B	42.312	2:10.381	2:35.867	177.1	7:01:56.196
67	2	5:50.723	2:17.194	1:36.450	1:57.079	277.4	7:07:46.919
68	2	4:56.743	39.370	2:14.741	2:02.632	280.3	7:12:43.662
69	2	4:09.466	38.847	1:34.295	1:56.324	281.0	7:16:53.128
70	2	4:09.156	39.122	1:33.770	1:56.264	286.9	7:21:02.284
71	2	4:13.627	42.940	1:33.500	1:57.187	287.7	7:25:15.911
72	2	4:06.242	38.882	1:33.631	1:53.729	286.2	7:29:22.153
73	2	4:08.599	39.626	1:34.042	1:54.931	260.0	7:33:30.752
74	2	4:08.003	38.622	1:34.901	1:54.480	283.9	7:37:38.755
75	2	4:04.484	38.184	1:33.247	1:53.053	283.9	7:41:43.239
76	2	4:05.808	38.249	1:33.941	1:53.618	283.9	7:45:49.047
77	2	4:05.045	38.199	1:32.951	1:53.895	284.7	7:49:54.092
78	2	4:05.042	38.155	1:32.964	1:53.923	284.7	7:53:59.134
79	2	4:03.460	38.204	1:32.747	1:52.509	286.9	7:58:02.594
80	2	4:10.061 B	37.935	1:33.283	1:58.843	287.7	8:02:12.655
81	1	12:34.573	8:29.490	1:33.884	2:31.199	270.4	8:14:47.228
82	1	5:42.630	37.418	1:34.870	3:30.342	283.2	8:20:29.858
83	1	4:16.194	39.440	1:32.763	2:03.991	282.5	8:24:46.052
84	1	4:06.841	38.820	1:34.223	1:53.798	283.9	8:28:52.893
85	1	4:05.882 B	37.498	1:31.677	1:56.707	288.5	8:32:58.775
86	3	10:14.371	6:43.001	1:36.241	1:55.129	286.2	8:43:13.146
87	3	7:02.056 B	42.969	2:45.613	3:33.474	79.4	8:50:15.202

90 TF Sport — Aston Martin VANTAGE — LMGTE Am
1.Salih YOLUC
2.Euan ALRE-HANKEY

Lap	D	Time	Sector 1	Sector 2	Sector 3	T. Spd	Elapsed
1	2	8:27.315 B	3:40.540	2:10.597	2:36.178	208.8	8:27.315
2	2	11:44.973 B	7:26.500	1:56.965	2:21.508	165.7	20:12.288
3	2	10:13.156	6:36.076	1:36.893	2:00.187	276.0	30:25.444
4	2	4:08.261	39.111	1:34.759	1:54.391	283.9	34:33.705
5	2	4:04.072	37.978	1:33.469	1:52.625	285.4	38:37.777
6	2	4:03.142	38.037	1:32.838	1:52.267	286.2	42:40.919
7	2	4:01.614	37.503	1:32.309	1:51.802	285.4	46:42.533
8	2	4:36.528	1:02.807	1:34.713	1:59.008	284.7	51:19.061
9	2	4:33.175	1:06.012	1:32.924	1:54.239	286.9	55:52.236
10	2	4:09.261 B	37.629	1:31.920	1:59.712	286.2	1:00:01.497
11	1	11:14.857 B	3:26.373	2:18.268	5:30.216	265.1	1:11:16.354
12	1	7:04.119	3:24.300	1:39.576	2:00.243	250.4	1:18:20.473
13	1	:17:36.130 B	39.157	...	2:07.579	284.7	3:35:56.603
14	1	6:57.747	3:24.018	1:36.848	1:56.881	277.4	3:42:54.350
15	1	4:11.566	39.073	1:35.424	1:57.069	286.2	3:47:05.916
16	1	4:08.734	38.873	1:34.895	1:54.966	286.9	3:51:14.650
17	1	4:08.790	39.634	1:34.692	1:54.464	283.9	3:55:23.440
18	1	4:07.197	39.009	1:34.128	1:54.060	285.4	3:59:30.637
19	1	:18:18.119 B	38.715	...	2:05.194	286.9	6:17:48.756
20	1	5:59.392	2:27.871	1:36.070	1:55.451	281.7	6:23:48.148
21	1	4:07.361	38.871	1:34.410	1:54.080	286.2	6:27:55.509
22	1	4:27.821	39.132	1:34.163	2:14.526	283.9	6:32:23.330
23	1	6:34.476	44.251	2:31.918	3:18.307	175.6	6:38:57.806
24	1	4:16.711	41.539	1:37.545	1:57.627	254.5	6:43:14.517
25	1	4:14.901	39.522	1:39.166	1:56.213	283.9	6:47:29.418
26	1	4:05.583	38.402	1:33.715	1:53.466	284.7	6:51:35.001
27	1	4:04.989	38.499	1:33.631	1:52.859	286.9	6:55:39.990
28	1	4:09.249	38.260	1:34.463	1:56.526	283.9	6:59:49.239
29	1	4:04.747	38.521	1:33.457	1:52.769	283.9	7:03:53.986
30	1	4:11.300 B	38.351	1:32.929	2:00.020	283.2	7:08:05.286

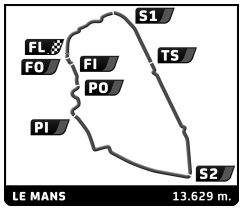

FIA WEC
Official Test 24 Hours of Le Mans
Official Test

Sector Analysis

Personal Best | Session Best | **B** Crossing the finish line in pit lane

Lap	D	Time	Sector 1	Sector 2	Sector 3	T. Spd	Elapsed
31	2	14:16.141	...	1:34.702	1:51.944	282.5	7:22:21.427
32	2	4:02.743	37.715	1:31.996	1:53.032	286.9	7:26:24.170
33	2	4:04.976	38.829	1:33.212	1:52.935	285.4	7:30:29.146
34	2	4:01.277	37.777	1:32.360	1:51.140	286.2	7:34:30.423
35	2	4:04.929	37.931	1:33.767	1:53.231	229.2	7:38:35.352
36	2	4:01.403	37.997	1:32.316	1:51.090	286.9	7:42:36.755
37	2	4:11.022 B	38.728	1:33.100	1:59.194	284.7	7:46:47.777
38	2	5:18.733	1:52.412	1:33.082	1:53.239	282.5	7:52:06.510
39	2	3:59.140	37.132	1:31.621	1:50.387	289.3	7:56:05.650
40	2	4:01.365	38.700	1:32.823	1:49.842	283.9	8:00:07.015
41	2	4:10.097 B	37.245	1:31.503	2:01.349	287.7	8:04:17.112
42	1	6:16.909	2:39.363	1:38.892	1:58.654	260.0	8:10:34.021
43	1	4:47.387	39.194	1:35.907	2:32.286	286.2	8:15:21.408
44	1	5:25.296	38.176	1:33.819	3:13.301	286.2	8:20:46.704
45	1	4:09.787	38.347	1:33.580	1:57.860	285.4	8:24:56.491
46	1	4:06.949	38.645	1:34.391	1:53.913	283.9	8:29:03.440
47	1	4:02.349	38.137	1:32.925	1:51.287	285.4	8:33:05.789
48	1	4:05.068	37.680	1:33.924	1:53.464	287.7	8:37:10.857
49	1	4:39.565	38.672	1:33.118	2:27.775	286.2	8:41:50.422
50	1	4:18.586 B	40.429	1:36.405	2:01.752	281.0	8:46:09.008

91 **Porsche GT Team** — Porsche 911 RSR — LMGTE Pro

1.Richard LIETZ, 2.Frédéric MAKOWIECKI, 3.Patrick PILET, 4.Laurens VANTHOOR

Lap	D	Time	Sector 1	Sector 2	Sector 3	T. Spd	Elapsed
1	1	9:33.144	5:57.882	1:38.108	1:57.154	251.0	9:33.144
2	1	4:04.979	37.912	1:34.374	1:52.693	284.7	13:38.123
3	1	4:09.704	40.486	1:34.035	1:55.183	287.7	17:47.827
4	1	4:05.372	39.134	1:32.334	1:53.904	287.7	21:53.199
5	1	4:39.888 B	1:04.934	1:35.669	1:59.285	286.2	26:33.087
6	4	8:32.927	5:05.436	1:34.734	1:52.757	265.8	35:06.014
7	4	3:59.983	37.512	1:32.354	1:50.117	285.4	39:05.997
8	4	3:58.090	36.961	1:31.848	1:49.281	290.0	43:04.087
9	4	3:57.851	37.054	1:31.702	1:49.095	290.0	47:01.938
10	4	4:40.508 B	1:06.275	1:33.087	2:01.146	285.4	51:42.446
11	2	8:11.888	4:36.492	1:33.101	2:02.295	286.9	59:54.334
12	2	4:26.673	43.345	1:52.469	1:50.859	273.9	1:04:21.007
13	2	3:58.367	36.951	1:31.227	1:50.189	287.7	1:08:19.374
14	2	4:09.147 B	37.196	1:31.511	2:00.440	288.5	1:12:28.521
15	3	7:34.590	4:08.818	1:34.415	1:51.357	271.1	1:20:03.111
16	3	4:01.927	36.907	1:32.043	1:52.977	289.3	1:24:05.038
17	3	5:13.794	1:04.934	2:13.476	1:55.384	289.3	1:29:18.832
18	3	3:57.908	37.076	1:31.883	1:48.949	294.0	1:33:16.740
19	3	4:03.841 B	36.808	1:31.570	1:55.463	286.9	1:37:20.581
20	3	17:32.088	...	1:32.007	1:50.121	286.2	1:54:52.669
21	3	3:59.785	36.838	1:32.907	1:50.040	289.3	1:58:52.454
22	3	3:57.934	37.217	1:31.957	1:48.760	290.8	2:02:50.388
23	3	3:56.516	36.672	1:31.554	1:48.290	286.9	2:06:46.904
24	3	4:07.370 B	36.967	1:32.496	1:57.907	286.2	2:10:54.274
25	3	9:58.491	6:35.155	1:32.698	1:50.638	286.9	2:20:52.765
26	3	3:59.312	37.715	1:31.663	1:49.934	289.3	2:24:52.077
27	3	3:58.539	37.933	1:31.653	1:48.953	289.3	2:28:50.616
28	3	4:03.144 B	37.010	1:30.817	1:55.317	286.9	2:32:53.760
29	3	15:12.267	...	1:31.815	1:49.012	282.5	2:48:06.027
30	3	3:55.753	36.709	1:30.841	1:48.203	286.2	2:52:01.780
31	3	4:02.509 B	36.651	1:30.877	1:54.981	288.5	2:56:04.289
32	4	7:40.263	4:17.487	1:33.265	1:49.511	286.2	3:03:44.552
33	4	3:58.429	37.286	1:31.302	1:49.841	287.7	3:07:42.981
34	4	3:58.910	37.268	1:31.357	1:50.285	288.5	3:11:41.891
35	4	3:56.879	37.671	1:30.956	1:48.252	288.5	3:15:38.770
36	4	4:04.363 B	36.834	1:31.032	1:56.497	286.9	3:19:43.133
37	2	5:28.424	2:03.071	1:34.125	1:51.228	284.7	3:25:11.557
38	2	4:15.391	55.745	1:31.451	1:48.195	286.2	3:29:26.948
39	2	3:55.772	36.901	1:30.838	1:48.033	286.2	3:33:22.720
40	2	3:57.885	37.504	1:31.140	1:49.241	289.3	3:37:20.605
41	2	4:12.404 B	39.022	1:32.513	2:00.869	289.3	3:41:33.009
42	2	:25:02.478	...	1:32.521	1:49.514	282.5	5:06:35.487
43	2	3:56.725	37.224	1:31.167	1:48.334	284.7	5:10:32.212
44	2	3:56.738	36.723	1:30.883	1:49.132	285.4	5:14:28.950
45	2	3:55.575	36.797	1:30.875	1:47.903	286.2	5:18:24.525
46	2	4:04.959 B	36.791	1:32.253	1:55.915	286.2	5:22:29.484
47	2	10:45.335	7:22.743	1:33.485	1:49.107	284.7	5:33:14.819
48	2	3:55.265	36.672	1:30.607	1:47.986	286.9	5:37:10.084
49	2	3:54.996	36.573	1:30.338	1:48.085	286.9	5:41:05.080
50	2	4:07.532 B	37.502	1:32.723	1:57.307	278.1	5:45:12.612
51	2	5:14.843	1:51.415	1:33.024	1:50.404	286.2	5:50:27.455
52	2	3:58.623	37.261	1:32.013	1:49.349	286.2	5:54:26.078
53	2	3:57.899	37.310	1:31.281	1:49.308	286.2	5:58:23.977
54	2	8:40.539 B	40.868	3:23.412	4:36.259	188.5	6:07:04.516
55	1	9:06.741	5:42.941	1:31.602	1:52.198	290.0	6:16:11.257
56	1	3:57.147	37.563	1:30.990	1:48.594	290.0	6:20:08.404
57	1	3:57.318	37.356	1:31.215	1:48.747	287.7	6:24:05.722
58	1	3:57.769	37.225	1:31.835	1:48.709	284.7	6:28:03.491
59	1	4:24.554 B	37.149	1:33.243	2:14.162	286.2	6:32:28.045
60	1	13:23.644	9:56.549	1:34.856	1:52.239	289.3	6:45:51.689
61	1	3:56.600	37.125	1:30.944	1:48.531	288.5	6:49:48.289
62	1	4:07.421 B	37.148	1:32.654	1:57.619	289.3	6:53:55.710
63	1	10:56.528	7:32.155	1:33.118	1:51.255	286.9	7:04:52.238
64	1	3:58.369	37.091	1:31.105	1:50.173	286.9	7:08:50.607
65	1	4:46.066	36.998	2:12.895	1:56.173	283.9	7:13:36.673
66	1	4:00.472	37.421	1:31.920	1:51.131	286.9	7:17:37.145
67	1	3:57.298	37.094	1:31.284	1:48.920	285.4	7:21:34.443
68	1	3:56.967	37.071	1:30.819	1:49.077	286.2	7:25:31.410
69	1	3:56.701	37.011	1:31.196	1:48.494	286.9	7:29:28.111
70	1	4:00.013	37.286	1:31.218	1:51.509	290.0	7:33:28.124
71	1	3:57.589	37.139	1:31.313	1:49.137	285.4	7:37:25.713
72	1	3:57.747	37.225	1:31.441	1:49.081	284.7	7:41:23.460
73	1	3:58.778	37.426	1:31.719	1:49.633	283.9	7:45:22.238
74	1	3:58.896	37.308	1:32.189	1:49.399	283.2	7:49:21.134
75	1	3:58.876	37.235	1:32.003	1:49.638	283.9	7:53:20.010
76	1	4:04.917 B	37.478	1:31.701	1:55.738	286.2	7:57:24.927
77	1	5:11.941	1:52.072	1:31.429	1:48.440	288.5	8:02:36.868
78	1	3:56.090	37.005	1:30.980	1:48.105	288.5	8:06:32.958
79	1	4:01.378	37.027	1:31.363	1:52.988	290.8	8:10:34.336
80	1	4:39.063	38.289	1:32.392	2:28.382	285.4	8:15:13.399
81	1	5:26.121	36.861	1:31.097	3:18.163	286.9	8:20:39.520
82	1	4:08.887	37.874	1:32.686	1:58.327	285.4	8:24:48.407
83	1	3:59.772	37.385	1:32.915	1:49.472	289.3	8:28:48.179
84	1	3:56.883	36.992	1:30.713	1:49.178	288.5	8:32:45.062
85	1	3:57.788	37.316	1:31.362	1:49.110	286.2	8:36:42.850
86	1	4:20.026	36.813	1:31.643	2:11.570	285.4	8:41:02.876
87	1	4:07.247 B	39.355	1:32.262	1:55.630	281.7	8:45:10.123

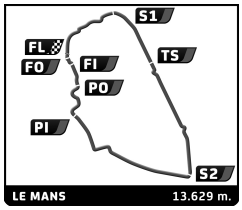

FIA WEC
Official Test 24 Hours of Le Mans
Official Test

Sector Analysis

Personal Best | Session Best | **B** Crossing the finish line in pit lane

92 Porsche GT Team — Porsche 911 RSR, LMGTE Pro
1.Michael CHRISTENSEN 3.Dirk WERNER
2.Kevin ESTRE 4.Laurens VANTHOOR

Lap	D	Time	Sector 1	Sector 2	Sector 3	T. Spd	Elapsed
1	1	8:59.771	5:25.214	1:37.546	1:57.011	260.0	8:59.771
2	1	4:05.555	38.287	1:34.195	1:53.073	283.9	13:05.326
3	1	4:01.230	37.462	1:33.043	1:50.725	286.2	17:06.556
4	1	4:04.288	38.220	1:32.591	1:53.477	286.2	21:10.844
5	1	4:28.438	1:01.462	1:36.342	1:50.634	285.4	25:39.282
6	1	4:00.837	37.122	1:32.330	1:51.385	288.5	29:40.119
7	1	4:00.901	37.753	1:33.198	1:49.950	283.9	33:41.020
8	1	4:04.626	38.261	1:35.026	1:51.339	287.7	37:45.646
9	1	4:00.036	37.244	1:32.342	1:50.450	287.7	41:45.682
10	1	4:12.676 B	37.832	1:35.432	1:59.412	285.4	45:58.358
11	1	19:33.857	...	1:32.141	1:49.695	284.7	1:05:32.215
12	1	3:57.441	36.835	1:31.312	1:49.294	286.9	1:09:29.656
13	1	4:00.077	37.030	1:31.393	1:51.654	288.5	1:13:29.733
14	1	4:05.310	37.390	1:32.934	1:54.986	287.7	1:17:35.043
15	1	3:57.786	36.983	1:31.153	1:49.650	289.3	1:21:32.829
16	1	4:02.950	37.178	1:34.370	1:51.402	287.7	1:25:35.779
17	1	4:49.515	37.039	2:15.150	1:57.326	288.5	1:30:25.294
18	1	3:59.745	37.287	1:31.904	1:50.554	290.0	1:34:25.039
19	1	3:57.244	36.955	1:31.392	1:48.897	288.5	1:38:22.283
20	1	4:04.224 B	37.163	1:31.089	1:55.972	289.3	1:42:26.507
21	1	14:54.650	...	1:32.774	1:49.301	282.5	1:57:21.157
22	1	3:56.946	37.235	1:31.331	1:48.380	286.2	2:01:18.103
23	1	3:57.929	37.070	1:31.635	1:49.224	286.2	2:05:16.032
24	1	3:58.441	37.301	1:31.798	1:49.342	286.2	2:09:14.473
25	1	4:06.494 B	37.483	1:31.344	1:57.667	289.3	2:13:20.967
26	1	15:31.266	...	1:30.983	1:48.854	289.3	2:28:52.233
27	1	3:56.858	36.771	1:30.957	1:49.130	287.7	2:32:49.091
28	1	3:59.579	37.321	1:31.184	1:51.074	288.5	2:36:48.670
29	1	4:02.491 B	36.697	1:31.031	1:54.763	288.5	2:40:51.161
30	1	:25:13.089	...	1:32.282	1:49.365	283.9	5:06:04.250
31	1	3:55.454	36.835	1:30.594	1:48.025	286.2	5:09:59.704
32	1	3:55.335	36.873	1:30.352	1:48.110	287.7	5:13:55.039
33	1	4:02.566 B	36.772	1:30.998	1:54.796	287.7	5:17:57.605
34	2	9:22.370	5:59.346	1:32.437	1:50.587	290.0	5:27:19.975
35	2	3:58.099	37.142	1:32.002	1:48.955	286.9	5:31:18.074
36	2	3:57.190	36.930	1:31.525	1:48.735	287.7	5:35:15.264
37	2	3:56.631	37.146	1:30.987	1:48.498	287.7	5:39:11.895
38	2	4:03.776 B	37.176	1:31.073	1:55.527	288.5	5:43:15.671
39	2	17:03.227 B	...	1:31.756	2:20.129	284.7	6:00:18.898
40	2	15:01.794	...	1:31.671	1:49.689	286.2	6:15:20.692
41	2	3:56.213	37.287	1:30.799	1:48.127	287.7	6:19:16.905
42	2	3:56.022	36.634	1:30.658	1:48.730	286.9	6:23:12.927
43	2	3:54.999	36.681	1:30.604	1:47.714	288.5	6:27:07.926
44	2	4:02.255 B	36.659	1:30.836	1:54.760	286.2	6:31:10.181
45	2	16:49.186	...	1:31.093	1:48.347	290.0	6:47:59.367
46	2	3:55.065	36.972	1:30.027	1:48.066	290.8	6:51:54.432
47	2	4:02.754 B	37.805	1:30.654	1:54.295	287.7	6:55:57.186
48	3	10:40.546	7:10.786	1:34.601	1:55.159	281.7	7:06:37.732
49	3	4:05.649	37.981	1:34.222	1:53.446	286.2	7:10:43.381
50	3	4:55.156	38.134	2:18.395	1:58.627	283.9	7:15:38.537
51	3	4:01.093	37.442	1:32.552	1:51.099	283.9	7:19:39.630
52	3	4:01.301	37.268	1:32.062	1:51.971	284.7	7:23:40.931
53	3	3:59.749	37.421	1:31.813	1:50.515	286.9	7:27:40.680
54	3	4:00.179	37.088	1:31.812	1:51.279	285.4	7:31:40.859
55	3	4:02.017	37.197	1:31.951	1:52.869	286.2	7:35:42.876
56	3	3:59.163	37.056	1:32.410	1:49.697	284.7	7:39:42.039
57	3	3:59.602	37.283	1:32.642	1:49.677	286.2	7:43:41.641
58	3	3:57.902	37.158	1:31.442	1:49.302	287.7	7:47:39.543
59	3	4:05.879 B	37.065	1:31.684	1:57.130	285.4	7:51:45.422
60	3	5:18.446	1:56.732	1:31.263	1:50.451	285.4	7:57:03.868
61	3	3:56.452	36.786	1:30.844	1:48.822	288.5	8:01:00.320
62	3	3:58.060	36.931	1:32.067	1:49.062	286.9	8:04:58.380
63	3	3:56.588	36.874	1:30.929	1:48.785	287.7	8:08:54.968
64	3	4:41.717	38.932	1:32.993	2:29.792	283.9	8:13:36.685
65	3	5:41.774	36.806	1:31.150	3:33.818	286.9	8:19:18.459
66	3	5:03.458	37.027	1:31.248	2:55.183	287.7	8:24:21.917
67	3	3:55.932	36.654	1:30.683	1:48.595	286.9	8:28:17.849
68	3	3:56.289	36.939	1:30.745	1:48.605	287.7	8:32:14.138
69	3	3:56.058	36.853	1:30.897	1:48.308	284.7	8:36:10.196
70	3	4:06.560 B	36.591	1:32.791	1:57.178	284.7	8:40:16.756
71	3	5:42.184	2:10.997	1:37.753	1:53.434	249.8	8:45:58.940
72	3	9:40.429 B	42.115	4:20.154	4:38.160	78.9	8:55:39.369

93 Proton Competition — Porsche 911 RSR 991, LMGTE Am
1.Patrick LONG 3.Michael HEDLUND
2.Abdulaziz AL FAISAL 4.Christian RIED

Lap	D	Time	Sector 1	Sector 2	Sector 3	T. Spd	Elapsed
1	1	5:46.748 B	1:53.132	1:44.221	2:09.395	222.1	5:46.748
2	1	11:34.549	8:01.724	1:36.046	1:56.779	273.9	17:21.297
3	1	4:06.027	39.314	1:33.828	1:52.885	286.2	21:27.324
4	1	4:47.138 B	1:03.284	1:36.587	2:07.267	283.2	26:14.462
5	3	11:50.737	8:08.989	1:39.329	2:02.419	275.3	38:05.199
6	3	4:23.456 B	40.350	1:36.320	2:06.786	281.0	42:28.655
7	3	:58:01.743	...	1:38.967	2:00.921	245.9	2:40:30.398
8	3	4:13.492	39.609	1:36.817	1:57.066	281.0	2:44:43.890
9	3	4:11.081	39.200	1:35.714	1:56.167	283.9	2:48:54.971
10	3	4:11.109	39.424	1:35.650	1:56.035	278.1	2:53:06.080
11	3	4:18.870 B	39.376	1:35.787	2:03.707	283.9	2:57:24.950
12	3	7:58.945	4:26.499	1:35.679	1:56.767	284.7	3:05:23.895
13	3	4:11.254	39.539	1:35.386	1:56.329	285.4	3:09:35.149
14	3	4:12.032	40.447	1:35.564	1:56.021	285.4	3:13:47.181
15	3	4:10.792	39.447	1:35.326	1:56.019	286.9	3:17:57.973
16	3	4:18.253 B	39.626	1:35.132	2:03.495	286.9	3:22:16.226
17	2	12:09.615	8:34.559	1:37.857	1:57.199	277.4	3:34:25.841
18	2	4:08.453	39.486	1:34.417	1:54.550	286.9	3:38:34.294
19	2	4:05.466	38.488	1:33.827	1:53.151	283.9	3:42:39.760
20	2	4:12.290 B	38.282	1:33.344	2:00.664	284.7	3:46:52.050
21	2	5:43.948	2:17.701	1:34.338	1:51.909	285.4	3:52:35.998
22	2	4:03.010	37.938	1:32.861	1:52.211	288.5	3:56:39.008
23	2	4:02.779	37.938	1:32.809	1:52.032	285.4	4:00:41.787
24	1	:40:54.443	38.190	1:37.399	...	285.4	5:41:36.230
25	1	4:02.804	37.887	1:32.945	1:51.972	282.5	5:45:39.034
26	1	4:10.471 B	37.752	1:32.861	1:59.858	282.5	5:49:49.505
27	1	10:45.066 B	6:45.443	1:33.755	2:25.868	283.9	6:00:34.571
28	1	16:29.637	...	1:33.625	1:58.892	281.7	6:17:04.208
29	1	4:01.962	37.843	1:32.645	1:51.474	283.9	6:21:06.170
30	1	4:10.534 B	37.609	1:32.321	2:00.604	286.9	6:25:16.704
31	1	11:37.057 B	6:34.595	1:45.089	3:17.373	278.1	6:36:53.761
32	1	19:19.766	...	1:33.854	1:55.375	257.6	6:56:13.527
33	1	4:00.556	37.402	1:32.580	1:50.574	282.5	7:00:14.083
34	1	4:11.080 B	37.266	1:32.541	2:01.273	286.2	7:04:25.163
35	3	13:18.414	9:43.645	1:36.472	1:58.297	278.1	7:17:43.577

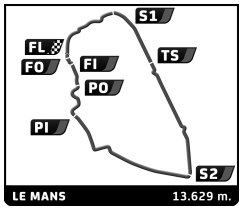

FIA WEC
Official Test 24 Hours of Le Mans
Official Test

Sector Analysis

Personal Best | Session Best | **B** Crossing the finish line in pit lane

Lap	D	Time	Sector 1	Sector 2	Sector 3	T. Spd	Elapsed
36	3	4:10.456	39.369	1:35.457	1:55.630	282.5	7:21:54.033
37	3	4:10.950	39.030	1:35.251	1:56.669	281.0	7:26:04.983
38	3	4:09.723	38.918	1:35.303	1:55.502	283.2	7:30:14.706
39	3	4:17.267 B	39.200	1:36.004	2:02.063	276.0	7:34:31.973
40	2	9:36.840	6:06.456	1:35.772	1:54.612	281.7	7:44:08.813
41	2	4:08.515	40.229	1:33.932	1:54.354	283.9	7:48:17.328
42	2	4:03.833	38.721	1:32.977	1:52.135	286.2	7:52:21.161
43	2	4:08.454 B	38.003	1:32.376	1:58.075	286.2	7:56:29.615
44	2	7:07.401	3:38.887	1:35.781	1:52.733	281.7	8:03:37.016
45	2	4:03.757	38.036	1:33.365	1:52.356	283.2	8:07:40.773
46	2	4:44.775	38.385	1:33.839	2:32.551	282.5	8:12:25.548
47	2	4:51.686 B	38.419	1:33.484	2:39.783	282.5	8:17:17.234
48	3	10:04.649	6:34.455	1:35.541	1:54.653	281.0	8:27:21.883
49	3	4:08.044	38.494	1:34.291	1:55.259	285.4	8:31:29.927
50	3	4:13.466	39.021	1:38.185	1:56.260	234.2	8:35:43.393
51	3	4:08.457	38.741	1:34.822	1:54.894	281.7	8:39:51.850
52	3	4:08.487	38.856	1:35.119	1:54.512	281.7	8:44:00.337
53	3	8:26.151 B	44.525	3:12.431	4:29.195	79.5	8:52:26.488

95 **Aston Martin Racing** — Aston Martin VANTAGE
1.Nicki THIIM 2.Marco SØRENSEN 3.Richie STANAWAY — LMGTE Pro

Lap	D	Time	Sector 1	Sector 2	Sector 3	T. Spd	Elapsed
1	3	55:54.191	...	1:39.069	1:57.647	203.7	55:54.191
2	3	4:16.430	37.899	1:38.573	1:59.958	241.5	1:00:10.621
3	3	4:37.448 B	57.272	1:36.647	2:03.529	290.0	1:04:48.069
4	3	33:27.032	...	1:33.632	1:52.162	283.9	1:38:15.101
5	3	3:59.629	37.726	1:31.889	1:50.014	290.0	1:42:14.730
6	3	3:58.819	37.161	1:31.636	1:50.022	290.8	1:46:13.549
7	3	3:58.905	37.968	1:31.113	1:49.824	291.6	1:50:12.454
8	3	4:03.240 B	37.035	1:30.686	1:55.519	292.4	1:54:15.694
9	1	16:13.045	...	1:33.549	1:51.551	289.3	2:10:28.739
10	1	3:59.564	37.263	1:31.795	1:50.506	290.0	2:14:28.303
11	1	3:59.210	36.993	1:31.467	1:50.750	290.8	2:18:27.513
12	1	4:00.646	37.353	1:32.785	1:50.508	286.9	2:22:28.159
13	1	3:59.253	37.222	1:31.670	1:50.361	291.6	2:26:27.412
14	1	4:06.571 B	36.926	1:31.473	1:58.172	291.6	2:30:33.983
15	2	8:26.376	5:01.650	1:33.182	1:51.544	279.5	2:39:00.359
16	2	4:00.062	37.305	1:32.020	1:50.737	283.9	2:43:00.421
17	2	3:58.701	37.414	1:31.317	1:49.970	284.7	2:46:59.122
18	2	3:58.937	37.312	1:31.347	1:50.278	287.7	2:50:58.059
19	2	4:09.196 B	37.257	1:31.153	2:00.786	286.2	2:55:07.255
20	2	14:07.252	...	1:32.255	1:51.148	269.8	3:09:14.507
21	2	4:06.431	37.333	1:31.149	1:57.949	288.5	3:13:20.938
22	2	3:59.719	37.295	1:31.437	1:50.987	290.0	3:17:20.657
23	2	4:06.617 B	37.548	1:31.891	1:57.178	283.2	3:21:27.274
24	1	:57:02.650	...	1:31.822	1:49.076	288.5	5:18:29.924
25	1	3:56.652	36.861	1:30.945	1:48.846	290.0	5:22:26.576
26	1	4:02.633 B	36.863	1:30.930	1:54.840	290.8	5:26:29.209
27	1	8:56.195	5:35.163	1:31.959	1:49.073	288.5	5:35:25.404
28	1	3:56.479	36.821	1:30.909	1:48.749	290.8	5:39:21.883
29	1	3:56.730	36.978	1:30.775	1:48.977	290.8	5:43:18.613
30	1	3:56.817	36.904	1:30.942	1:48.971	289.3	5:47:15.430
31	1	3:56.648	36.931	1:30.669	1:49.048	290.8	5:51:12.078
32	1	3:56.654	36.976	1:31.015	1:48.663	290.8	5:55:08.732
33	1	4:11.180	37.095	1:30.904	2:03.181	290.8	5:59:19.912
34	1	9:25.809 B	1:07.159	4:18.823	3:59.827	79.2	6:08:45.721
35	1	31:21.825 B	...	1:31.089	9:50.950	287.7	6:40:07.546
36	1	47:33.970	...	1:31.774	1:48.970	286.9	7:27:41.516
37	1	3:59.587	37.023	1:32.126	1:50.438	290.8	7:31:41.103
38	1	3:57.839	37.401	1:31.900	1:48.538	290.0	7:35:38.942
39	1	3:55.251	36.742	1:30.335	1:48.174	290.8	7:39:34.193
40	1	3:56.573	36.747	1:30.610	1:49.216	290.0	7:43:30.766
41	1	3:55.983	37.438	1:30.595	1:47.950	292.4	7:47:26.749
42	1	3:56.063	36.875	1:30.390	1:48.798	292.4	7:51:22.812
43	1	3:56.410	36.788	1:30.641	1:48.981	290.0	7:55:19.222
44	1	3:56.226	36.871	1:31.393	1:47.962	290.0	7:59:15.448
45	1	3:55.467	36.627	1:30.320	1:48.520	291.6	8:03:10.915
46	1	3:55.863	36.722	1:30.665	1:48.476	290.8	8:07:06.778
47	1	3:56.697	37.478	1:30.476	1:48.743	290.8	8:11:03.475
48	1	4:42.554 B	36.647	1:30.345	2:35.562	291.6	8:15:46.029
49	1	6:17.007	1:50.064	1:31.304	2:55.639	288.5	8:22:03.036
50	1	3:55.947	36.990	1:30.657	1:48.300	290.0	8:25:58.983
51	1	3:55.771	36.859	1:30.578	1:48.334	290.8	8:29:54.754
52	1	3:56.234	37.450	1:30.487	1:48.297	290.8	8:33:50.988
53	1	3:56.154	36.902	1:31.352	1:47.900	289.3	8:37:47.142
54	1	4:29.701	36.916	1:30.402	2:22.383	292.4	8:42:16.843
55	1	4:14.263 B	39.588	1:31.711	2:02.964	292.4	8:46:31.106

97 **Aston Martin Racing** — Aston Martin VANTAGE
1.Darren TURNER 2.Jonathan ADAM 3.Daniel SERRA — LMGTE Pro

Lap	D	Time	Sector 1	Sector 2	Sector 3	T. Spd	Elapsed
1	3	:48:16.403	...	1:35.572	1:54.939	269.1	1:48:16.403
2	3	4:02.523	37.594	1:32.768	1:52.161	291.6	1:52:18.926
3	3	4:01.624	38.669	1:32.358	1:50.597	292.4	1:56:20.550
4	3	3:59.282	37.017	1:31.766	1:50.499	291.6	2:00:19.832
5	3	4:02.470	37.838	1:31.994	1:52.638	291.6	2:04:22.302
6	3	3:56.994	36.931	1:31.123	1:48.940	292.4	2:08:19.296
7	3	3:58.870	36.820	1:31.044	1:51.006	293.2	2:12:18.166
8	3	4:00.567	37.116	1:31.969	1:51.482	278.8	2:16:18.733
9	3	3:56.735	37.055	1:31.002	1:48.678	292.4	2:20:15.468
10	3	4:04.400 B	37.524	1:30.714	1:56.162	293.2	2:24:19.868
11	1	25:09.733	...	1:31.650	1:51.253	292.4	2:49:29.601
12	1	3:57.508	37.203	1:30.597	1:49.708	292.4	2:53:27.109
13	1	3:57.051	37.187	1:30.833	1:49.031	293.2	2:57:24.160
14	1	4:04.101 B	36.930	1:30.555	1:56.616	292.4	3:01:28.261
15	1	16:38.292	...	1:33.208	1:55.266	281.7	3:18:06.553
16	1	3:58.179	37.099	1:30.469	1:50.611	293.2	3:22:04.732
17	1	4:07.043	37.565	1:30.728	1:58.750	294.0	3:26:11.775
18	1	4:36.793 B	1:05.240	1:31.135	2:00.418	292.4	3:30:48.568
19	1	11:12.692	7:45.652	1:32.156	1:54.884	290.0	3:42:01.260
20	1	3:59.588	39.303	1:31.690	1:48.595	291.6	3:46:00.848
21	1	4:08.127 B	37.196	1:30.587	2:00.344	294.8	3:50:08.975
22	2	:27:51.257	...	1:33.342	1:51.389	290.0	5:18:00.232
23	2	4:00.110	37.238	1:33.231	1:49.641	241.5	5:22:00.342
24	2	4:04.606 B	37.206	1:31.374	1:56.026	291.6	5:26:04.948
25	2	10:01.004	6:37.681	1:32.733	1:50.590	285.4	5:36:05.952
26	2	3:58.027	36.983	1:31.598	1:49.446	291.6	5:40:03.979
27	2	3:56.769	37.117	1:30.922	1:48.730	291.6	5:44:00.748
28	2	3:57.916	38.048	1:30.938	1:48.930	292.4	5:47:58.664
29	2	3:57.052	37.073	1:30.795	1:49.184	290.8	5:51:55.716
30	2	3:58.752	37.012	1:32.576	1:49.164	277.4	5:55:54.468
31	2	4:26.529 B	37.116	1:30.589	2:18.824	291.6	6:00:20.997
32	2	33:06.276	...	1:35.318	2:00.271	288.5	6:33:27.273
33	2	6:37.769	54.857	3:10.178	2:32.734	129.6	6:40:05.042

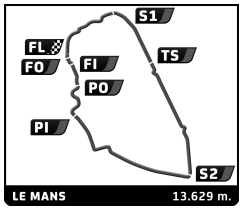

FIA WEC
Official Test 24 Hours of Le Mans
Official Test

Sector Analysis

Personal Best | Session Best | **B** Crossing the finish line in pit lane

Lap	D	Time	Sector 1	Sector 2	Sector 3	T. Spd	Elapsed
34	2	3:58.829	37.649	1:31.131	1:50.049	294.0	6:44:03.871
35	2	4:05.095 B	37.124	1:31.549	1:56.422	273.2	6:48:08.966
36	2	40:11.922	...	1:32.512	1:49.235	285.4	7:28:20.888
37	2	3:55.266	36.843	1:30.750	1:47.673	291.6	7:32:16.154
38	2	4:00.274	37.051	1:31.223	1:52.000	292.4	7:36:16.428
39	2	3:56.610	37.193	1:30.795	1:48.622	290.8	7:40:13.038
40	2	3:56.570	37.455	1:30.513	1:48.602	291.6	7:44:09.608
41	2	3:58.573	38.738	1:31.465	1:48.370	290.8	7:48:08.181
42	2	3:56.047	37.123	1:30.561	1:48.363	293.2	7:52:04.228
43	2	3:55.646	37.383	1:30.199	1:48.064	294.0	7:55:59.874
44	2	4:01.498	37.122	1:30.993	1:53.383	293.2	8:00:01.372
45	2	3:56.396	37.023	1:30.167	1:49.206	294.8	8:03:57.768
46	2	3:59.188	38.295	1:31.834	1:49.059	273.2	8:07:56.956
47	2	4:36.460	36.967	1:30.311	2:29.182	293.2	8:12:33.416
48	2	4:50.943 B	37.281	1:30.878	2:42.784	294.0	8:17:24.359
49	2	6:22.762	1:50.846	1:33.533	2:58.383	289.3	8:23:47.121
50	2	3:57.377	37.237	1:31.222	1:48.918	290.0	8:27:44.498
51	2	3:55.872	37.240	1:30.763	1:47.869	292.4	8:31:40.370
52	2	3:55.846	37.082	1:30.455	1:48.309	291.6	8:35:36.216
53	2	3:55.281	37.170	1:30.531	1:47.580	290.8	8:39:31.497
54	2	3:55.267	37.089	1:30.285	1:47.893	294.0	8:43:26.764
55	2	7:36.290 B	44.375	2:45.197	4:06.718	79.7	8:51:03.054

98 **Aston Martin Racing** — Aston Martin VANTAGE, LMGTE Am
1.Paul DALLA LANA 2.Pedro LAMY 3.Mathias LAUDA

Lap	D	Time	Sector 1	Sector 2	Sector 3	T. Spd	Elapsed
1	2	36:42.426	...	1:38.323	1:57.266	242.6	36:42.426
2	2	4:22.848 B	37.999	1:35.246	2:09.603	286.2	41:05.274
3	2	13:55.512	...	1:35.494	1:55.316	278.8	55:00.786
4	2	4:03.483	38.447	1:33.316	1:51.720	286.2	59:04.269
5	2	5:19.523	48.080	2:31.692	1:59.751	127.3	1:04:23.792
6	2	4:05.105	37.987	1:32.962	1:54.156	290.0	1:08:28.897
7	2	4:00.853	38.257	1:31.940	1:50.656	290.0	1:12:29.750
8	2	4:02.203	37.366	1:32.097	1:52.740	290.8	1:16:31.953
9	2	4:09.895 B	37.309	1:32.093	2:00.493	290.8	1:20:41.848
10	1	8:21.529	3:55.629	2:23.387	2:02.513	269.8	1:29:03.377
11	1	4:03.548	37.908	1:33.489	1:52.151	290.8	1:33:06.925
12	1	4:03.097	37.817	1:33.728	1:51.552	289.3	1:37:10.022
13	1	4:04.870	37.728	1:32.808	1:54.334	288.5	1:41:14.892
14	1	4:08.596 B	37.672	1:33.005	1:57.919	287.7	1:45:23.488
15	1	14:26.449	...	1:34.617	1:53.269	284.7	1:59:49.937
16	1	4:02.438	37.799	1:33.647	1:50.992	286.9	2:03:52.375
17	1	4:03.604	38.514	1:33.168	1:51.922	285.4	2:07:55.979
18	1	4:03.626	38.681	1:33.148	1:51.797	286.2	2:11:59.605
19	1	4:01.898	37.883	1:32.677	1:51.338	287.7	2:16:01.503
20	1	4:00.712	37.524	1:31.913	1:51.275	289.3	2:20:02.215
21	1	4:01.252	37.859	1:32.292	1:51.101	290.8	2:24:03.467
22	1	4:00.864	37.543	1:31.926	1:51.395	290.8	2:28:04.331
23	1	4:03.021	37.895	1:34.772	1:50.354	290.0	2:32:07.352
24	1	4:01.840	38.887	1:32.420	1:50.533	287.7	2:36:09.192
25	1	4:00.488	37.611	1:31.965	1:50.912	287.7	2:40:09.680
26	1	4:00.333	37.629	1:32.017	1:50.687	286.9	2:44:10.013
27	1	3:59.320	37.544	1:31.684	1:50.092	286.9	2:48:09.333
28	1	4:21.651 B	37.469	1:43.299	2:00.883	201.8	2:52:30.984
29	3	14:05.045	...	1:34.875	1:55.647	282.5	3:06:36.029
30	3	4:02.269	38.395	1:32.546	1:51.328	288.5	3:10:38.298
31	3	4:00.625	37.495	1:31.713	1:51.417	287.7	3:14:38.923
32	3	3:59.887	37.259	1:31.215	1:51.413	288.5	3:18:38.810
33	3	4:02.243	38.249	1:31.950	1:52.044	286.9	3:22:41.053
34	3	4:07.189 B	37.278	1:31.726	1:58.185	287.7	3:26:48.242
35	1	:56:04.583	...	1:36.260	1:55.492	281.0	5:22:52.825
36	1	4:01.515	37.764	1:32.954	1:50.797	285.4	5:26:54.340
37	1	3:59.752	37.294	1:32.379	1:50.079	287.7	5:30:54.092
38	1	4:00.321	37.634	1:32.377	1:50.310	286.9	5:34:54.413
39	1	4:01.831	37.486	1:31.686	1:52.659	288.5	5:38:56.244
40	1	4:04.581	37.450	1:34.723	1:52.408	286.9	5:43:00.825
41	1	4:02.155	37.668	1:33.214	1:51.273	284.7	5:47:02.980
42	1	4:03.174	37.906	1:32.345	1:52.923	285.4	5:51:06.154
43	1	4:00.740	37.800	1:32.192	1:50.748	286.2	5:55:06.894
44	1	4:41.889	37.477	1:31.909	2:32.503	286.9	5:59:48.783
45	1	9:27.301 B	1:24.047	4:17.671	3:45.583	79.7	6:09:16.084
46	1	8:31.766	5:01.815	1:36.601	1:53.350	281.0	6:17:47.850
47	1	4:03.739	37.835	1:32.971	1:52.933	286.2	6:21:51.589
48	1	4:00.804	37.803	1:32.490	1:50.511	286.9	6:25:52.393
49	1	4:01.985	37.687	1:32.995	1:51.303	290.0	6:29:54.378
50	1	6:39.530 B	38.052	2:23.151	3:38.327	289.3	6:36:33.908
51	3	7:30.766	3:58.933	1:33.752	1:58.081	286.2	6:44:04.674
52	3	3:59.600	37.664	1:32.008	1:49.928	292.4	6:48:04.274
53	3	3:59.363	37.392	1:31.029	1:50.942	290.8	6:52:03.637
54	3	3:58.700	37.395	1:31.395	1:49.910	289.3	6:56:02.337
55	3	3:58.843	37.408	1:31.350	1:50.085	289.3	7:00:01.180
56	3	3:59.493	37.510	1:32.070	1:49.913	289.3	7:04:00.673
57	3	4:01.012	37.729	1:32.985	1:50.298	286.9	7:08:01.685
58	3	4:50.494	37.482	2:15.930	1:57.082	286.9	7:12:52.179
59	3	3:59.891	37.280	1:31.536	1:51.075	286.2	7:16:52.070
60	3	3:59.424	37.280	1:31.160	1:50.984	287.7	7:20:51.494
61	3	4:00.009	37.832	1:31.424	1:50.753	289.3	7:24:51.503
62	3	4:00.120	37.354	1:31.600	1:51.166	289.3	7:28:51.623
63	3	4:06.738 B	37.049	1:31.403	1:58.286	288.5	7:32:58.361
64	3	5:32.669	2:10.529	1:31.616	1:50.524	289.3	7:38:31.030
65	3	4:00.194	38.282	1:31.651	1:50.261	288.5	7:42:31.224
66	3	3:59.068	37.364	1:31.569	1:50.135	290.0	7:46:30.292
67	3	3:58.865	37.742	1:31.371	1:49.752	288.5	7:50:29.157
68	3	3:59.040	37.624	1:31.330	1:50.086	291.6	7:54:28.197
69	3	3:59.987	38.320	1:31.508	1:50.159	290.8	7:58:28.184
70	3	3:58.991	37.391	1:31.766	1:49.834	289.3	8:02:27.175
71	3	4:03.081	38.650	1:33.921	1:50.510	285.4	8:06:30.256
72	3	4:06.998	37.588	1:32.544	1:56.866	290.0	8:10:37.254
73	3	4:44.744 B	37.492	1:31.616	2:35.636	290.0	8:15:21.998
74	2	8:30.582	3:56.132	1:33.519	3:00.931	283.9	8:23:52.580
75	2	3:58.923	37.161	1:31.597	1:50.165	289.3	8:27:51.503
76	2	3:58.250	37.155	1:31.319	1:49.776	288.5	8:31:49.753
77	2	4:04.404	37.970	1:33.151	1:53.283	290.0	8:35:54.157
78	2	4:00.959	37.399	1:32.230	1:51.330	283.9	8:39:55.116
79	2	3:59.796	37.381	1:31.816	1:50.599	288.5	8:43:54.912
80	2	8:16.201 B	45.778	3:01.839	4:28.584	79.3	8:52:11.113

99 **Beechdean AMR** — Aston Martin VANTAGE, LMGTE Am
1.Andrew HOWARD 2.Ross GUNN 3.Oliver BRYANT

Lap	D	Time	Sector 1	Sector 2	Sector 3	T. Spd	Elapsed
1	2	44:03.323 B	...	1:37.355	2:03.373	277.4	44:03.323
2	2	9:58.679	6:28.700	1:35.196	1:54.783	283.9	54:02.002
3	2	4:07.221	38.591	1:34.037	1:54.593	284.7	58:09.223
4	2	5:19.846	42.990	2:44.338	1:52.518	79.4	1:03:29.069

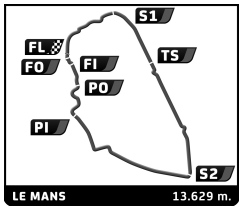

FIA WEC
Official Test 24 Hours of Le Mans
Official Test

Sector Analysis

Personal Best Session Best **B** Crossing the finish line in pit lane

Lap	D	Time	Sector 1	Sector 2	Sector 3	T. Spd	Elapsed
5	2	4:01.314	37.701	1:32.705	1:50.908	287.7	1:07:30.383
6	2	4:07.410 B	37.939	1:32.459	1:57.012	288.5	1:11:37.793
7	2	11:59.355	8:28.115	1:36.378	1:54.862	283.9	1:23:37.148
8	2	5:24.269	1:05.874	2:18.786	1:59.609	286.9	1:29:01.417
9	2	4:01.530	38.137	1:32.644	1:50.749	288.5	1:33:02.947
10	2	4:00.534	37.634	1:32.301	1:50.599	286.9	1:37:03.481
11	2	4:07.559 B	37.732	1:32.582	1:57.245	286.9	1:41:11.040
12	1	8:29.875	4:51.661	1:38.771	1:59.443	281.0	1:49:40.915
13	1	4:13.261	39.972	1:36.190	1:57.099	286.9	1:53:54.176
14	1	4:10.197	38.929	1:35.769	1:55.499	286.2	1:58:04.373
15	1	4:08.955	39.094	1:35.519	1:54.342	285.4	2:02:13.328
16	1	4:08.116	38.925	1:34.859	1:54.332	286.2	2:06:21.444
17	1	4:06.997	38.819	1:34.597	1:53.581	286.2	2:10:28.441
18	1	4:26.440 B	40.801	1:37.748	2:07.891	245.3	2:14:54.881
19	3	10:55.095	7:18.900	1:37.615	1:58.580	253.9	2:25:49.976
20	3	4:10.112	39.045	1:35.541	1:55.526	255.1	2:30:00.088
21	3	4:08.226	38.584	1:33.940	1:55.702	286.2	2:34:08.314
22	3	4:24.663 B	38.709	1:34.060	2:11.894	284.7	2:38:32.977
23	3	7:43.999	4:13.660	1:35.289	1:55.050	279.5	2:46:16.976
24	3	4:06.973	38.887	1:34.582	1:53.504	267.8	2:50:23.949
25	3	4:11.996 B	38.142	1:33.586	2:00.268	286.2	2:54:35.945
26	3	29:34.004	...	1:35.702	1:54.839	271.8	3:24:09.949
27	3	4:13.806	39.312	1:34.029	2:00.465	285.4	3:28:23.755
28	3	4:31.443	1:03.861	1:33.957	1:53.625	284.7	3:32:55.198
29	3	4:04.061	38.487	1:33.450	1:52.124	286.2	3:36:59.259
30	3	4:03.141	38.361	1:32.902	1:51.878	287.7	3:41:02.400
31	3	4:02.770	37.741	1:33.084	1:51.945	286.9	3:45:05.170
32	3	4:09.898 B	37.738	1:33.000	1:59.160	288.5	3:49:15.068
33	1	:35:15.100	...	1:36.658	1:56.158	283.9	5:24:30.168
34	1	4:09.088	38.997	1:35.033	1:55.058	285.4	5:28:39.256
35	1	4:07.993	38.874	1:35.221	1:53.898	286.9	5:32:47.249
36	1	4:08.688	38.588	1:35.069	1:55.031	286.2	5:36:55.937
37	1	4:06.506	38.908	1:34.229	1:53.369	287.7	5:41:02.443
38	1	4:09.129	38.891	1:35.183	1:55.055	286.2	5:45:11.572
39	1	4:08.206	38.854	1:34.192	1:55.160	286.9	5:49:19.778
40	1	4:07.155	38.747	1:34.584	1:53.824	284.7	5:53:26.933
41	1	4:05.890	38.519	1:34.135	1:53.236	283.9	5:57:32.823
42	1	7:35.422 B	39.167	2:16.170	4:40.085	231.2	6:05:08.245
43	3	12:45.781	9:13.452	1:36.298	1:56.031	284.7	6:17:54.026
44	3	4:05.306	38.234	1:34.158	1:52.914	285.4	6:21:59.332
45	3	4:07.326	37.937	1:33.905	1:55.484	285.4	6:26:06.658
46	3	4:04.729	38.492	1:33.609	1:52.628	286.2	6:30:11.387
47	3	6:26.266	37.862	2:13.704	3:34.700	219.9	6:36:37.653
48	3	5:15.488	1:03.032	2:17.722	1:54.734	159.3	6:41:53.141
49	3	4:03.008	37.956	1:32.906	1:52.146	289.3	6:45:56.149
50	3	4:01.783	37.594	1:32.307	1:51.882	288.5	6:49:57.932
51	3	4:04.479	39.007	1:32.890	1:52.582	277.4	6:54:02.411
52	3	4:09.501 B	37.640	1:32.815	1:59.046	285.4	6:58:11.912
53	2	8:30.283	5:03.650	1:32.987	1:53.646	283.9	7:06:42.195
54	2	4:04.403	38.491	1:33.205	1:52.707	286.2	7:10:46.598
55	2	4:52.731	37.813	2:16.437	1:58.481	281.0	7:15:39.329
56	2	4:00.674	37.580	1:32.249	1:50.845	283.9	7:19:40.003
57	2	4:06.418	37.641	1:36.684	1:52.093	242.6	7:23:46.421
58	2	3:58.885	37.406	1:31.454	1:50.025	290.0	7:27:45.306
59	2	4:03.031	39.570	1:32.619	1:50.842	289.3	7:31:48.337
60	2	3:58.910	37.913	1:31.434	1:49.563	288.5	7:35:47.247
61	2	4:00.675	37.237	1:31.313	1:52.125	287.7	7:39:47.922
62	2	3:59.670	37.312	1:31.572	1:50.786	288.5	7:43:47.592
63	2	4:50.208 B	40.131	1:57.344	2:12.733	161.2	7:48:37.800

Computerised results and timing service

Official Test 24 Hours of Le Mans
FIA WEC
Official Test
Weather Report

Air Temperature

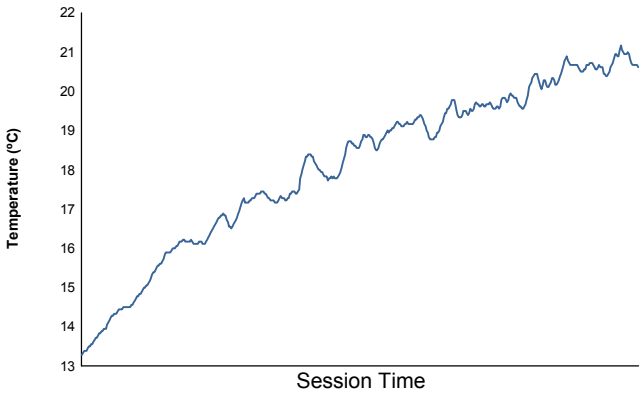

Track Temperature

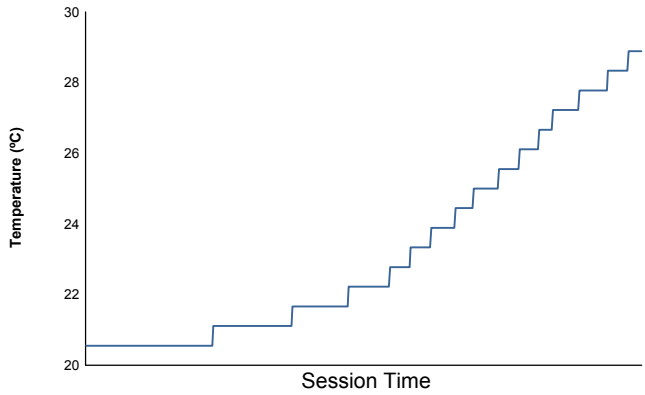

Humidity

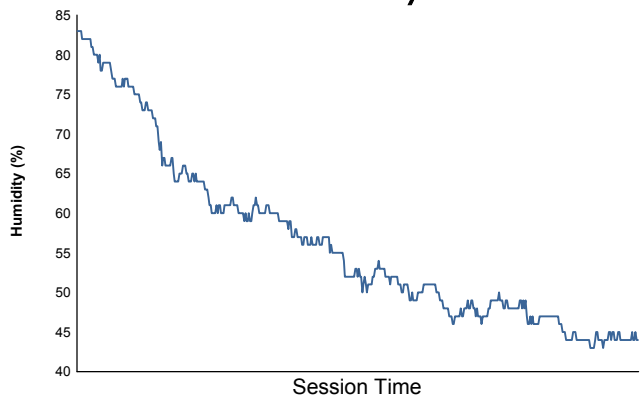

Pressure

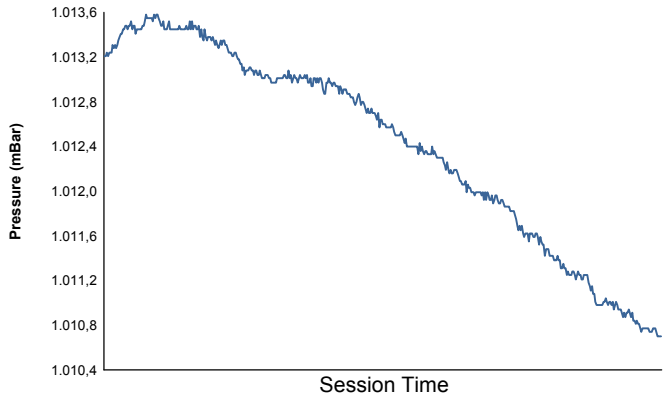

Wind Speed

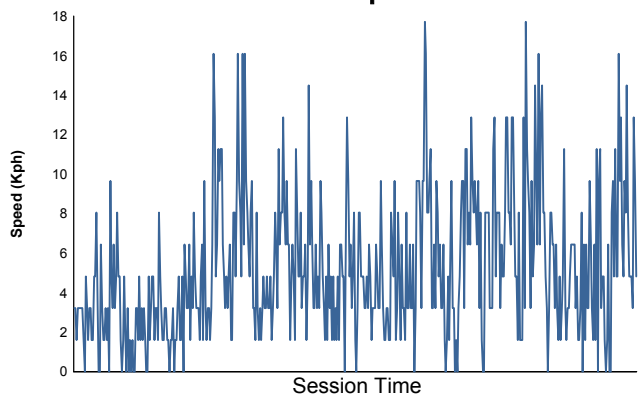

Wind direction

North = 0º/360º Est = 90º South = 180º West= 270º

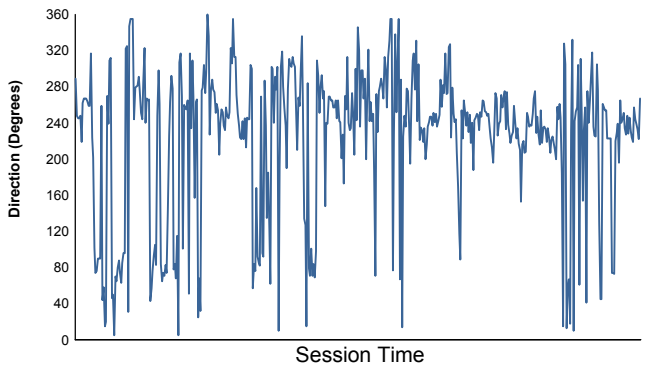

Track Status: **DRY**